

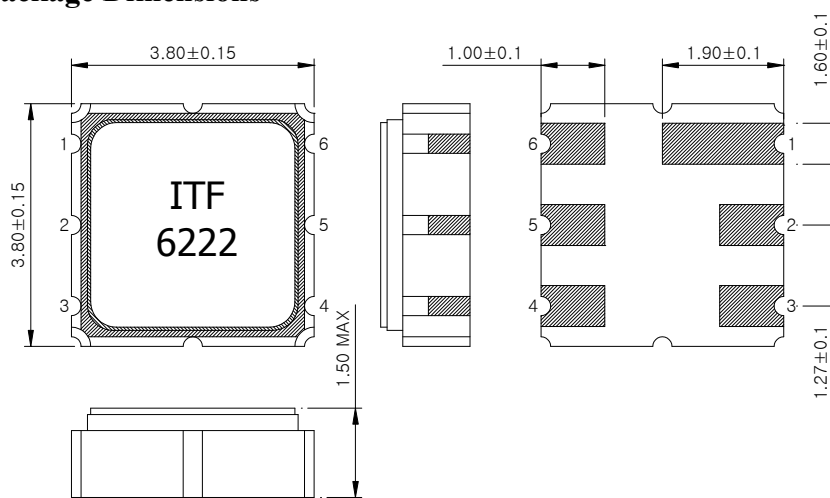
# SAW Bandpass Filter F6222



## Features

- RF bandpass filter
- High attenuation
- No matching 50Ω single-ended operation
- Ceramic Surface Mounted Device (SMD) Package ( 3.8 mm \* 3.8 mm )
- RoHS Compliant

## Package Dimensions



Dimensions shown are nominal in millimeters

Body :  $Al_2O_3$  Ceramic

Lid : Kovar, Ni Plated


Terminations : Au plating 0.3 ~ 1.0  $\mu$ m, Over a 1.27 ~ 8.89  $\mu$ m  
Ni Plating

Pin Configuration	
2	Input
5	Output
1, 3, 4, 6	Case ground

## Maximum Ratings

Parameter	Unit	Minimum	Typical	Maximum
Operating Temperature Range	°C	-40	25	85
Storage Temperature Range	°C	-40	25	85
Power Handling Capability	dBm	-	-	10

Electrostatics Sensitive Device (ESD)

	<b>ITF Co., Ltd.</b> 102-901, Bucheon Technopark 364, Samjeong-Dong, Ojeong-Gu, Bucheon-City, Gyeonggi-Do, Korea 421-809	Part No.	F6222	
		Rev. Date	2014-12-17	
		Rev.	NSNH01-AS02	1/7

# SAW Bandpass Filter F6222




## Specifications

Fc = 622.08MHz

		Minimum	Typical	Maximum
Center Frequency ( Fc )	MHz	621.90	622.08	622.26-
3dB Bandwidth	kHz	600	800	1200
Insertion Loss( At Fc )	dB	-	3.5	6.0
Relative Attenuation At Fc - 4 MHz At Fc + 20 MHz	dB	20 20	25 25	-
Input/Output Impedance	Ohms	-	50	-

### Notes :

- 1) All specifications are based on the matching schematic shown below, measured by Agilent Network analyzer and full 2 port calibration.
- 2) Electrical margin has been built into the design to account for the variations due to temperature drift and manufacturing tolerances

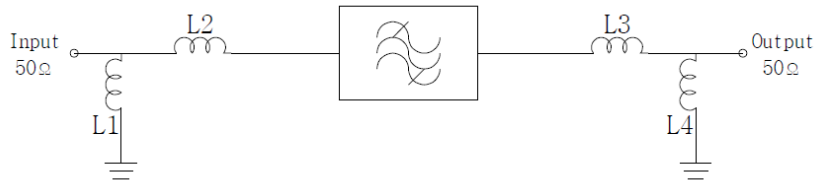
 Integrated Technology Future	<b>ITF Co., Ltd.</b> 102-901, Bucheon Technopark 364, Samjeong-Dong, Ojeong-Gu, Bucheon-City, Gyeonggi-Do, Korea 421-809	Part No.	F6222	
		Rev. Date	2014-12-17	
		Rev.	NSNH01-AS02	2/7

# SAW Bandpass Filter F6222



## Matching Schematic

( Actual matching values may vary due to PCB layout and parasitics )



L1=10nH , L2=22nH

L3=18nH , L4=8.2nH

## Marking Configuration


ITF<sup>1)</sup>

6222<sup>2)</sup>

1) Manufacturer name

2) Marking Number

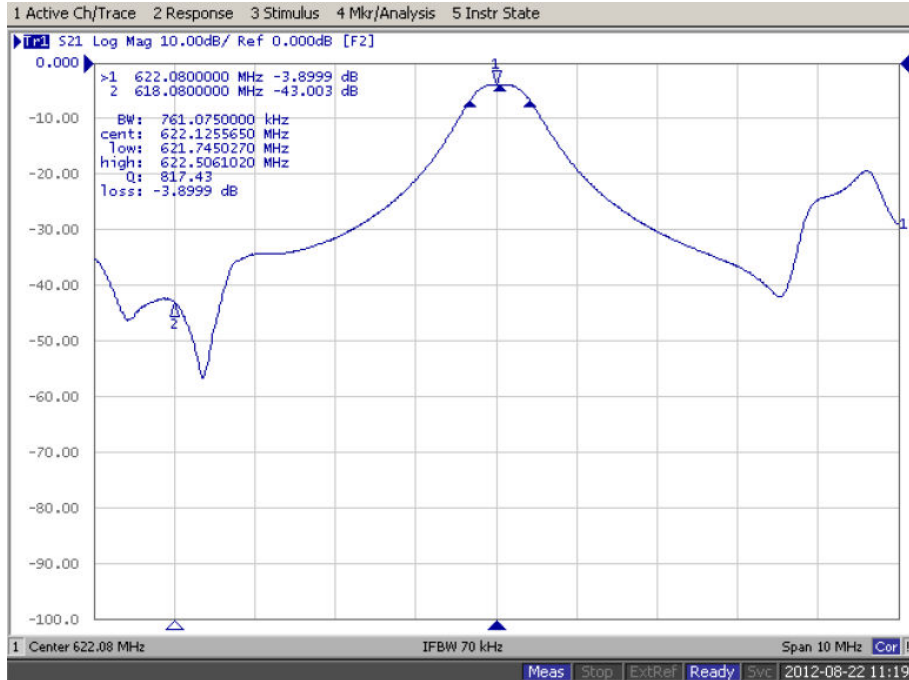
\* Ink or Laser Marking available


 Integrated Technology Future	<b>ITF Co., Ltd.</b> 102-901, Bucheon Technopark 364, Samjeong-Dong, Ojeong-Gu, Bucheon-City, Gyeonggi-Do, Korea 421-809	Part No.	F6222	
		Rev. Date	2014-12-17	
		Rev.	NSNH01-AS02	3/7

# SAW Bandpass Filter F6222



## Typical Performance ( at 25°C )

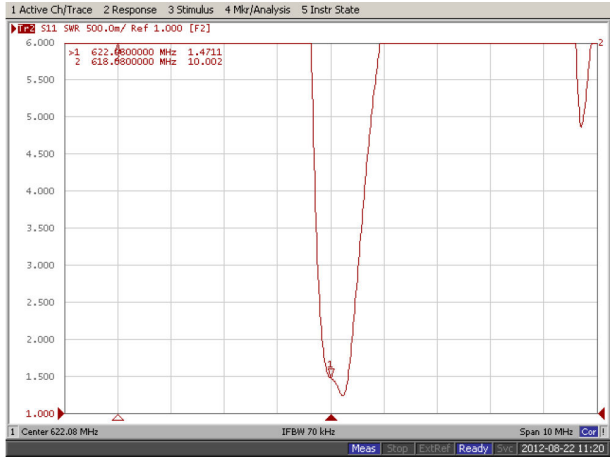


 Integrated Technology Future	<b>ITF Co., Ltd.</b> 102-901, Bucheon Technopark 364, Samjeong-Dong, Ojeong-Gu, Bucheon-City, Gyeonggi-Do, Korea 421-809	Part No.	F6222	
		Rev. Date	2014-12-17	
		Rev.	NSNH01-AS02	4/7

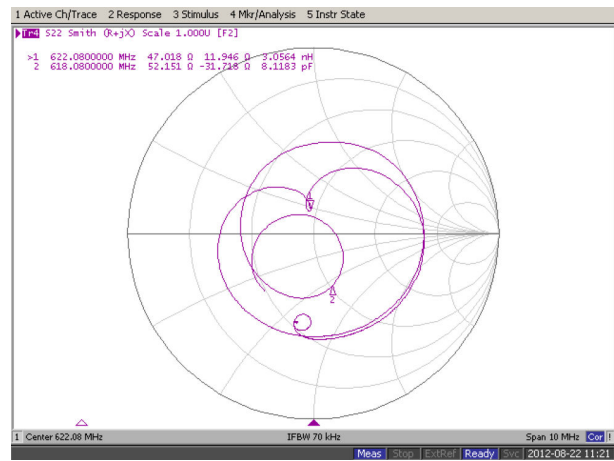
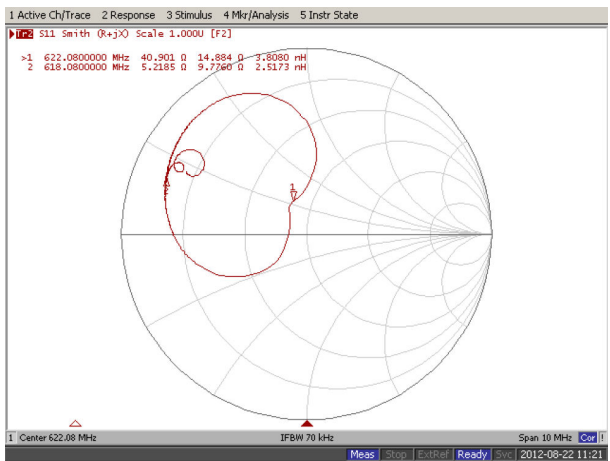
# SAW Bandpass Filter F6222



## Input / Output VSWR Charts



## Input / Output Smith Charts



**ITF Co., Ltd.**  
102-901, Bucheon Technopark 364,  
Samjeong-Dong, Ojeong-Gu, Bucheon-City,  
Gyeonggi-Do, Korea 421-809

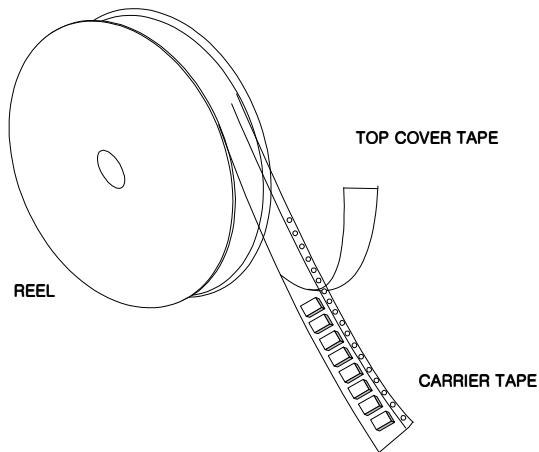
Part No.	F6222	
Rev. Date	2014-12-17	
Rev.	NSNH01-AS02	5/7

# SAW Bandpass Filter F6222



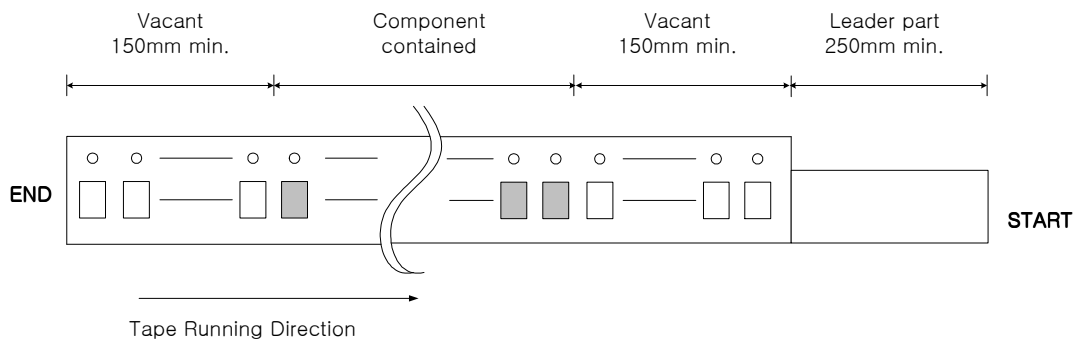
## Packing Specification

1. Reeling Quantity : 1000 pcs / reel
2. Taping Structure : The tape shall be wound around the reel in the direction shown below.



## Tape Specification

1. Leader part and vacant position specification

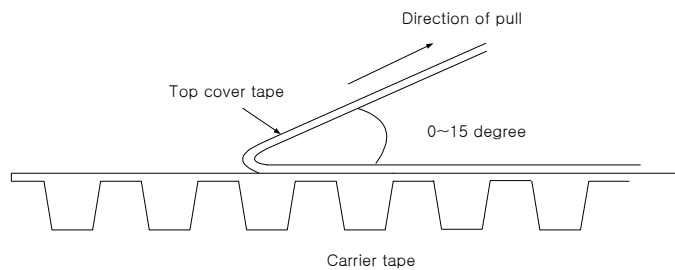



2. Tensile strength of carrier tape

4.4N/mm width

3. Top cover tape adhesion

- 1) pull off angle : 0~15°
- 2) speed : 300mm/min
- 3) force : 20~70g



 <p>ITF Integrated Technology Future</p>	<p><b>ITF Co., Ltd.</b> 102-901, Bucheon Technopark 364, Samjeong-Dong, Ojeong-Gu, Bucheon-City, Gyeonggi-Do, Korea 421-809</p>	Part No.	F6222	
		Rev. Date	2014-12-17	
		Rev.	NSNH01-AS02	6/7

