

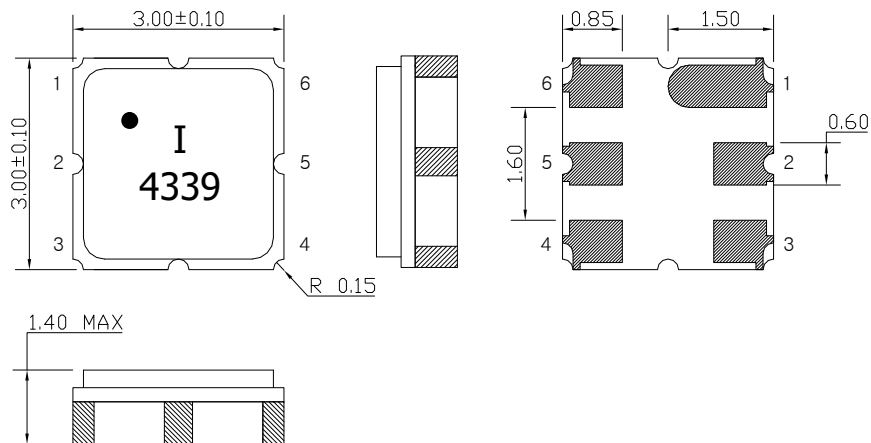
# SAW Bandpass Filter F4339



## Features

- RF bandpass filter
- High attenuation
- No matching single-ended operation
- Ceramic Surface Mounted Device Package ( 3.0 mm × 3.0 mm )
- RoHS/RoHS2 (2015/863/EU) Compliant

## Package Dimension



Dimensions shown are nominal in millimeters

Body : Al<sub>2</sub>O<sub>3</sub> Ceramic

Lid : Kovar, Ni Plated

Terminations : Au plating 0.3 ~ 1.0 um, Over a 1.27 ~ 8.89 um  
Ni Plating


### Pin Configurations

2	Input or Output
5	Output or Input
1, 3, 4, 6	Case ground

## Maximum Ratings

Parameters	Unit	Minimum	Typical	Maximum
Operating Temperature Range	℃	-40	25	105
Storage Temperature Range	℃	-45	-	125
Power Handling Capability	dBm	-	-	5

Electrostatics Sensitive Device (ESD)

	<b>ITF Co., Ltd.</b> 102-701, 22, Samjak-ro, Ojeong-gu, Bucheon-si, Gyeonggi-do, Korea, 14501	Part No.	F4339	
		Rev. Date	2021-01-12	
		Rev.	NCVG02-AS04	1/7

# SAW Bandpass Filter F4339




## Specifications

Fo = 433.92 MHz

Room Temperature : +25°C		Minimum	Typical	Maximum
Center Frequency ( Fc )	MHz	-	433.92	-
Insertion Loss (433.00 ~ 434.71 MHz)	dB	-	2.1	3.0
Amplitude Ripple (433.00 ~ 434.71 MHz)	dB	-	0.5	1.5
Relative Attenuation				
10.00 ~ 380.00 MHz		55	60	-
380.00 ~ 413.50 MHz		45	50	-
413.50 ~ 424.00 MHz		40	48	-
443.75 ~ 454.00 MHz	dB	35	45	-
454.00 ~ 470.00 MHz		30	38	-
470.00 ~ 650.00 MHz		43	48	-
650.00 ~ 1000.00 MHz		40	50	-
Input/Output Impedance	Ohm	-	50	-

### Notes :

- 1) All specifications are based on the matching schematic shown below
- 2) All specifications are measured by Agilent Network analyzer and full 2 port calibration at room temperature
- 3) All attenuation measurements are measured relative to insertion loss


 Integrated Technology Future	<b>ITF Co., Ltd.</b> 102-701, 22, Samjak-ro, Ojeong-gu, Bucheon-si, Gyeonggi-do, Korea, 14501	Part No.	F4339	
		Rev. Date	2021-01-12	
		Rev.	NCVG02-AS04	2/7

# SAW Bandpass Filter F4339



## Matching Schematic

( Actual matching values may vary due to PCB layout and parasitics )



## Marking Configuration



I  
4339

- 1) Pad Number 1 Index
- 2) Manufacturer name
- 3) Marking Number

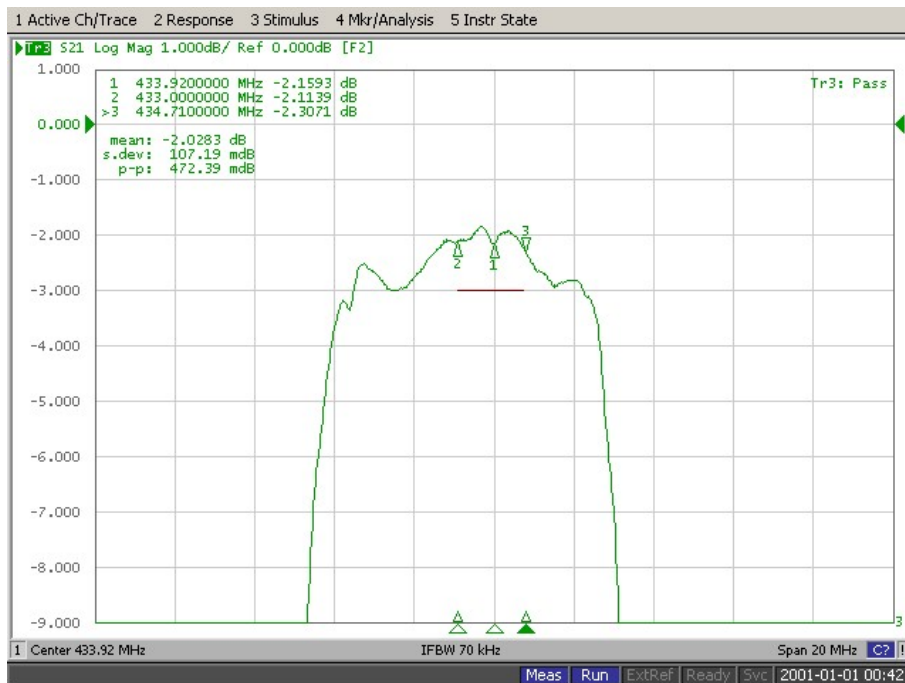
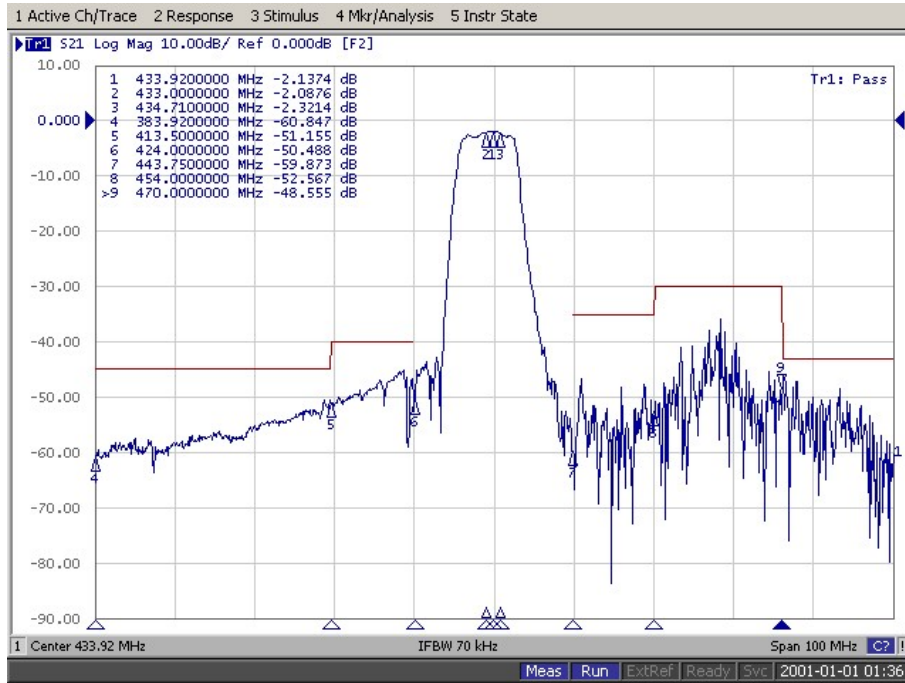
\* Ink or Laser Marking available


	<b>ITF Co., Ltd.</b> 102-701, 22, Samjak-ro, Ojeong-gu, Bucheon-si, Gyeonggi-do, Korea, 14501	Part No.	F4339	
		Rev. Date	2021-01-12	
		Rev.	NCVG02-AS04	3/7

# SAW Bandpass Filter F4339



## Typical Performance ( at +25°C )

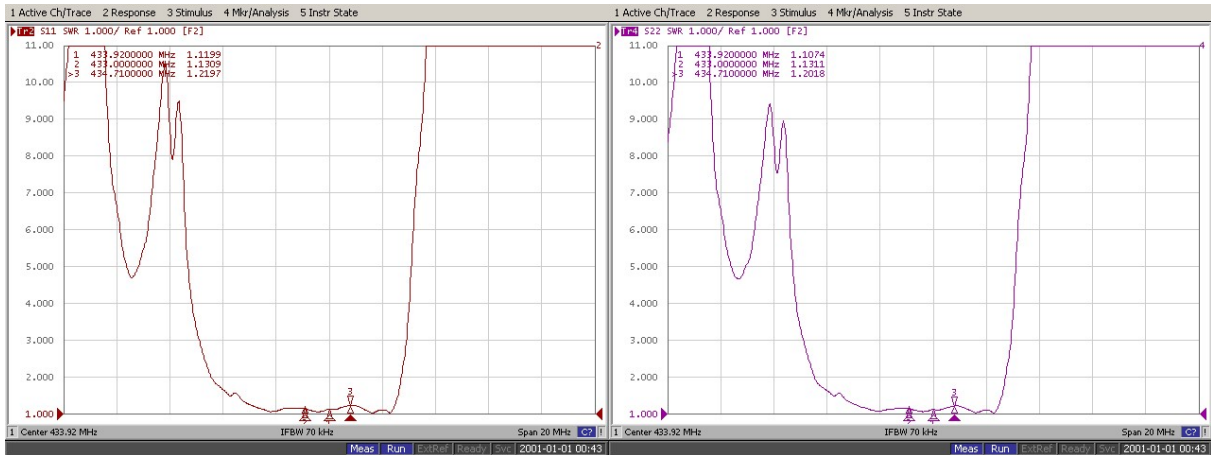


	<b>ITF Co., Ltd.</b> 102-701, 22, Samjak-ro, Ojeong-gu, Bucheon-si, Gyeonggi-do, Korea, 14501	Part No.	F4339	
		Rev. Date	2021-01-12	
		Rev.	NCVG02-AS04	4/7

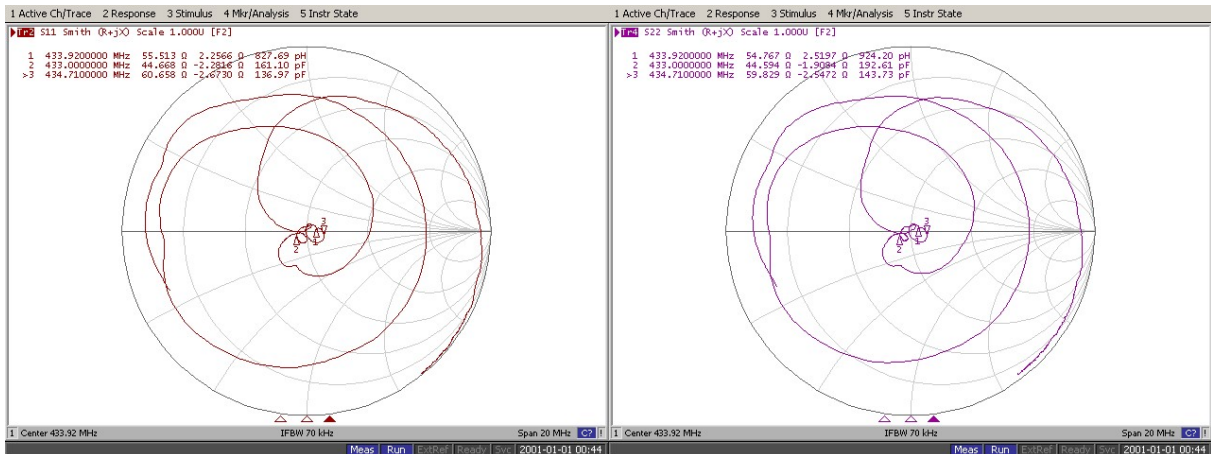
# SAW Bandpass Filter F4339




## Input / Output VSWR Charts



## Input / Output Smith Charts



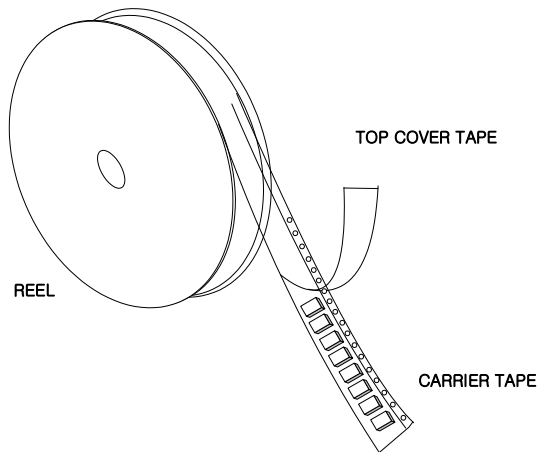
	<b>ITF Co., Ltd.</b> 102-701, 22, Samjak-ro, Ojeong-gu, Bucheon-si, Gyeonggi-do, Korea, 14501	Part No.	F4339	
		Rev. Date	2021-01-12	
		Rev.	NCVG02-AS04	5/7

# SAW Bandpass Filter F4339



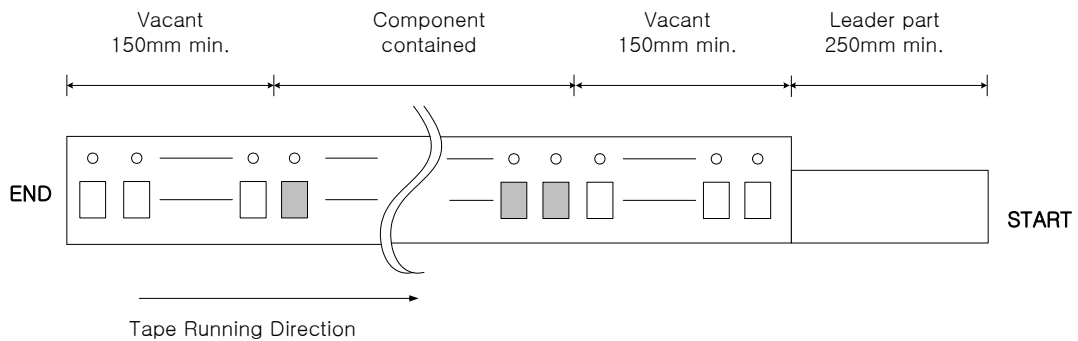
## Packing Specification

1. Reeling Quantity : 3000 pcs / 13" reel ( or 1000 pcs / 7" reel )
2. Taping Structure : The tape shall be wound around the reel in the direction shown below.



## Tape Specification

1. Leader part and vacant position specification

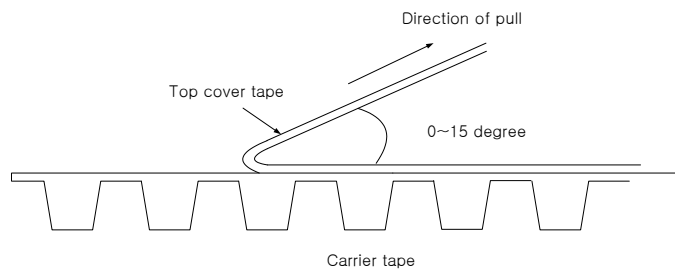


2. Tensile strength of carrier tape

4.4N/mm width

3. Top cover tape adhesion

- 1) pull off angle : 0~15°
- 2) speed : 300mm/min
- 3) force : 20~70g

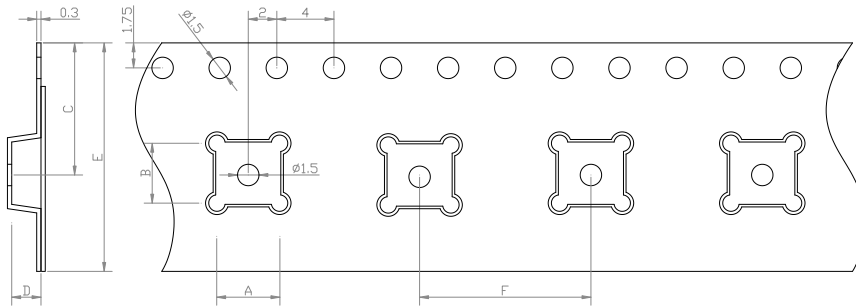


	<b>ITF Co., Ltd.</b> 102-701, 22, Samjak-ro, Ojeong-gu, Bucheon-si, Gyeonggi-do, Korea, 14501	Part No.	F4339	
		Rev. Date	2021-01-12	
		Rev.	NCVG02-AS04	6/7

# SAW Bandpass Filter F4339

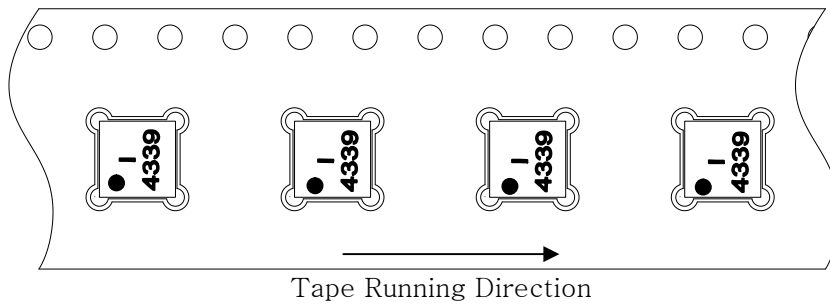


## Carrier Tape Dimensions [unit : mm]

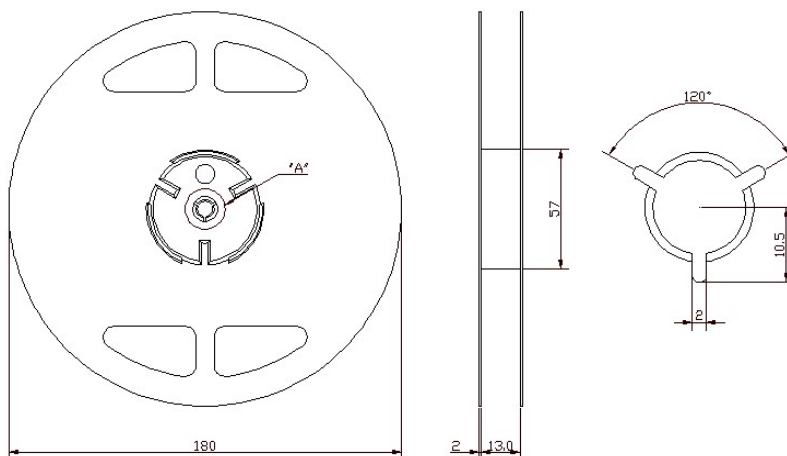


A	3.40 ± 0.1
B	3.40 ± 0.1
C	7.25 ± 0.1
D	1.70 ± 0.1
E	12.00 ± 0.1
F	8.00 ± 0.1

## Part Direction



## Reel Dimensions [unit : mm]



	<b>ITF Co., Ltd.</b> 102-701, 22, Samjak-ro, Ojeong-gu, Bucheon-si, Gyeonggi-do, Korea, 14501	Part No.	F4339	
		Rev. Date	2021-01-12	
		Rev.	NCVG02-AS04	7/7