

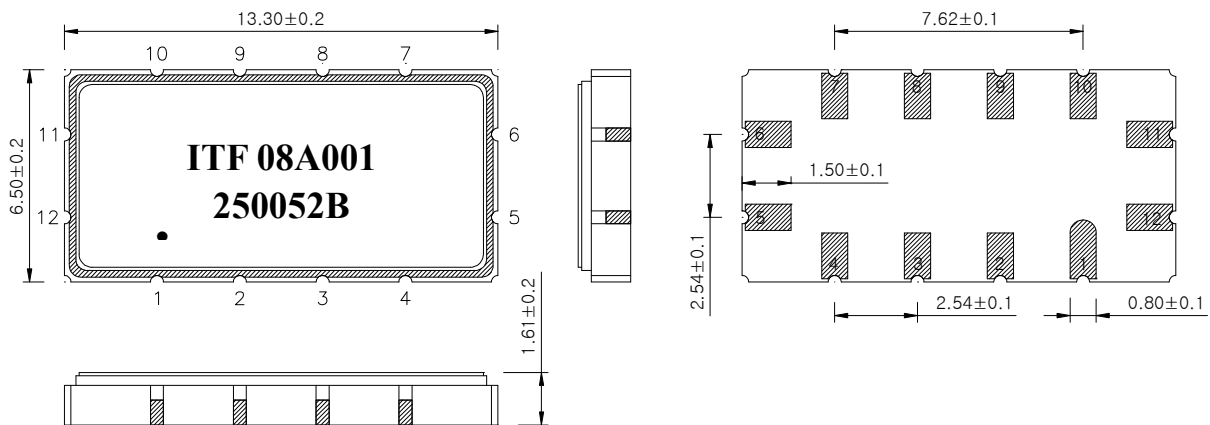
Bandpass Filter 250052B



1. Features

- IF bandpass filter
- Single-ended operation
- Ceramic Surface Mount Device(SMD) Package
- Maximum Storage Temperature Range : -40℃ ~ 85℃
- Electrostatics Sensitive Device (ESD)

2. Package Dimension



Package : S1365

Dimensions shown are nominal in millimeters

Body : Al₂O₃

Lid : Kovar, Ni Plated

Termination : Au plating 0.3 ~ 1.0um, over a 1.27 ~ 8.89um Ni Plating

Pin Configuration	
11	Input
5	Output
6, 12	Ground
Other	Case ground

	ITF Co., Ltd. 102-901, Bucheon Technopark 364, Samjeong-Dong, Ojeong-Gu, Bucheon-City, Gyeonggi-Do, Korea 421-809	Part No.	250052B	
		Rev. Date	2008-06-10	
		Rev.	NW8002-CS01	1/5

Bandpass Filter 250052B



3. Specifications

Fo = 180.0 MHz


Terminating source impedance : 50Ω and matching network

Terminating load impedance : 50Ω and matching network

Room temperature range : +25°C		Minimum	Typical	Maximum
Center Frequency (Fc)	MHz	-	180.0	-
Insertion Loss	dB	-	12.3	15.0
1dB Bandwidth	MHz	0.2	0.35	-
3dB Bandwidth	MHz	-	0.51	-
30dB Bandwidth	MHz	-	1.19	1.25
Amplitude Ripple (Fo +/- 0.1 MHz)	dB	-	0.2	0.8
Group Delay Variation (Fo +/-0.1 MHz)	nsec	-	300	500
Absolute Delay	usec	-	1.6	-
Temperature Coefficient of Frequency (TCF)	ppm/°C ²	-	-0.03	-

Notes :

- 1) All specifications are based on the matching schematic shown below
- 2) All specifications are measured by Agilent Network analyzer and full 2 port calibration
- 3) All attenuation measurements are measured relative to insertion loss

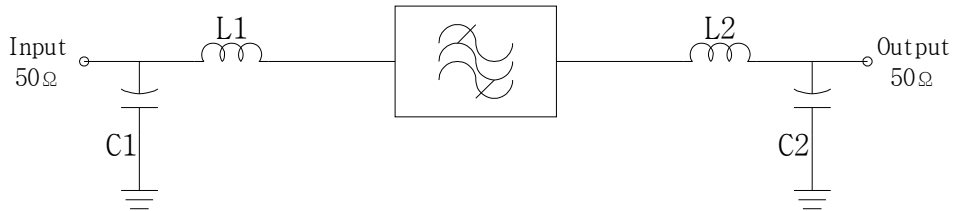
	ITF Co., Ltd. 102-901, Bucheon Technopark 364, Samjeong-Dong, Ojeong-Gu, Bucheon-City, Gyeonggi-Do, Korea 421-809	Part No.	250052B	
		Rev. Date	2008-06-10	
		Rev.	NW8002-CS01	2/5

Bandpass Filter 250052B



4. Matching Schematic

(Actual matching values may vary due to PCB layout and parasitics)



L1 = 18 nH , L2 = 18 nH

C1 = 30 pF , C2 = 36 pF


5. Marking Configuration

ITF¹⁾08A001²⁾

250052B³⁾



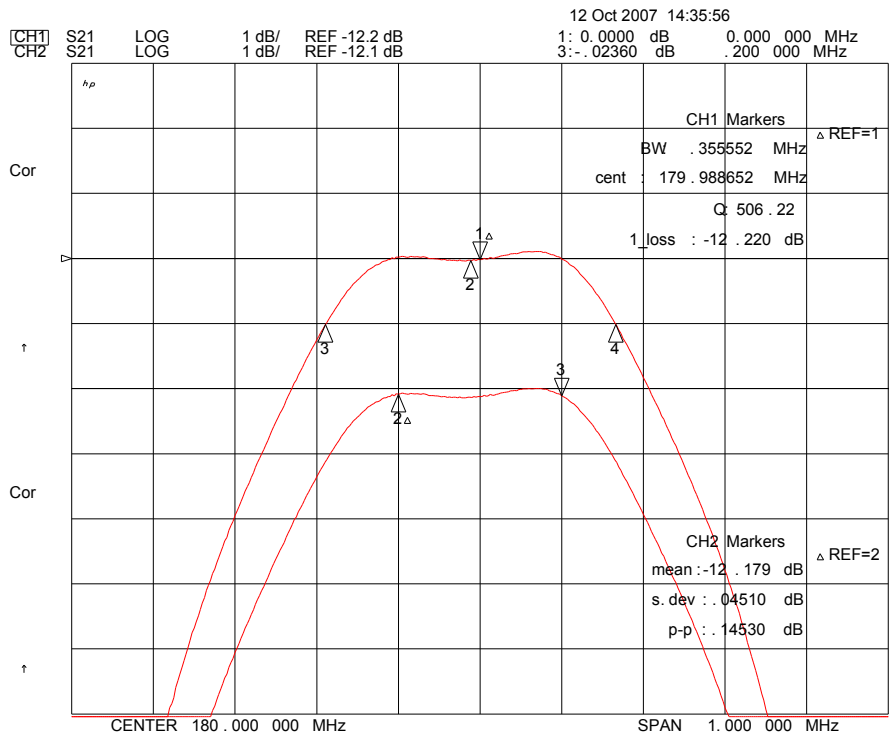
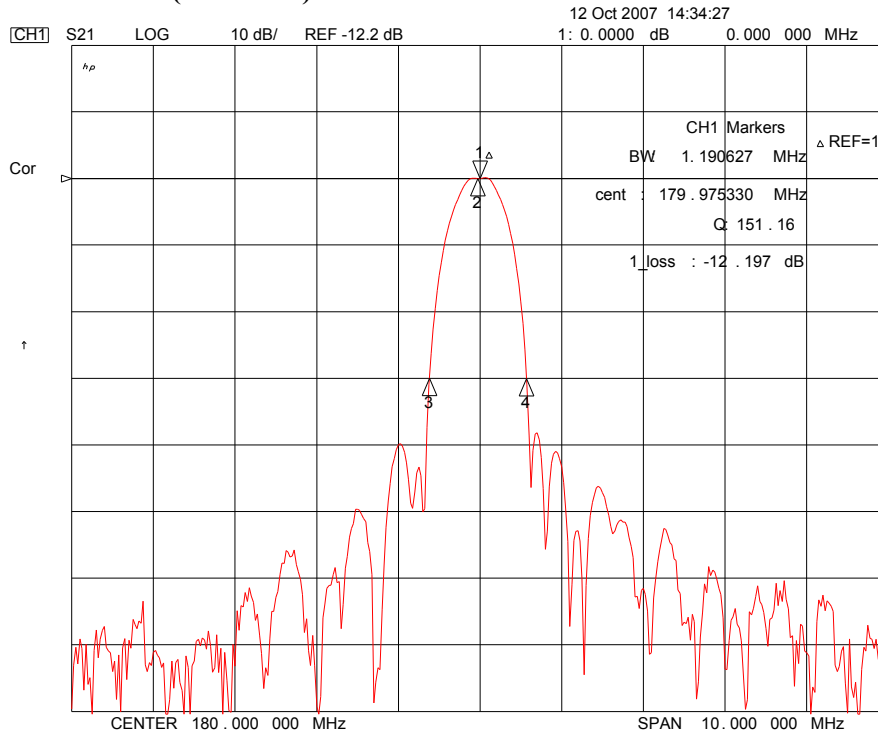
- 1) Manufacturer name
- 2) Lot Number
- 3) Part Number
- 4) Pad Number 1 Index

	ITF Co., Ltd. 102-901, Bucheon Technopark 364, Samjeong-Dong, Ojeong-Gu, Bucheon-City, Gyeonggi-Do, Korea 421-809	Part No.	250052B	
		Rev. Date	2008-06-10	
		Rev.	NW8002-CS01	3/5

Bandpass Filter 250052B

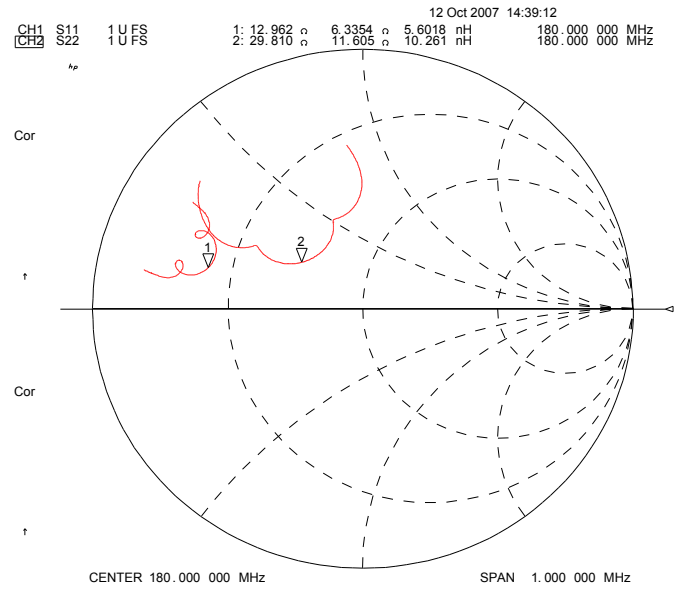
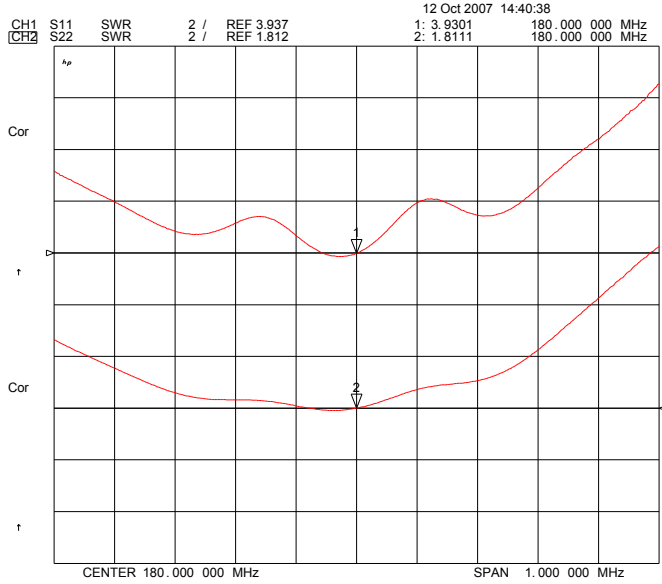
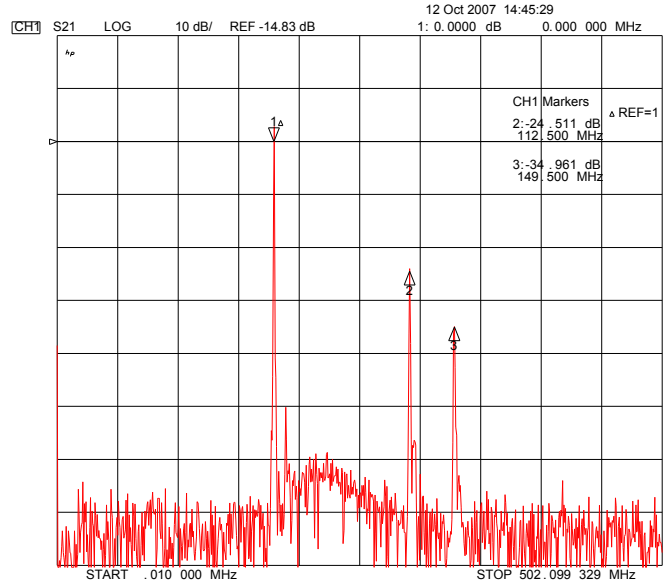
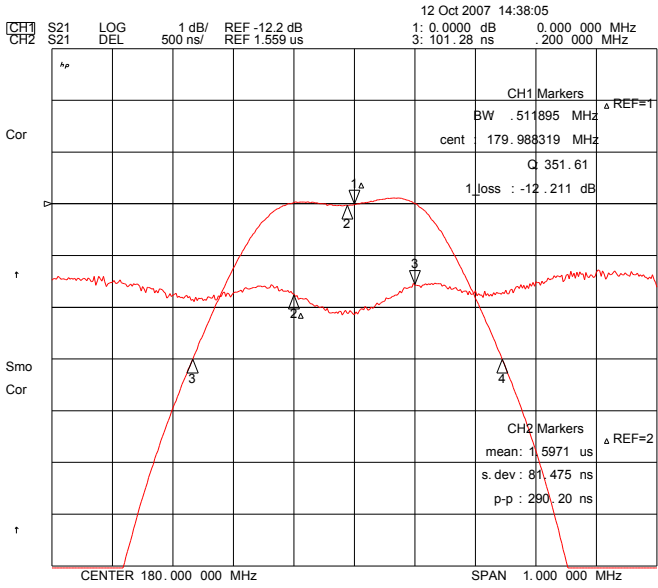


6. Typical Performance (at +25°C)



	ITF Co., Ltd. 102-901, Bucheon Technopark 364, Samjeong-Dong, Ojeong-Gu, Bucheon-City, Gyeonggi-Do, Korea 421-809	Part No.	250052B	
		Rev. Date	2008-06-10	
		Rev.	NW8002-CS01	4/5

Bandpass Filter 250052B



ITF Co., Ltd.
 102-901, Bucheon Technopark 364,
 Samjeong-Dong, Ojeong-Gu, Bucheon-City,
 Gyeonggi-Do, Korea 421-809

Part No.	250052B	
Rev. Date	2008-06-10	
Rev.	NW8002-CS01	5/5