

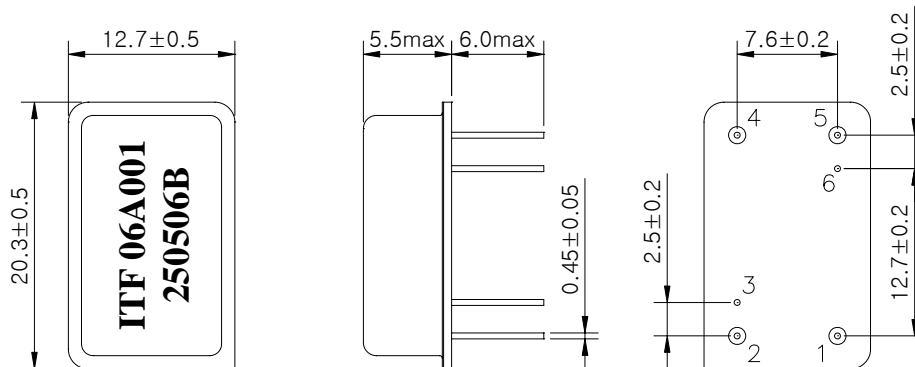
SAW Bandpass Filter 250506B



1. Features

- IF bandpass filter
- High attenuation
- Single-ended operation
- DIP Package
- Maximum Storage Temperature Range : -40°C ~ 85°C
- Electrostatics Sensitive Device (ESD)


2. Package Dimension



Package : D2012

Dimensions shown are nominal in millimeters
 Base : Fe(SPCC), Au plating over Ni plated
 Cap : Cu & Cr Alloy, Ni Plated
 Termination : Kovar, Au Plated

Pin Configuration	
1	Input
5	Output
2, 4	Ground
Other	Case ground

	ITF Co., Ltd. 102-901, Bucheon Technopark 364, Samjeong-Dong, Ojeong-Gu, Bucheon-City, Gyeonggi-Do, Korea 421-809	Part No.	250506B	
		Rev. Date	2006-05-08	
		Rev.	NW6001-CS01	1/5

SAW Bandpass Filter 250506B



3. Specifications

Fo = 140 MHz


Terminating source impedance : 50Ω and matching network

Terminating load impedance : 50Ω and matching network

Operating temperature range : -10°C ~ +60°C		Minimum	Typical	Maximum
Center Frequency	MHz	-	140	-
Insertion Loss	dB	-	23.0	25.0
1dB Bandwidth	MHz	5.0	5.25	-
3dB Bandwidth	MHz	-	5.75	-
40dB Bandwidth	MHz	-	8.15	8.5
Amplitude Ripple (Fo +/- 2.5 MHz)	dB		0.7	1.0
Group Delay Variation (Fo +/- 2.5 MHz)	nsec	-	40	100
Absolute Delay	usec	-	1.36	-
Ultimate Rejection	dB	45	55	-
Temperature Coefficient of Frequency	ppm/°C ²	-	-0.03	-

Notes :

- 1) All specifications are based on the matching schematic shown below
- 2) All specifications are measured by Agilent Network analyzer and full 2 port calibration
- 3) Electrical margin has been built into the design to account for the variations due to temperature drift and manufacturing tolerances
- 4) All attenuation measurements are measured relative to insertion loss

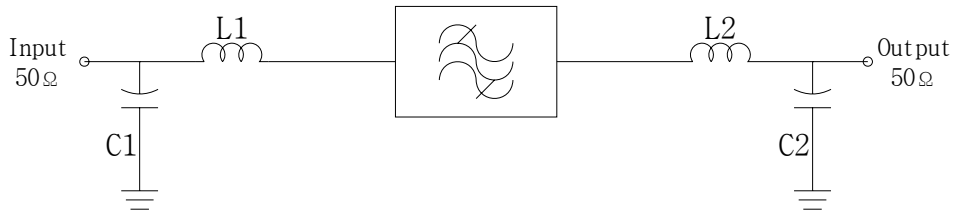
 Integrated Technology Future	ITF Co., Ltd. 102-901, Bucheon Technopark 364, Samjeong-Dong, Ojeong-Gu, Bucheon-City, Gyeonggi-Do, Korea 421-809	Part No.	250506B	
		Rev. Date	2006-05-08	
		Rev.	NW6001-CS01	2/5

SAW Bandpass Filter 250506B



4. Matching Schematic

(Actual matching values may vary due to PCB layout and parasitics)



$$L1 = L2 = 150 \text{ nH}$$

$$C1 = 30 \text{ pF}, \quad C2 = 33 \text{ pF}$$

5. Marking Configuration


ITF¹⁾06A001²⁾

250506B³⁾

1) Manufacturer name

2) Lot Number

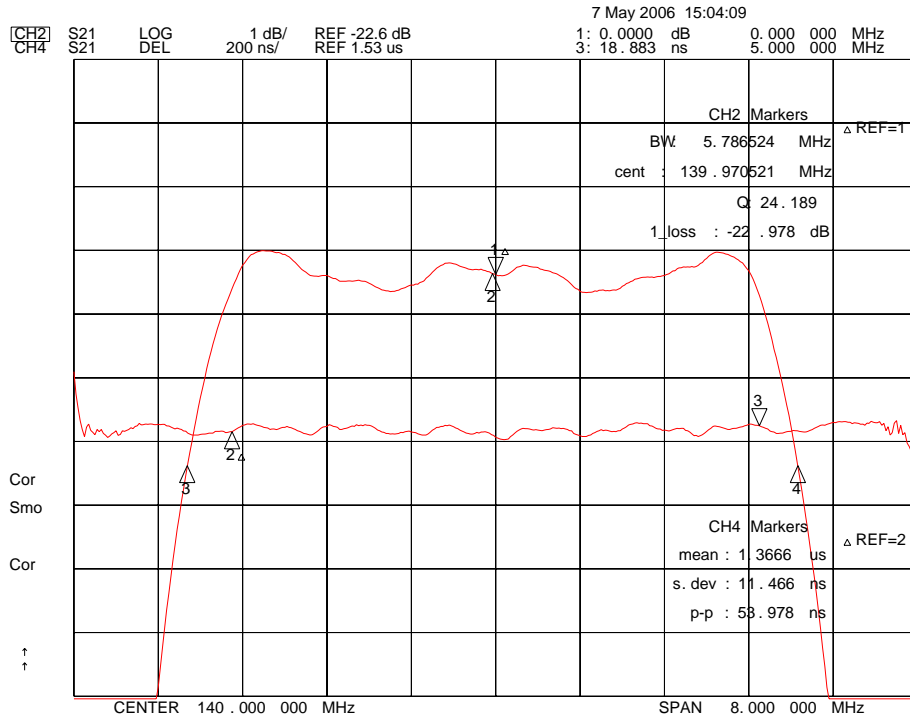
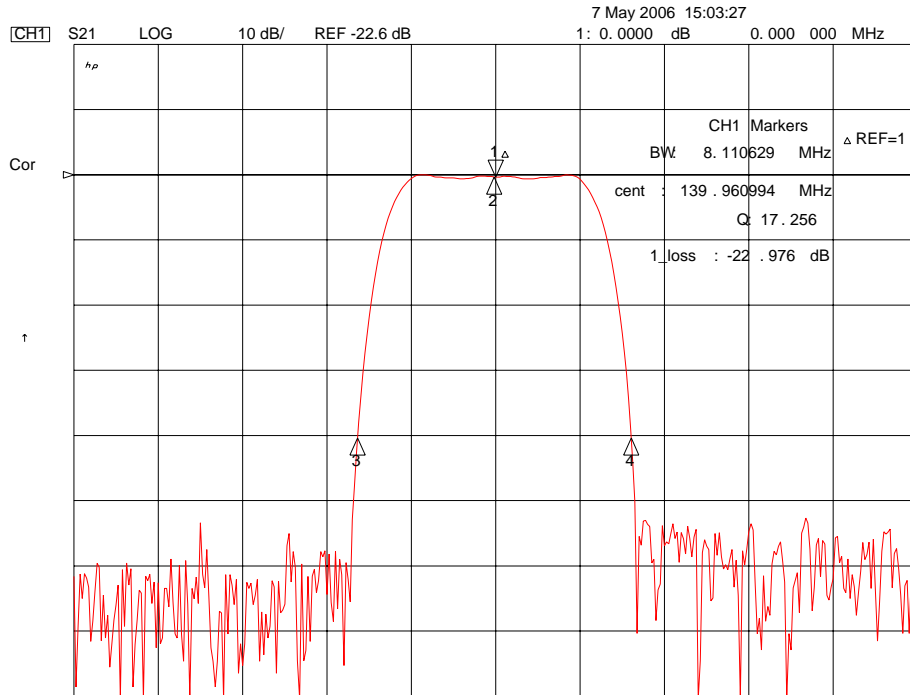
3) Part Number

	ITF Co., Ltd. 102-901, Bucheon Technopark 364, Samjeong-Dong, Ojeong-Gu, Bucheon-City, Gyeonggi-Do, Korea 421-809	Part No.	250506B	
		Rev. Date	2006-05-08	
		Rev.	NW6001-CS01	3/5

SAW Bandpass Filter 250506B



6. Typical Performance (at +25°C)



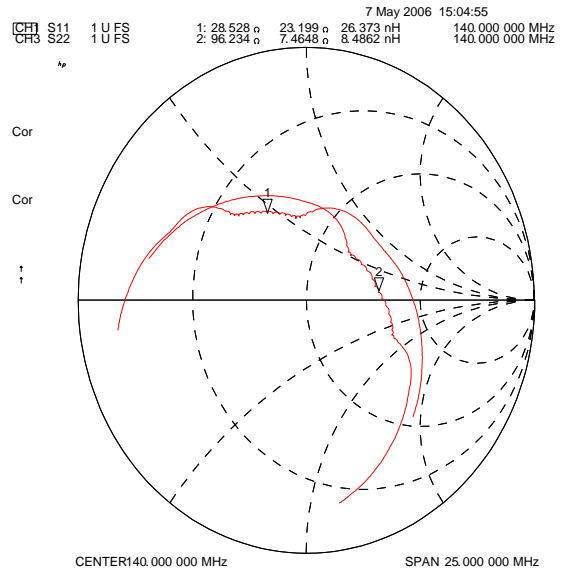
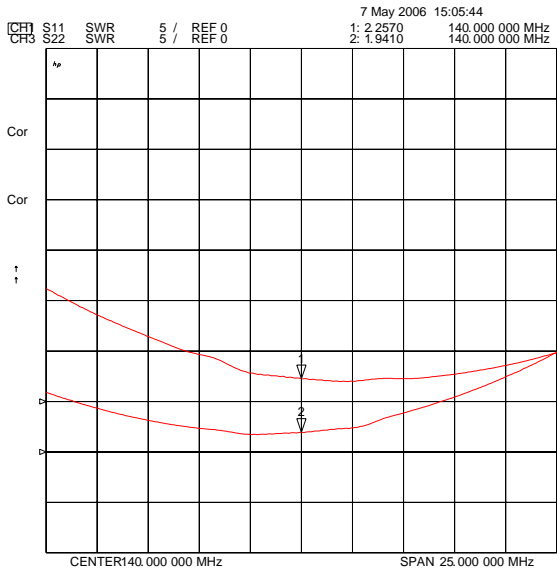
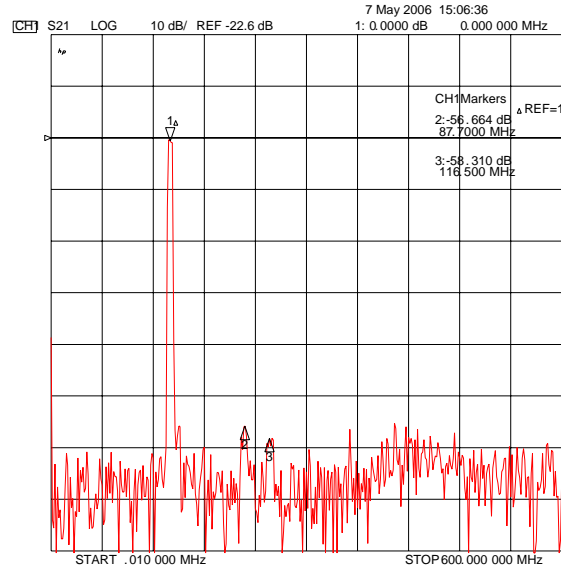
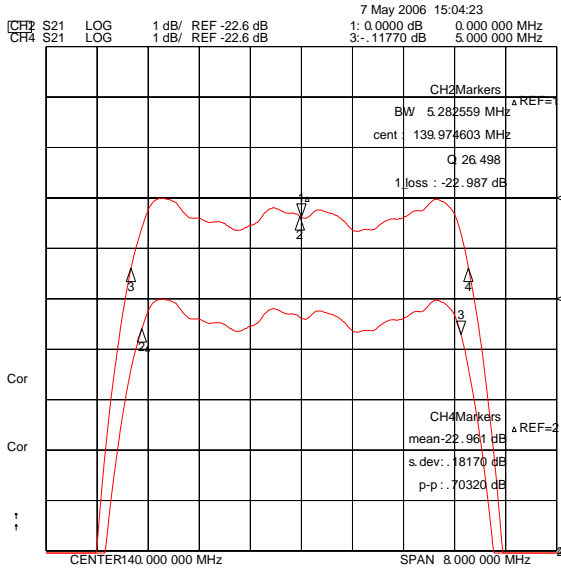
ITF Co., Ltd.
 102-901, Bucheon Technopark 364,
 Samjeong-Dong, Ojeong-Gu, Bucheon-City,
 Gyeonggi-Do, Korea 421-809

Part No. 250506B

Rev. Date 2006-05-08

Rev. NW6001-CS01 4/5

SAW Bandpass Filter 250506B



ITF Co., Ltd.
 102-901, Bucheon Technopark 364,
 Samjeong-Dong, Ojeong-Gu, Bucheon-City,
 Gyeonggi-Do, Korea 421-809

Part No.	250506B	
Rev. Date	2006-05-08	
Rev.	NW6001-CS01	5/5