

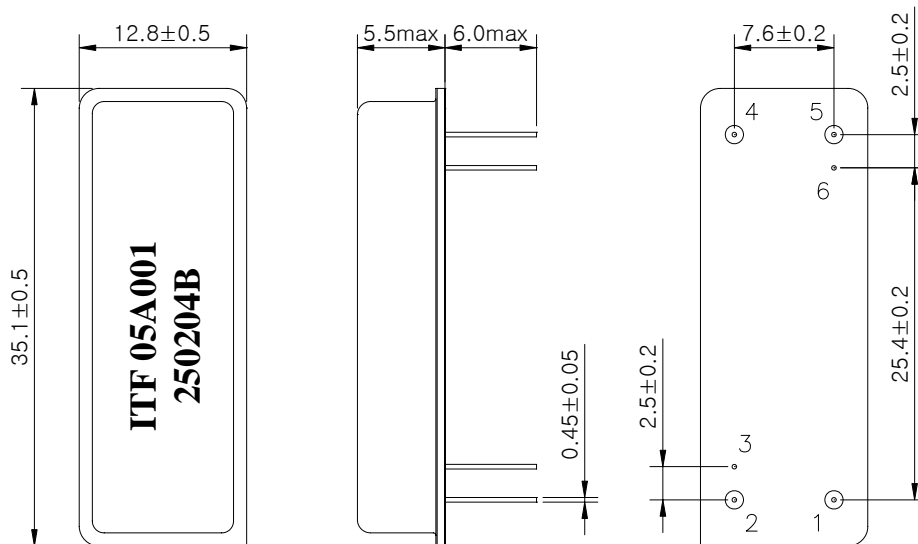
SAW Bandpass Filter 250204B



1. Features

- IF bandpass filter
- High attenuation
- Single-ended operation
- DIP Package
- Maximum Storage Temperature Range : -40°C ~ 85°C
- Electrostatics Sensitive Device (ESD)

2. Package Dimension



Package : D3512

Dimensions shown are nominal in millimeters

Base : Fe(SPCC), Au plating over Ni plated

Cap : Cu & Cr Alloy, Ni Plated

Termination : Kovar, Au Plated

Pin Configuration	
1	Input
4	Output
2, 5	Ground
Other	Case ground

	ITF Co., Ltd. 102-901, Bucheon Technopark 364, Samjeong-Dong, Ojeong-Gu, Bucheon-City, Gyeonggi-Do, Korea 421-809	Part No.	250204B	
		Rev. Date	2005-10-10	
		Rev.	NW5013-CS01	1/5

SAW Bandpass Filter 250204B



3. Specifications

Fo = 160 MHz


Terminating source impedance : 50Ω and matching network

Terminating load impedance : 50Ω and matching network

Operating temperature range : -10°C ~ +60°C		Minimum	Typical	Maximum
Center Frequency	MHz	139.9	140.0	140.1
Insertion Loss	dB	-	21.5	25
1dB Bandwidth	MHz	-	1.97	-
3dB Bandwidth	MHz	2.1	2.2	-
40dB Bandwidth	MHz	-	3.2	3.3
Amplitude Ripple (Fo +/- 0.8 MHz)	dB	-	0.5	1.0
Group Delay Variation (Fo +/- 0.8 MHz)	nsec	-	100	-
Absolute Delay	usec	-	3.0	-
Ultimate Rejection	dB	50	55	-
Temperature Coefficient of Frequency	ppm/°C ²	-	-0.03	-

Notes :

- 1) All specifications are based on the matching schematic shown below
- 2) All specifications are measured by Agilent Network analyzer and full 2 port calibration
- 3) Electrical margin has been built into the design to account for the variations due to temperature drift and manufacturing tolerances
- 4) All attenuation measurements are measured relative to insertion loss

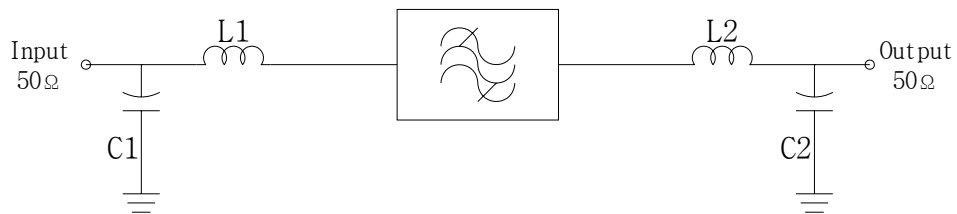
 Integrated Technology Future	ITF Co., Ltd. 102-901, Bucheon Technopark 364, Samjeong-Dong, Ojeong-Gu, Bucheon-City, Gyeonggi-Do, Korea 421-809	Part No.	250204B	
		Rev. Date	2005-10-10	
		Rev.	NW5013-CS01	2/5

SAW Bandpass Filter 250204B



4. Matching Schematic

(Actual matching values may vary due to PCB layout and parasitics)



L1 = 68 nH, L2 = 68 nH

C1 = 36 pF, C2 = 33 pF

5. Marking Configuration


ITF¹⁾05A001²⁾

250204B³⁾

1) Manufacturer name

2) Lot Number

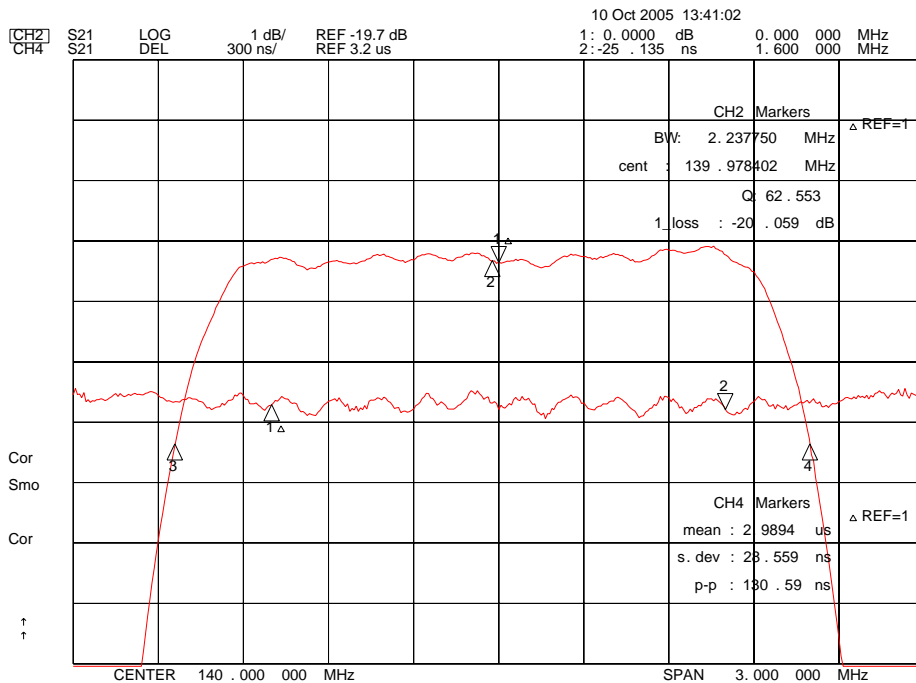
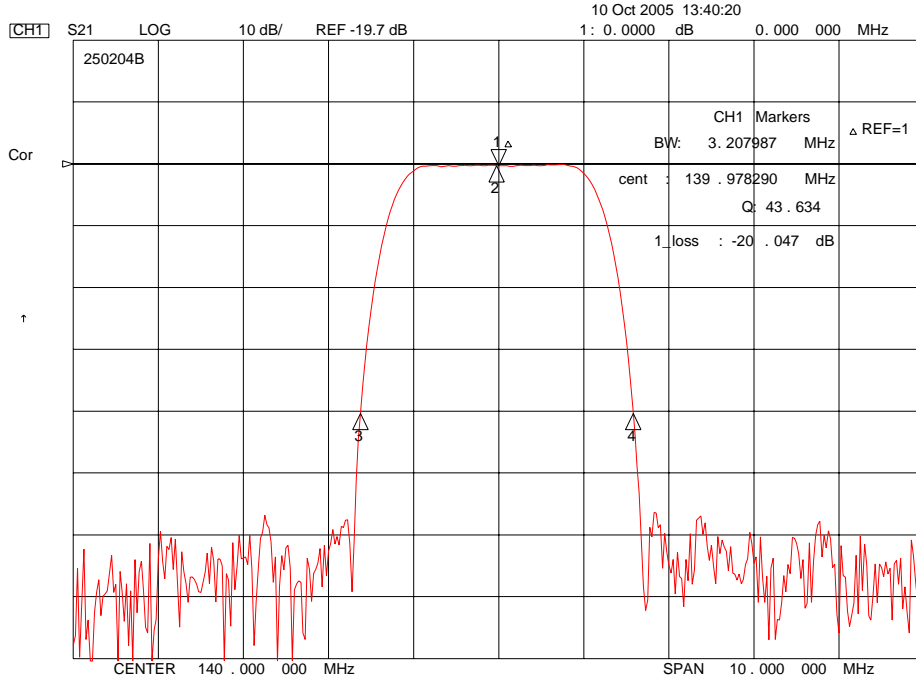
3) Part Number

 Integrated Technology Future	ITF Co., Ltd. 102-901, Bucheon Technopark 364, Samjeong-Dong, Ojeong-Gu, Bucheon-City, Gyeonggi-Do, Korea 421-809	Part No.	250204B	
		Rev. Date	2005-10-10	
		Rev.	NW5013-CS01	3/5

SAW Bandpass Filter 250204B



6. Typical Performance (at +25°C)



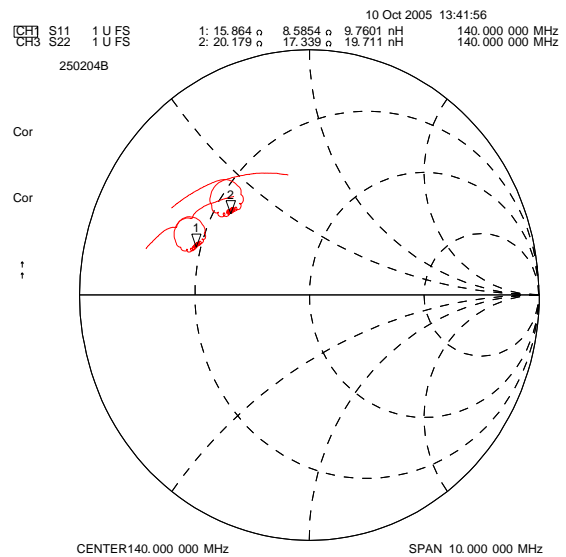
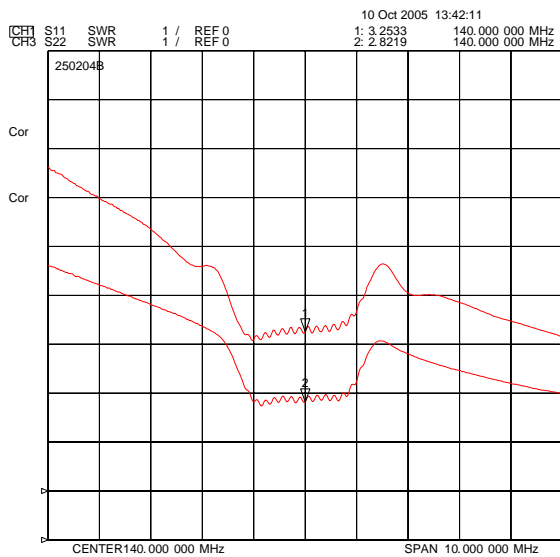
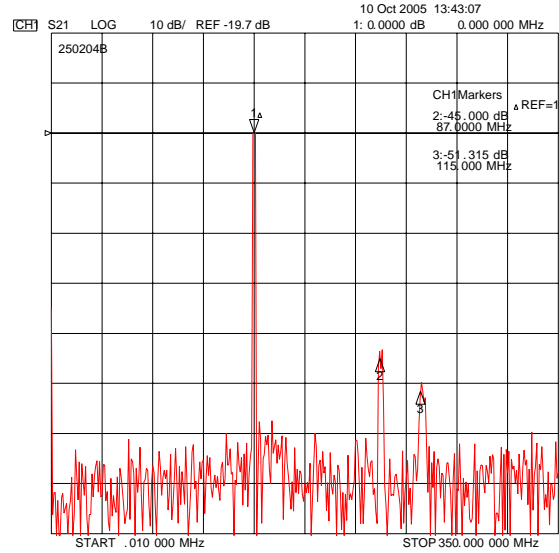
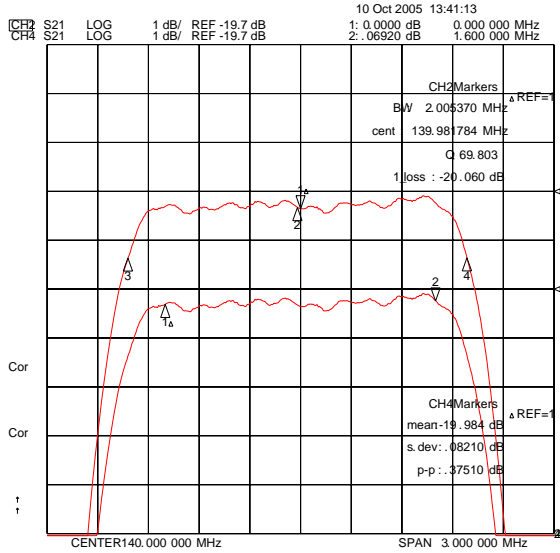
ITF Co., Ltd.
 102-901, Bucheon Technopark 364,
 Samjeong-Dong, Ojeong-Gu, Bucheon-City,
 Gyeonggi-Do, Korea 421-809

Part No. 250204B

Rev. Date 2005-10-10

Rev. NW5013-CS01 4/5

SAW Bandpass Filter 250204B



ITF Co., Ltd.
 102-901, Bucheon Technopark 364,
 Samjeong-Dong, Ojeong-Gu, Bucheon-City,
 Gyeonggi-Do, Korea 421-809

Part No.	250204B	
Rev. Date	2005-10-10	
Rev.	NW5013-CS01	5/5