

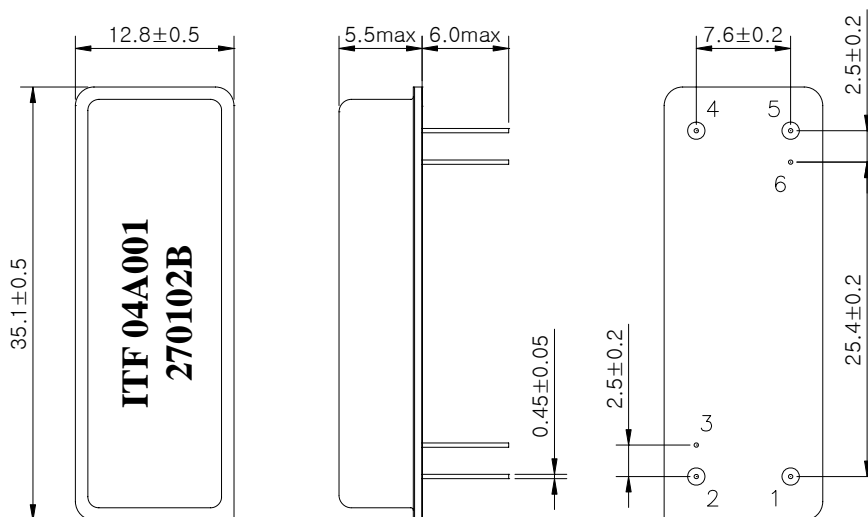
SAW Bandpass Filter 270102B



1. Features

- IF Bandpass Filter
- High Attenuation
- Single-Ended Operation
- DIP Package
- Maximum Storage Temperature Range : -40°C ~ 85°C
- Electrostatics Sensitive Device (ESD)


2. Package Dimension



Package : D3512

Dimensions shown are nominal in millimeters
 Base : Fe(SPCC), Au plating over Ni plated
 Cap : Cu & Cr Alloy, Ni Plated
 Termination : Kovar, Au Plated

Pin Configuration	
1	Input
4	Output
2, 5	Ground
3, 6	Case ground

	ITF Co., Ltd. 102-901, Bucheon Technopark 364, Samjeong-Dong, Ojeong-Gu, Bucheon-City, Gyeonggi-Do, Korea 421-809	Part No.	270102B	
		Rev. Date	2004-03-16	
		Rev.	NW3024-CS03	1/5

SAW Bandpass Filter 270102B



3. Specifications

Fo = 70.0 MHz


Terminating source impedance : 50Ω and matching network

Terminating load impedance : 50Ω and matching network

Operating temperature range : -10°C ~ +60°C		Minimum	Typical	Maximum
Center Frequency	MHz	69.96	70.0	70.04
Insertion Loss	dB	-	22.0	25.0
1dB Bandwidth	MHz	-	1.6	-
3dB Bandwidth	MHz	1.7	1.8	1.9
40dB Bandwidth	MHz	-	2.58	2.65
Amplitude Ripple (Fo +/- 0.7 MHz)	dB	-	0.5	1.0
Group Delay Variation (Fo +/- 0.7 MHz)	nsec	-	120	250
Absolute Delay	usec	-	3.35	3.5
Ultimate Rejection	dB	50	53	-
Temperature Coefficient of Frequency	ppm/°C ²	-	-0.03	-

Notes :

- 1) All specifications are based on the matching schematic shown below
- 2) All specifications are measured by Agilent Network analyzer and full 2 port calibration
- 3) Electrical margin has been built into the design to account for the variations due to temperature drift and manufacturing tolerances
- 4) All attenuation measurements are measured relative to insertion loss

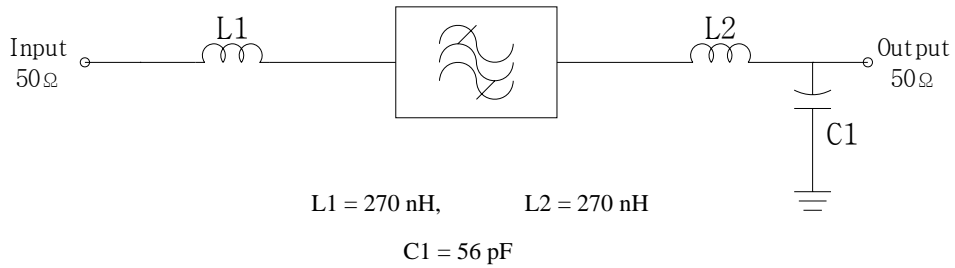
 Integrated Technology Future	ITF Co., Ltd. 102-901, Bucheon Technopark 364, Samjeong-Dong, Ojeong-Gu, Bucheon-City, Gyeonggi-Do, Korea 421-809	Part No.	270102B	
		Rev. Date	2004-03-16	
		Rev.	NW3024-CS03	2/5

SAW Bandpass Filter 270102B



4. Matching Schematic


(Actual matching values may vary due to PCB layout and parasitics)



5. Marking Configuration

ITF¹⁾04A001²⁾
270102B³⁾

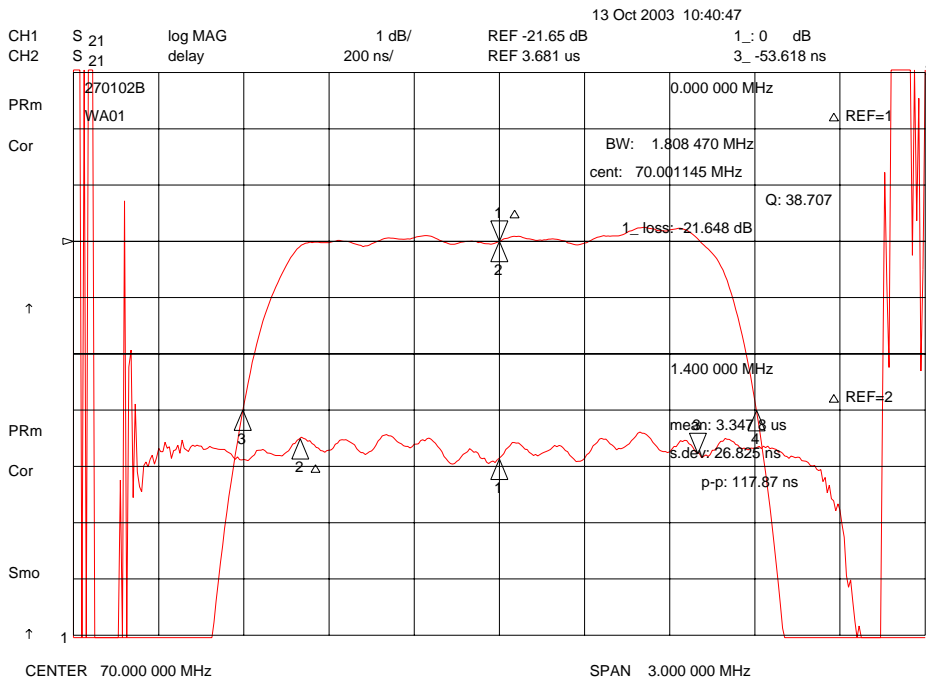
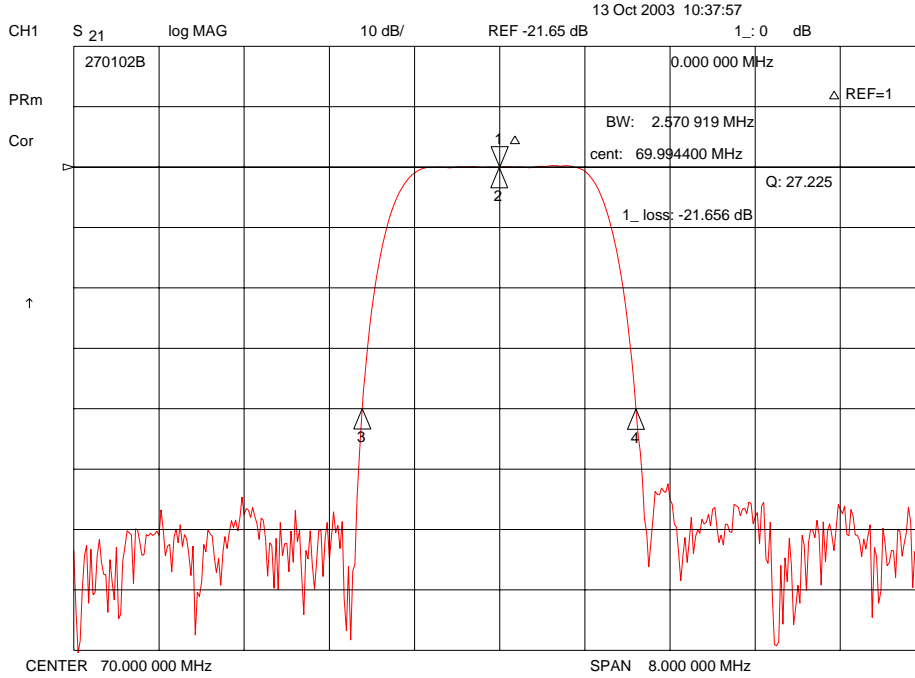
- 1) Manufacturer name
- 2) Lot Number
- 3) Part Number

 Integrated Technology Future	ITF Co., Ltd. 102-901, Bucheon Technopark 364, Samjeong-Dong, Ojeong-Gu, Bucheon-City, Gyeonggi-Do, Korea 421-809	Part No.	270102B	
		Rev. Date	2004-03-16	
		Rev.	NW3024-CS03	3/5

SAW Bandpass Filter 270102B

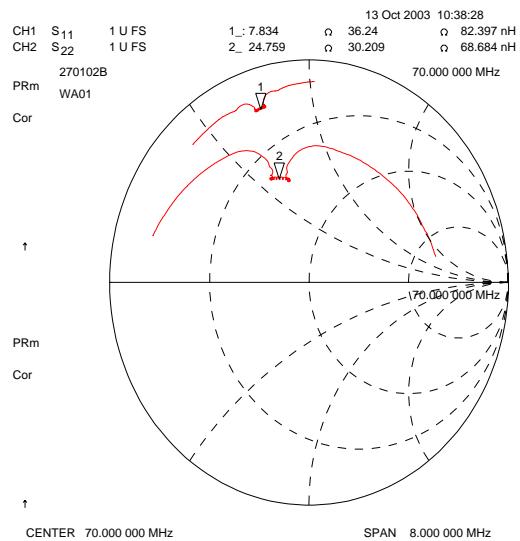
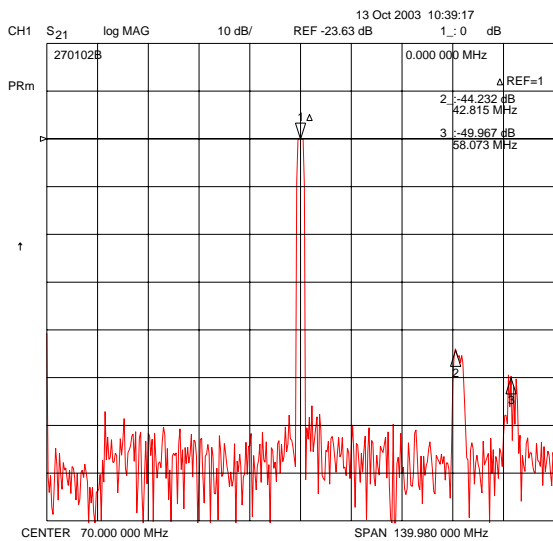
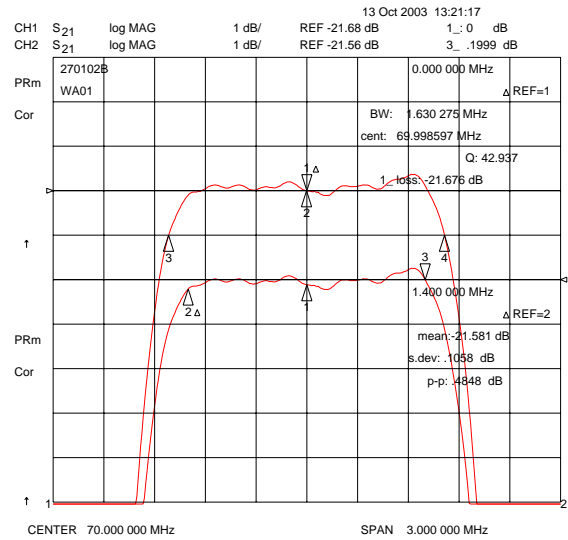
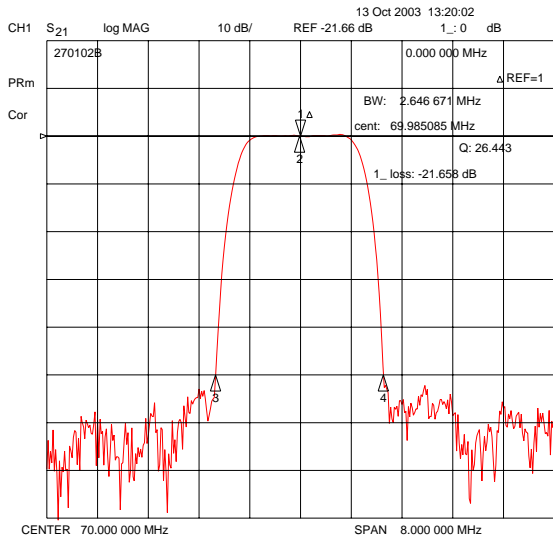


6. Typical Performance (at +25°C)



	ITF Co., Ltd. 102-901, Bucheon Technopark 364, Samjeong-Dong, Ojeong-Gu, Bucheon-City, Gyeonggi-Do, Korea 421-809	Part No.	270102B	
		Rev. Date	2004-03-16	
		Rev.	NW3024-CS03	4/5

SAW Bandpass Filter 270102B



ITF Co., Ltd.
102-901, Bucheon Technopark 364,
Samjeong-Dong, Ojeong-Gu, Bucheon-City,
Gyeonggi-Do, Korea 421-809

Part No.

270102B

Rev. Date

2004-03-16

Rev.

NW3024-CS03

5/5