

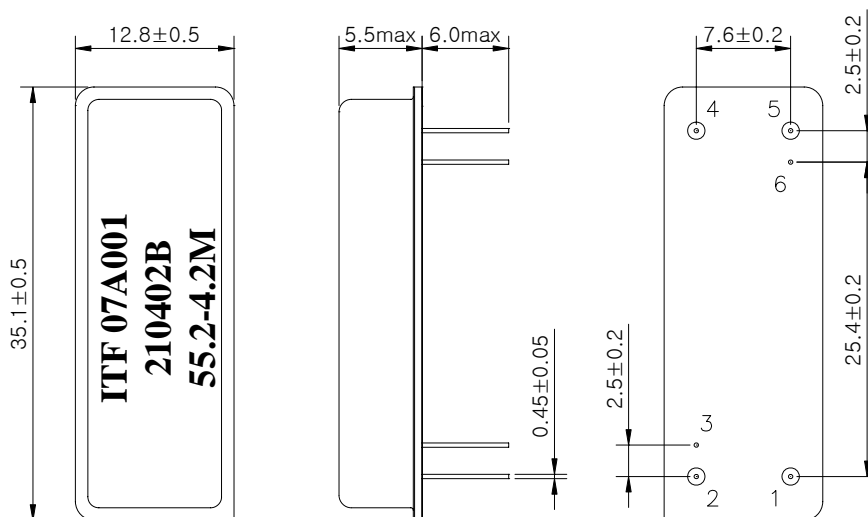
SAW Bandpass Filter 210402B



1. Features

- IF Bandpass Filter
- High Attenuation
- Single-Ended Operation
- DIP Package
- Maximum Storage Temperature Range : -40°C ~ 85°C
- Electrostatics Sensitive Device (ESD)

2. Package Dimension



Package : D3512

Dimensions shown are nominal in millimeters

Base : Fe(SPCC), Au plating over Ni plated

Cap : Cu & Cr Alloy, Ni Plated

Termination : Kovar, Au Plated

Pin Configuration	
1	Input
5	Output
2, 4	Ground
3, 6	Case ground

	ITF Co., Ltd. 102-901, Bucheon Technopark 364, Samjeong-Dong, Ojeong-Gu, Bucheon-City, Gyeonggi-Do, Korea 421-809	Part No.	210402B	
		Rev. Date	2007-04-13	
		Rev.	NM7018-CS01	1/5

SAW Bandpass Filter 210402B



3. Specifications

Fo = 55.2 MHz

Terminating source impedance : 50Ω and matching network

Terminating load impedance : 50Ω and matching network

		Minimum	Typical	Maximum
Center Frequency	MHz	-	55.2	-
Insertion Loss	dB	-	23.5	25.0
1dB Bandwidth	MHz	4.1	4.21	-
3dB Bandwidth	MHz	-	4.46	-
40dB Bandwidth	MHz	-	5.6	5.7
Amplitude Ripple (fo±1.92 MHz)	dB	-	0.4	1.0
Group Delay Variation (fo±1.92 MHz)	nsec	-	90	120
Absolute Delay	usec	-	3.71	-
Ultimate Rejection	dB	50	55	-
Temperature Coefficient of Frequency	ppm/°C	-	-18	-

Notes :

- 1) All specifications are based on the matching schematic shown below
- 2) All specifications are measured by Agilent Network analyzer and full 2 port calibration at room temperature
- 3) All attenuation measurements are measured relative to insertion loss

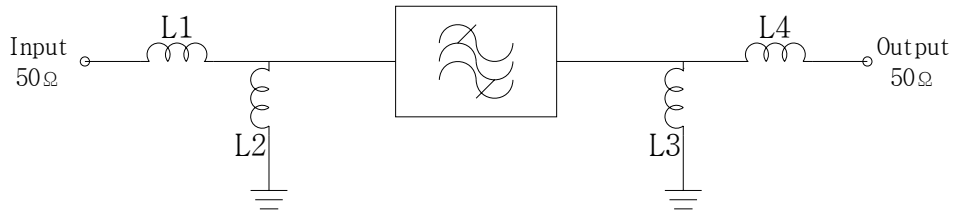
	ITF Co., Ltd. 102-901, Bucheon Technopark 364, Samjeong-Dong, Ojeong-Gu, Bucheon-City, Gyeonggi-Do, Korea 421-809	Part No.	210402B	
		Rev. Date	2007-04-13	
		Rev.	NM7018-CS01	2/5

SAW Bandpass Filter 210402B



4. Matching Schematic

(Actual matching values may vary due to PCB layout and parasitics)



L1=180H, L2=270nH, L3=220nH,L4=180nH


5. Marking Configuration

ITF¹⁾ 07A001²⁾

210402B³⁾

55.2⁴⁾ -4.2M⁵⁾

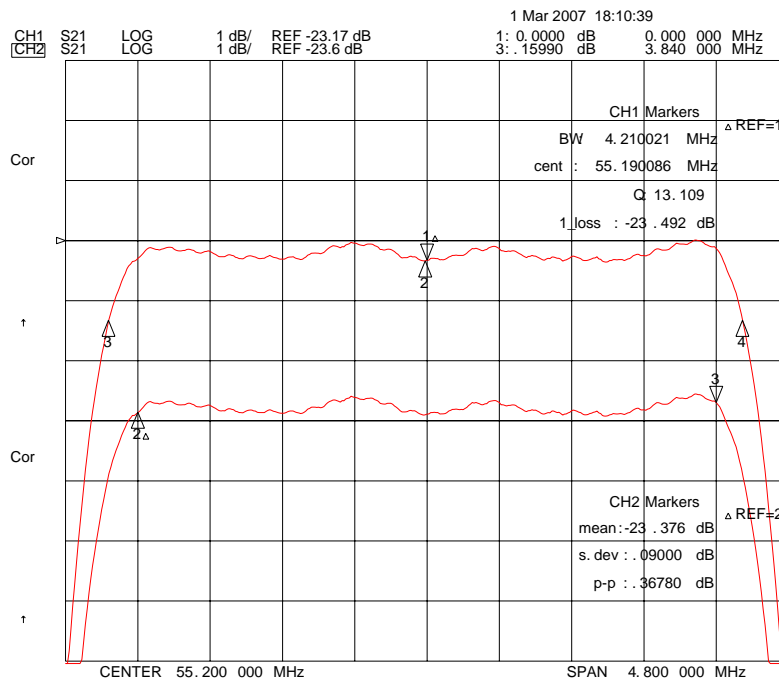
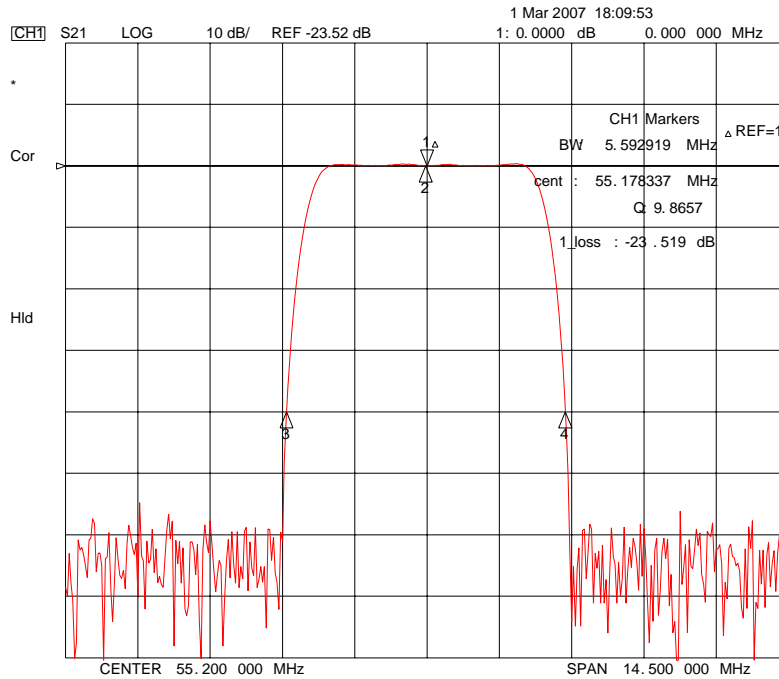
- 1) Manufacturer name
- 2) Lot Number
- 3) Part Number
- 4) Center Frequency
- 5) 1dB-Bandwidth

 Integrated Technology Future	ITF Co., Ltd. 102-901, Bucheon Technopark 364, Samjeong-Dong, Ojeong-Gu, Bucheon-City, Gyeonggi-Do, Korea 421-809	Part No.	210402B	
		Rev. Date	2007-04-13	
		Rev.	NM7018-CS01	3/5

SAW Bandpass Filter 210402B

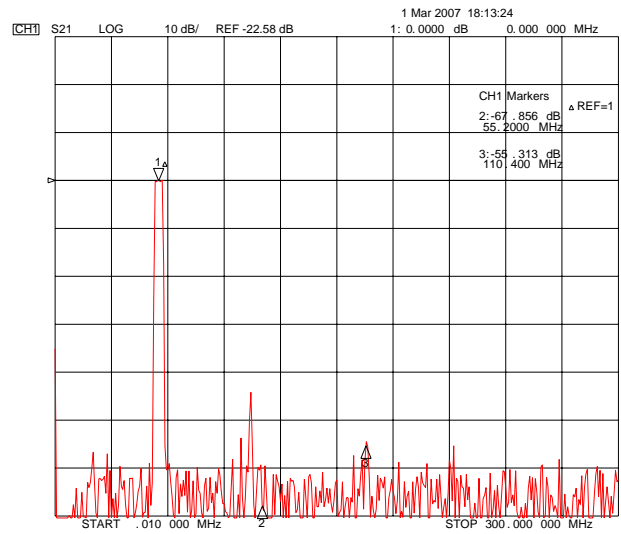
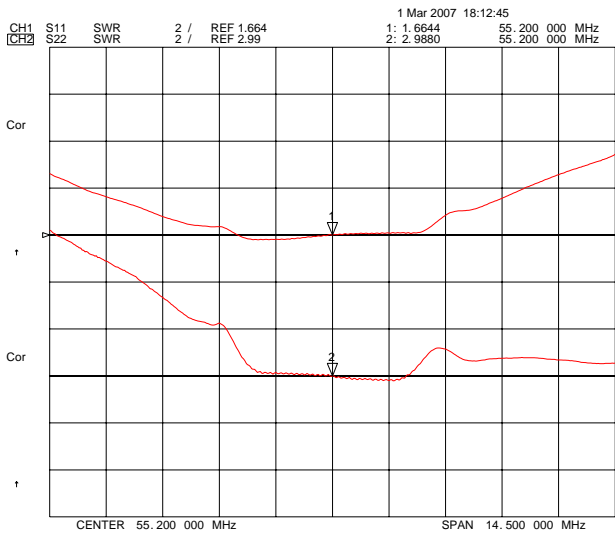
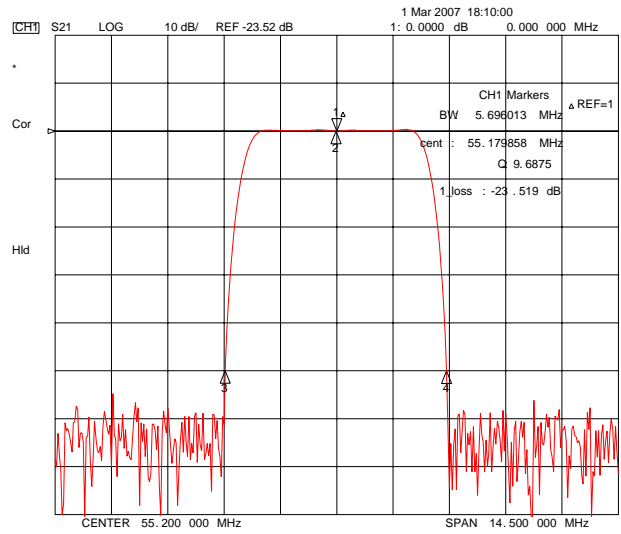
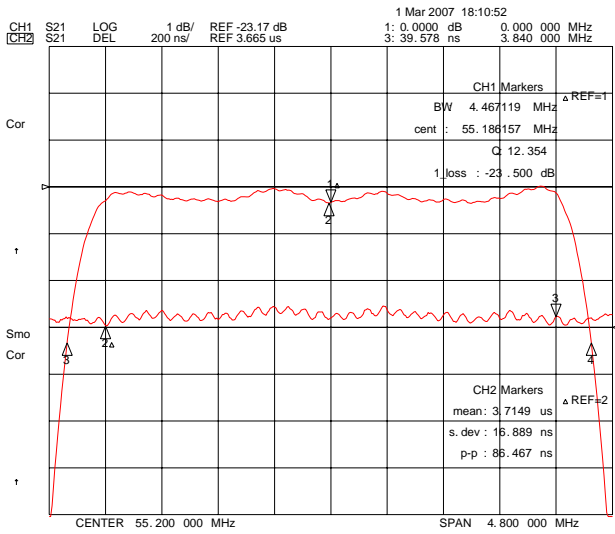


6. Typical Performance (at +25°C)



ITF Co., Ltd. 102-901, Bucheon Technopark 364, Samjeong-Dong, Ojeong-Gu, Bucheon-City, Gyeonggi-Do, Korea 421-809	Part No.	210402B	
	Rev. Date	2007-04-13	
	Rev.	NM7018-CS01	4/5

SAW Bandpass Filter 210402B



ITF Co., Ltd.
 102-901, Bucheon Technopark 364,
 Samjeong-Dong, Ojeong-Gu, Bucheon-City,
 Gyeonggi-Do, Korea 421-809

Part No.	210402B	
Rev. Date	2007-04-13	
Rev.	NM7018-CS01	5/5