

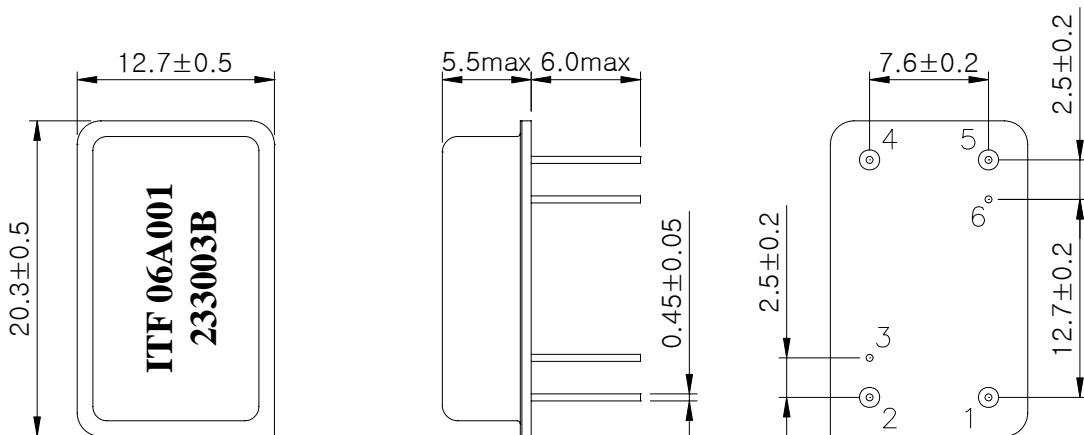
# SAW Bandpass Filter 233003B



## 1. Features

- IF bandpass filter
- High attenuation
- Single-ended operation
- DIP Package
- Maximum Storage Temperature Range : -40°C ~ 85°C
- Electrostatics Sensitive Device (ESD)

## 2. Package Dimension



### Package : D2012

Dimensions shown are nominal in millimeters

Base : Fe(SPCC), Au plating over Ni plated

Cap : Cu & Cr Alloy, Ni Plated

Termination : Kovar, Au Plated

Pin Configuration	
1	Input
5	Output
2, 4	Ground
3, 6	Case ground

	<b>ITF Co., Ltd.</b> 102-901, Bucheon Technopark 364, Samjeong-Dong, Ojeong-Gu, Bucheon-City, Gyeonggi-Do, Korea 421-809	Part No.	233003B	
		Rev. Date	2006-09-11	
		Rev.	NM6030-CS01	1/5

# SAW Bandpass Filter 233003B



## 3. Specifications

Fo = 75.0 MHz

Terminating source impedance : 50Ω and matching network

Terminating load impedance : 50Ω and matching network

Operating Temperature Range : -30℃ ~ +80℃		Minimum	Typical	Maximum
Center Frequency	MHz	-	75.0	-
Insertion Loss	dB	-	29.0	31.0
1dB Bandwidth	MHz	-	29.05	-
3dB Bandwidth	MHz	30.0	30.15	-
40dB Bandwidth	MHz	-	34.42	34.8
Amplitude Ripple (fo±13.5 MHz)	dB	-	0.5	1.0
Group Delay Variation (fo±13.5 MHz)	nsec	-	30	50
Absolute Delay	usec	-	0.94	1
Ultimate Rejection	dB	48	50	-
Temperature Coefficient of Frequency	ppm/°C	-	-80	-

Room temperature : + 25℃		Minimum	Typical	Maximum
Center Frequency	MHz	-	75.0	-
Insertion Loss	dB	-	29.0	31.0
Amplitude Ripple (Fo +/- 13.85 MHz)	dB	-	0.5	1.0
Group Delay Variation (Fo +/- 13.85 MHz)	nsec	-	30	50

### Notes :

- 1) All specifications are based on the matching schematic shown below
- 2) All specifications are measured by Agilent Network analyzer and full 2 port calibration at room temperature

	<b>ITF Co., Ltd.</b> 102-901, Bucheon Technopark 364, Samjeong-Dong, Ojeong-Gu, Bucheon-City, Gyeonggi-Do, Korea 421-809	Part No.	233003B	
		Rev. Date	2006-09-11	
		Rev.	NM6030-CS01	2/5

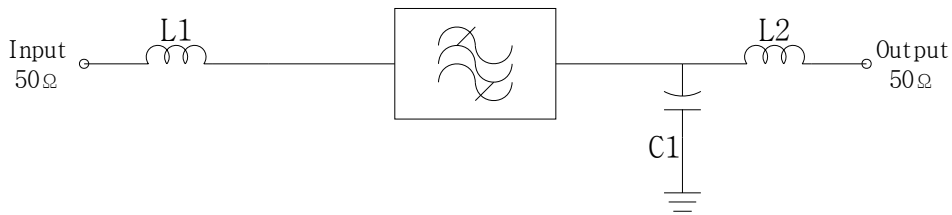
# SAW Bandpass Filter 233003B



3) All attenuation measurements are measured relative to insertion loss

## 4. Matching Schematic

( Actual matching values may vary due to PCB layout and parasitics )



L1 = 150nH, L2 = 150nH

C1 = 15pF

## 5. Marking Configuration

ITF<sup>1)</sup>06A001<sup>2)</sup>

233003

1) Manufacturer name

2) Lot Number

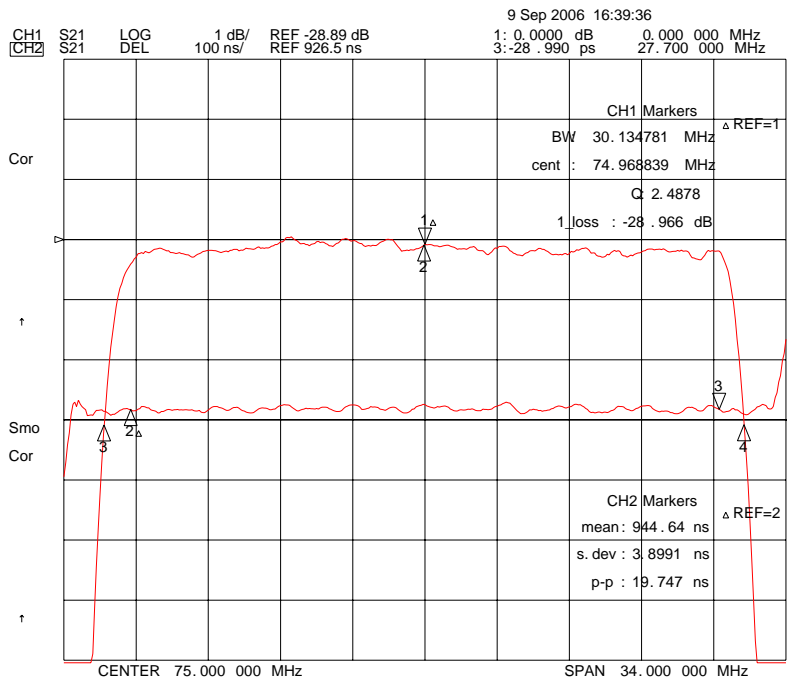
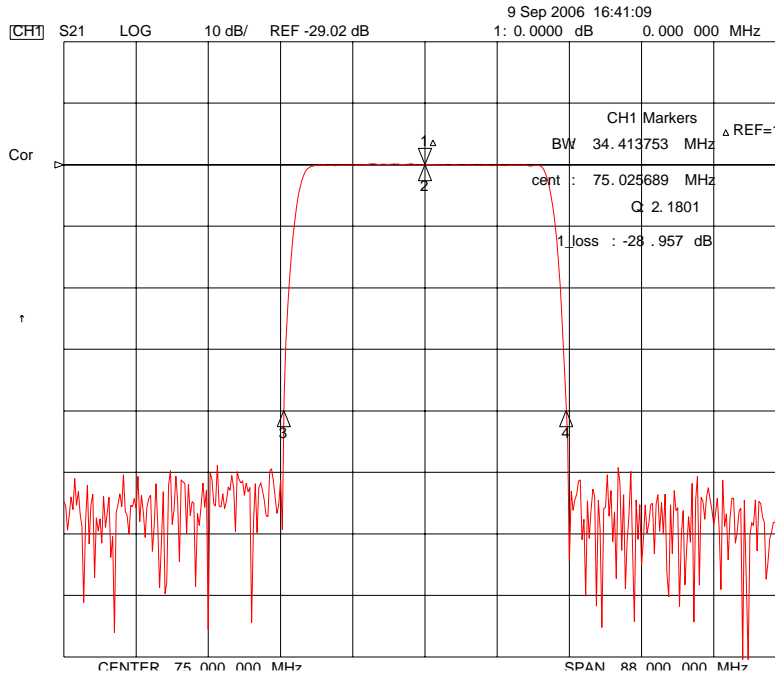
3) Part Number

	<b>ITF Co., Ltd.</b> 102-901, Bucheon Technopark 364, Samjeong-Dong, Ojeong-Gu, Bucheon-City, Gyeonggi-Do, Korea 421-809	Part No.	233003B	
		Rev. Date	2006-09-11	
		Rev.	NM6030-CS01	3/5

# SAW Bandpass Filter 233003B



## 6. Typical Performance ( at +25°C )



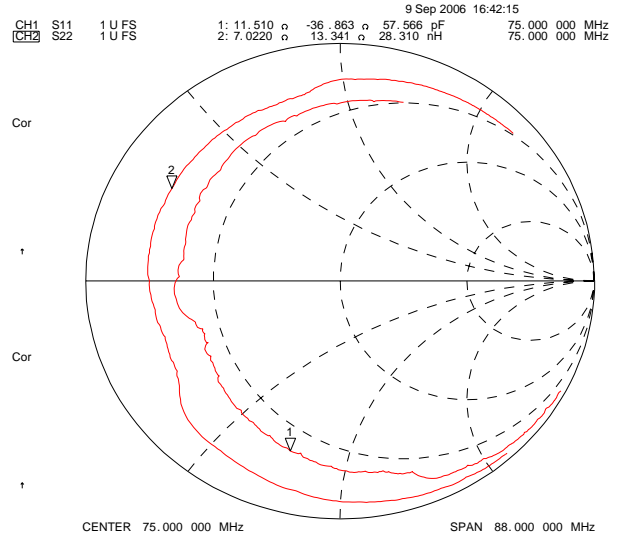
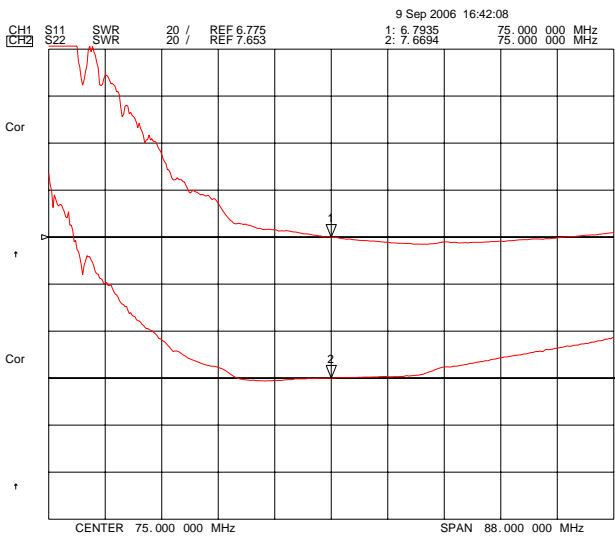
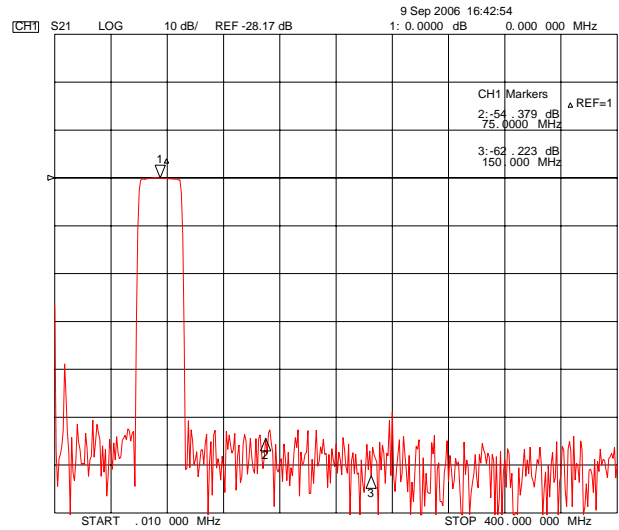
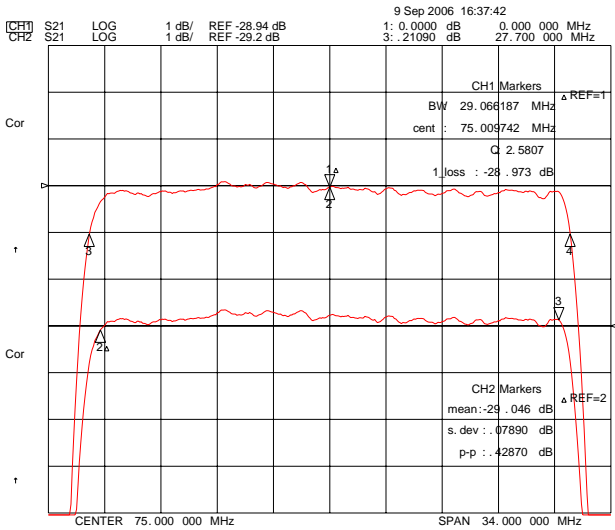
**ITF Co., Ltd.**  
 102-901, Bucheon Technopark 364,  
 Samjeong-Dong, Ojeong-Gu, Bucheon-City,  
 Gyeonggi-Do, Korea 421-809

Part No. 233003B

Rev. Date 2006-09-11

Rev. NM6030-CS01 4/5

# SAW Bandpass Filter 233003B



**ITF Co., Ltd.**  
 102-901, Bucheon Technopark 364,  
 Samjeong-Dong, Ojeong-Gu, Bucheon-City,  
 Gyeonggi-Do, Korea 421-809

Part No.	233003B	
Rev. Date	2006-09-11	
Rev.	NM6030-CS01	5/5