

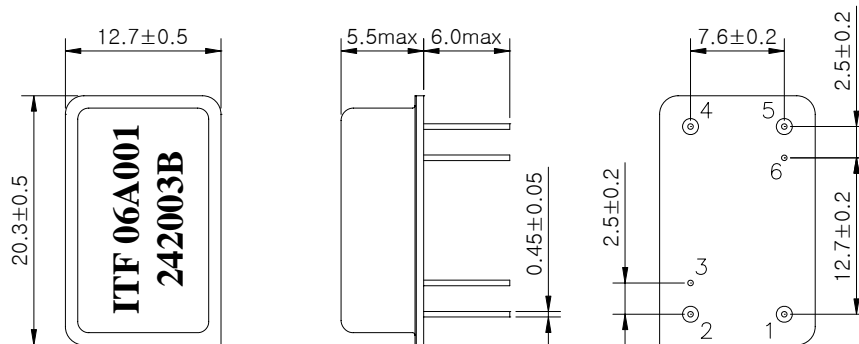
SAW Bandpass Filter 242003B



1. Features

- IF Bandpass Filter
- High Attenuation
- Single-Ended Operation
- DIP Package
- Maximum Storage Temperature Range : -40°C ~ 85°C
- Electrostatics Sensitive Device (ESD)

2. Package Dimension



Package : D2012

Dimensions shown are nominal in millimeters
 Base : Fe(SPCC), Au plating over Ni plated
 Cap : Cu & Cr Alloy, Ni Plated
 Termination : Kovar, Au Plated

Pin Configuration	
1	Input
5	Output
2, 4	Ground
3, 6	Case ground

	ITF Co., Ltd. 102-901, Bucheon Technopark 364, Samjeong-Dong, Ojeong-Gu, Bucheon-City, Gyeonggi-Do, Korea 421-809	Part No.	242003B	
		Rev. Date	2006-05-02	
		Rev.	NM6015-CS01	1/5

SAW Bandpass Filter 242003B



3. Specifications

Fo = 89.0 MHz


Terminating source impedance : 50Ω and matching network

Terminating load impedance : 50Ω and matching network

		Minimum	Typical	Maximum
Center Frequency	MHz	-	89	-
Insertion Loss	dB	-	24.0	26.0
1dB Bandwidth	MHz	-	20.0	-
3dB Bandwidth	MHz	20.1	20.35	-
40dB Bandwidth	MHz	-	21.85	22.0
Amplitude Ripple (Fo +/- 9.75 MHz)	dB	-	0.6	1.0
Group Delay Variation (Fo +/- 9.75 MHz)	nsec	-	50	100
Absolute Delay	usec	-	2.12	-
Ultimate Rejection	dB	50	55	-
Temperature Coefficient of Frequency	ppm/°C	-	-72	-

Notes :

- 1) All specifications are based on the matching schematic shown below
- 2) All specifications are measured by Agilent Network analyzer and full 2 port calibration at room temperature
- 3) All attenuation measurements are measured relative to insertion loss

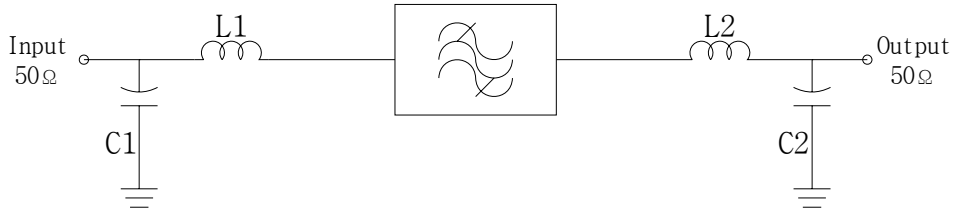
 Integrated Technology Future	ITF Co., Ltd. 102-901, Bucheon Technopark 364, Samjeong-Dong, Ojeong-Gu, Bucheon-City, Gyeonggi-Do, Korea 421-809	Part No.	242003B	
		Rev. Date	2006-05-02	
		Rev.	NM6015-CS01	2/5

SAW Bandpass Filter 242003B



4. Matching Schematic

(Actual matching values may vary due to PCB layout and parasitics)



L1 = 100nH, L2 = 82nH

C1 = 10pF, C2 = 30pF

5. Marking Configuration


ITF¹⁾06A001²⁾

242003B³⁾

1) Manufacturer name

2) Lot Number

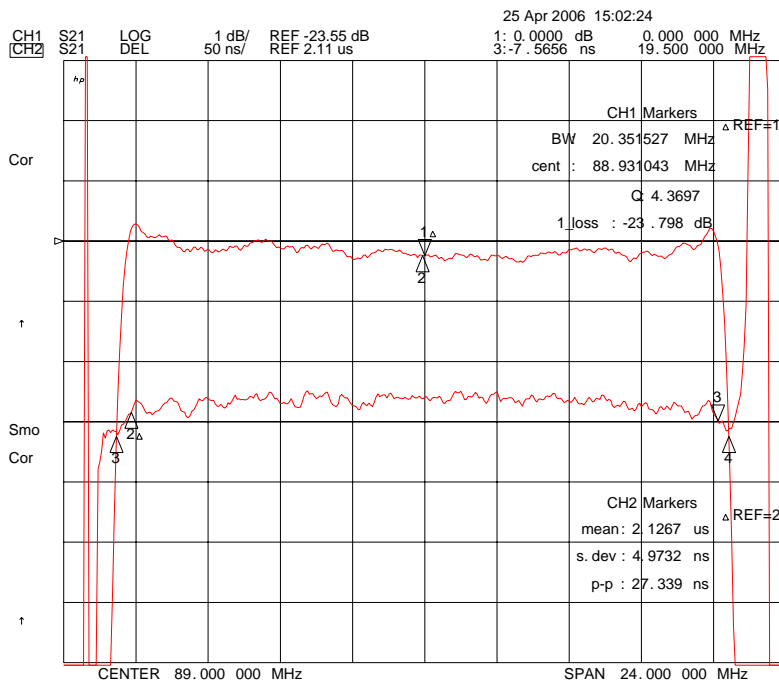
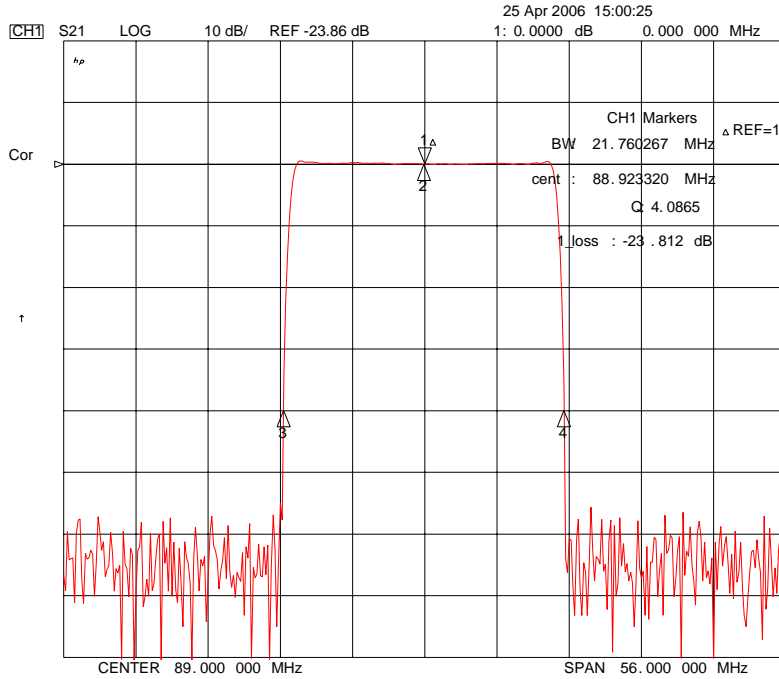
3) Part Number

 Integrated Technology Future	ITF Co., Ltd. 102-901, Bucheon Technopark 364, Samjeong-Dong, Ojeong-Gu, Bucheon-City, Gyeonggi-Do, Korea 421-809	Part No.	242003B	
		Rev. Date	2006-05-02	
		Rev.	NM6015-CS01	3/5

SAW Bandpass Filter 242003B



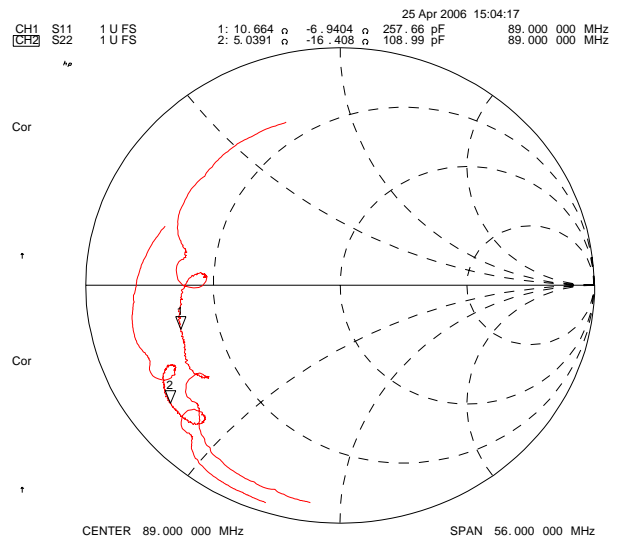
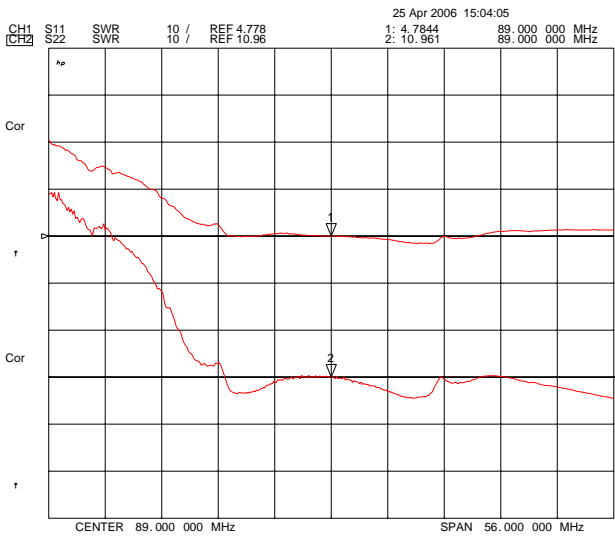
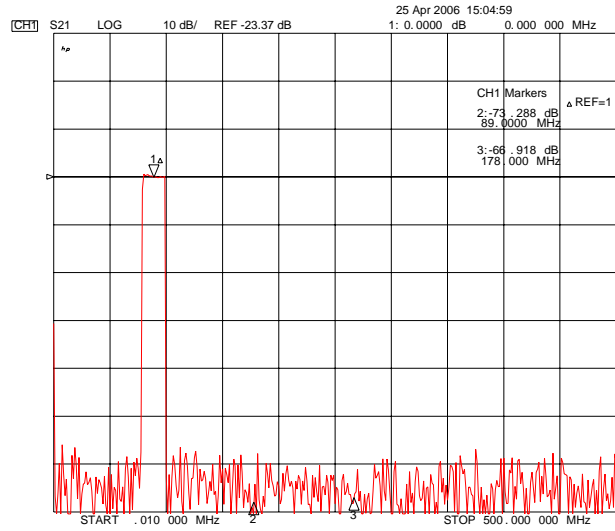
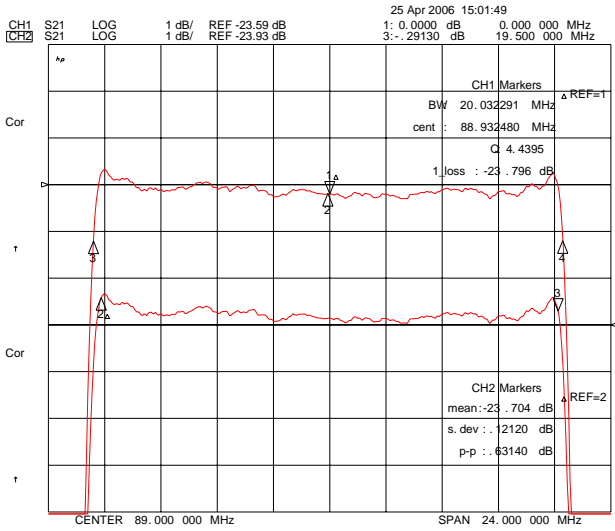
6. Typical Performance (at +25°C)



ITF Co., Ltd.
 102-901, Bucheon Technopark 364,
 Samjeong-Dong, Ojeong-Gu, Bucheon-City,
 Gyeonggi-Do, Korea 421-809

Part No.	242003B	
Rev. Date	2006-05-02	
Rev.	NM6015-CS01	4/5

SAW Bandpass Filter 242003B



ITF Co., Ltd.
 102-901, Bucheon Technopark 364,
 Samjeong-Dong, Ojeong-Gu, Bucheon-City,
 Gyeonggi-Do, Korea 421-809

Part No.	242003B	
Rev. Date	2006-05-02	
Rev.	NM6015-CS01	5/5