

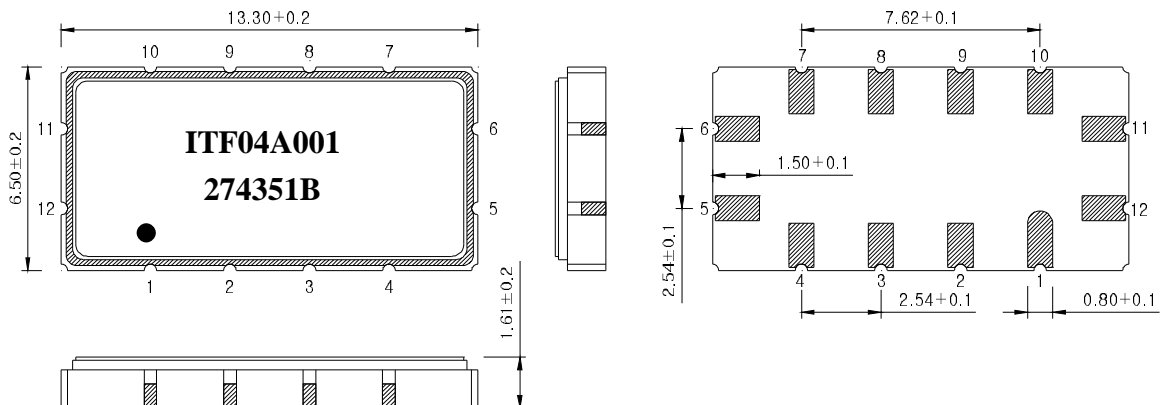
SAW Bandpass Filter 274351B



1. Features

- IF Bandpass Filter
- Low-Loss Filter
- Single-Ended Operation
- Ceramic Surface Mount Device (SMD) Package
- Maximum Storage Temperature Range : -40°C ~ 85°C
- Electrostatics Sensitive Device (ESD)

2. Package Dimensions



Package : S1365

Dimensions shown are nominal in millimeters

Body : Al₂O₃ Ceramic

Lid : Kovar, Ni Plated

Terminations : Au plating 0.3 ~ 1.0 um, Over a 1.27 ~ 8.89 um Ni Plating

Pad Configuration	
11	Input
5	Output
6, 12	Ground
Other	Case ground

	ITF Co., Ltd. 102-901, Bucheon Technopark 364, Samjeong-Dong, Ojeong-Gu, Bucheon-City, Gyeonggi-Do, Korea 421-809	Part No.	274351B	
		Rev. Date	2004-10-15	
		Rev.	NJ4011-CS01	1/5

SAW Bandpass Filter 274351B



3. Specifications

Fo = 70 MHz

Operating temperature range : -25 to + 70 °C		Minimum	Typical	Maximum
Center Frequency	MHz	69.55	70.0	70.45
Insertion Loss	dB	-	20.5	22.0
1dB Bandwidth	MHz	40.0	42.2	-
3dB Bandwidth	MHz	43.0	43.8	-
40dB Bandwidth	MHz	-	50.0	50.8
Amplitude Ripple (Fo +/- 19.75 MHz)	dB	-	0.8	1.0
Group Delay Variation (Fo +/- 19.75 MHz)	nsec	-	20	50
Absolute Delay	usec	-	0.95	-
Relative Attenuations				
0 ~ 45.35 MHz	dB	40	50	-
97.05 ~ 120 MHz	dB	35	43	-
Temperature Coefficient of Frequency	ppm/°C	-	-82	-

Room temperature : + 25 °C		Minimum	Typical	Maximum
Center Frequency	MHz	69.8	70.0	70.2
Insertion Loss	dB	-	20.5	21.5
1dB Bandwidth	MHz	40.0	42.2	-
3dB Bandwidth	MHz	43.0	43.8	-
40dB Bandwidth	MHz	-	50.0	50.8
Amplitude Ripple (Fo +/- 20.0 MHz)	dB	-	0.8	1.0
Group Delay Variation (Fo +/- 20.0 MHz)	nsec	-	20	50
Absolute Delay	usec	-	0.95	-
Relative Attenuations				
0 ~ 45.6 MHz	dB	40	50	-
96.8 ~ 120 MHz	dB	35	43	-
Temperature Coefficient of Frequency	ppm/°C	-	-82	-

	ITF Co., Ltd. 102-901, Bucheon Technopark 364, Samjeong-Dong, Ojeong-Gu, Bucheon-City, Gyeonggi-Do, Korea 421-809	Part No.	274351B	
		Rev. Date	2004-10-15	
		Rev.	NJ4011-CS01	2/5

SAW Bandpass Filter 274351B

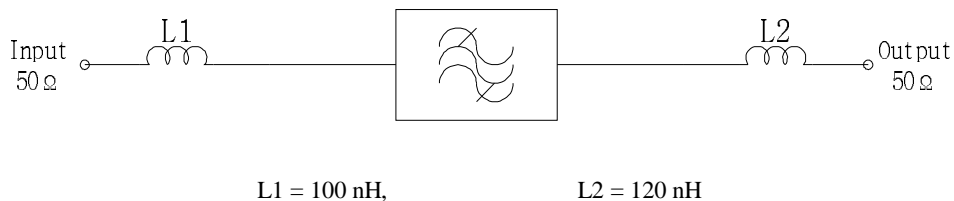


Notes :

- 1) All specifications are based on the matching schematic shown below
- 2) All specifications are measured by Agilent Network analyzer and full 2 port calibration
- 3) Electrical margin has been built into the design to account for the variations due to temperature drift and manufacturing tolerances
- 4) All attenuation measurements are measured relative to insertion loss

4. Matching Schematic

(Actual matching values may vary due to PCB layout and parasitics)



5. Marking Configuration

ITF¹⁾ 04A001²⁾

274351B³⁾

● ⁴⁾

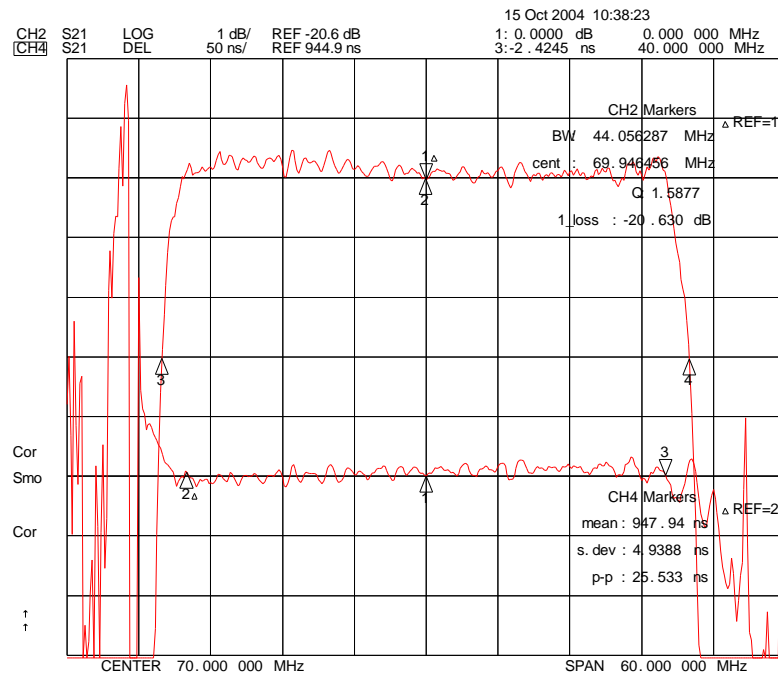
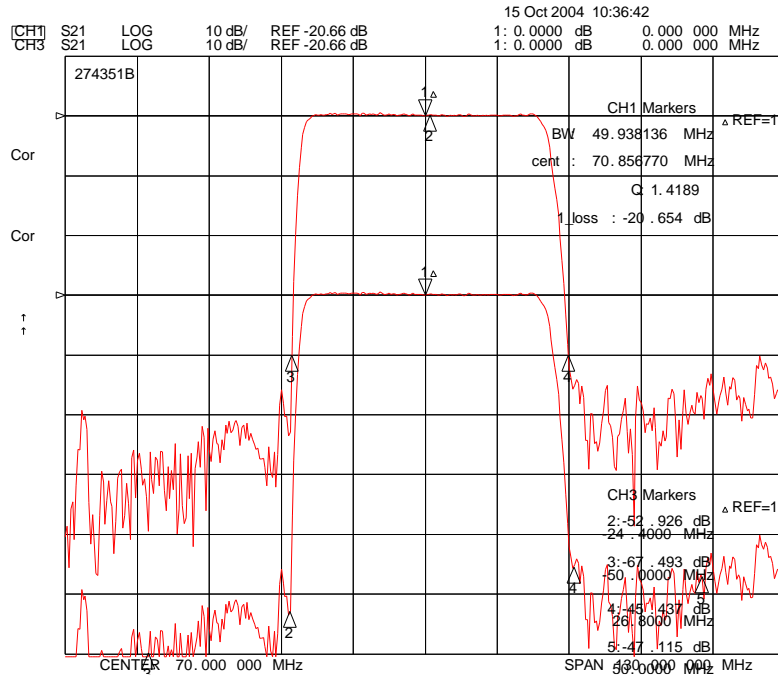
- 1) Manufacturer name
- 2) Lot Number
- 3) Part Number
- 4) Pad Number 1 Index

	ITF Co., Ltd. 102-901, Bucheon Technopark 364, Samjeong-Dong, Ojeong-Gu, Bucheon-City, Gyeonggi-Do, Korea 421-809	Part No.	274351B	
		Rev. Date	2004-10-15	
		Rev.	NJ4011-CS01	3/5

SAW Bandpass Filter 274351B


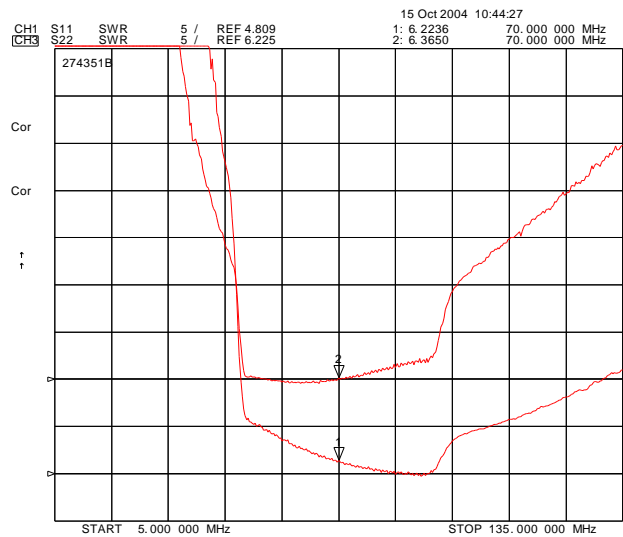
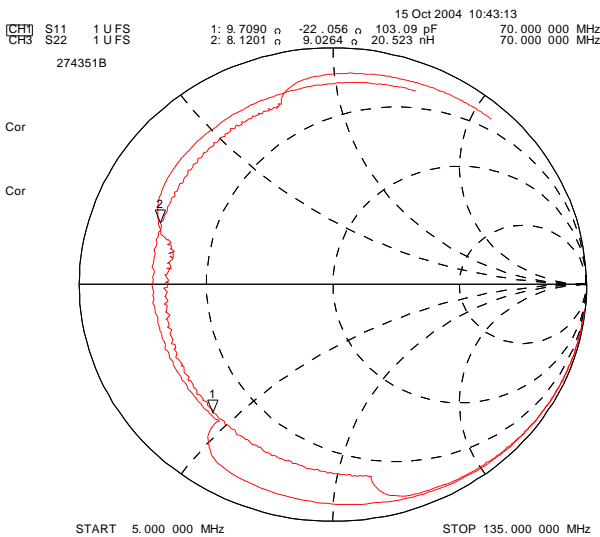
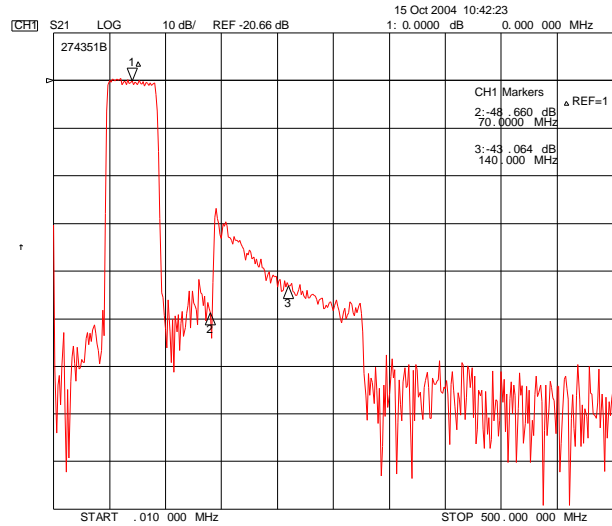
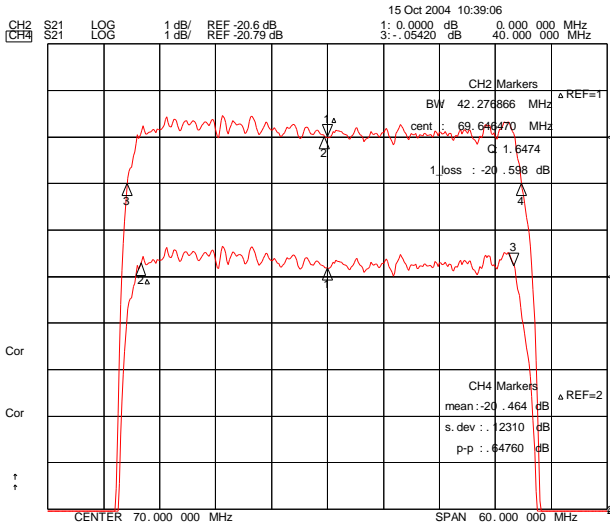


6. Typical Performance (at +25°C)



	ITF Co., Ltd. 102-901, Bucheon Technopark 364, Samjeong-Dong, Ojeong-Gu, Bucheon-City, Gyeonggi-Do, Korea 421-809	Part No.	274351B	
		Rev. Date	2004-10-15	
		Rev.	NJ4011-CS01	4/5

SAW Bandpass Filter 274351B



ITF Co., Ltd.
 102-901, Bucheon Technopark 364,
 Samjeong-Dong, Ojeong-Gu, Bucheon-City,
 Gyeonggi-Do, Korea 421-809

Part No.	274351B	
Rev. Date	2004-10-15	
Rev.	NJ4011-CS01	5/5