

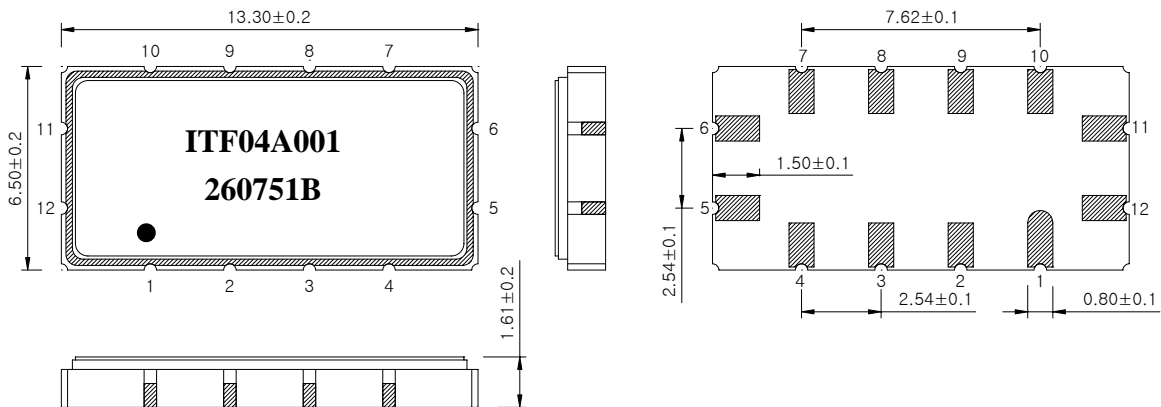
# SAW Bandpass Filter 260751B



## 1. Features

- IF Bandpass Filter
- Low-Loss Filter
- Single-Ended Operation
- Ceramic Surface Mount Device (SMD) Package
- Maximum Storage Temperature Range : -40 °C ~ 85 °C
- Electrostatics Sensitive Device (ESD)

## 2. Package Dimensions



**Package : S1365**


Dimensions shown are nominal in millimeters

Body : Al<sub>2</sub>O<sub>3</sub> Ceramic

Lid : Kovar, Ni Plated

Terminations : Au plating 0.3 ~ 1.0 um, Over a 1.27 ~ 8.89 um Ni Plating

Pad Configuration	
11	Input
5	Output
6, 12	Ground
Other	Case ground

	<b>ITF Co., Ltd.</b> 102-901, Bucheon Technopark 364, Samjeong-Dong, Ojeong-Gu, Bucheon-City, Gyeonggi-Do, Korea 421-809	Part No.	260751B	
		Rev. Date	2006-10-12	
		Rev.	NJ4001-CS03	1/6

# SAW Bandpass Filter 260751B



## 3. Specifications


F<sub>o</sub> = 208.25 MHz

Terminating source impedance : 50Ω and matching network

Terminating load impedance : 50Ω and matching network

Operating temperature range : -10°C ~ +60°C		Minimum	Typical	Maximum
Center Frequency	MHz	-	208.25	-
Insertion Loss	dB	-	13.1	15.0
1dB Bandwidth	MHz	6.6	7.0	-
3dB Bandwidth	MHz	7.65	7.7	-
40dB Bandwidth	MHz	-	11.1	12.0
Amplitude Ripple (F <sub>o</sub> +/- 2.9 MHz)	dB	-	0.6	1.0
Group Delay Variation (F <sub>o</sub> +/- 2.9 MHz)	nsec	-	40	100
Absolute Delay	usec	-	1.01	-
Relative Attenuation				
199 ~ 203 MHz	dB	35	45	-
215 ~ 315 MHz	dB	40	45	-
Temperature Coefficient of Frequency	ppm/°C	-	-13	-

Room Temperature : +25°C		Minimum	Typical	Maximum
Insertion Loss	dB	-	13.1	14.5
Amplitude Ripple (F <sub>o</sub> +/- 3.0 MHz)	dB	-	0.6	1
Group Delay Variation (F <sub>o</sub> +/- 3.0 MHz)	nsec	-	40	100
Relative Attenuation : 199 ~ 203 MHz	dB	40	45	-

	<b>ITF Co., Ltd.</b> 102-901, Bucheon Technopark 364, Samjeong-Dong, Ojeong-Gu, Bucheon-City, Gyeonggi-Do, Korea 421-809	Part No.	260751B	
		Rev. Date	2006-10-12	
		Rev.	NJ4001-CS03	2/6


# SAW Bandpass Filter 260751B

---



## Notes :

- 1) All specifications are based on the matching schematic shown below
- 2) All specifications are measured by Agilent Network analyzer and full 2 port calibration
- 3) Electrical margin has been built into the design to account for the variations due to temperature drift and manufacturing tolerances
- 4) All attenuation measurements are measured relative to insertion loss

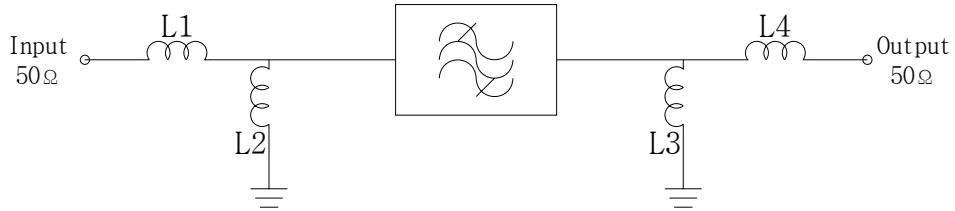
 Integrated Technology Future	<b>ITF Co., Ltd.</b> 102-901, Bucheon Technopark 364, Samjeong-Dong, Ojeong-Gu, Bucheon-City, Gyeonggi-Do, Korea 421-809	Part No.	260751B	
		Rev. Date	2006-10-12	
		Rev.	NJ4001-CS03	3/6

# SAW Bandpass Filter 260751B



## 4. Matching Schematic

( Actual matching values may vary due to PCB layout and parasitics )



L1 = 120 nH,      L4 = 120 nH  
 L2 = 82 nH,      L3 = 100 nH

## 5. Marking Configuration

ITF<sup>1)</sup> 04A001<sup>2)</sup>

260751B<sup>3)</sup>

● 4)

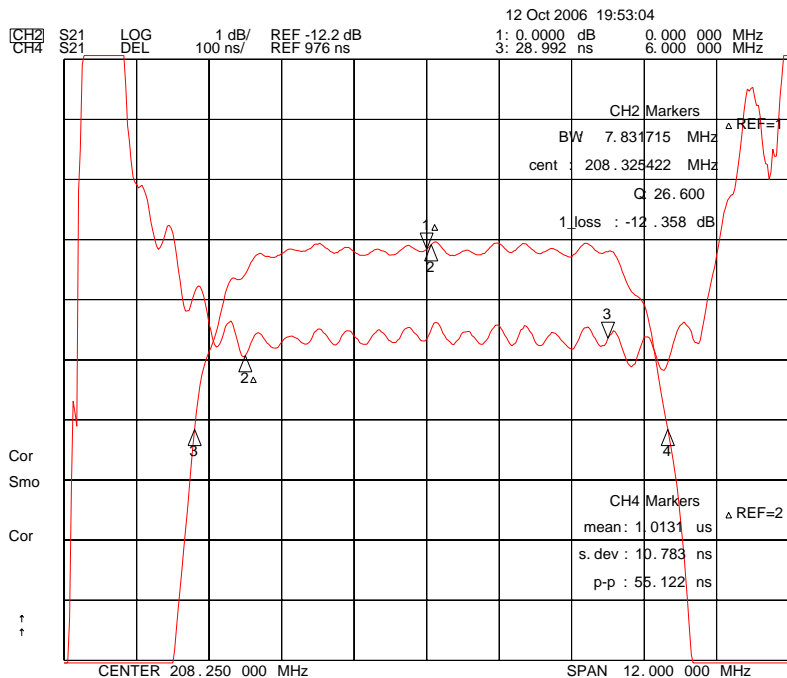
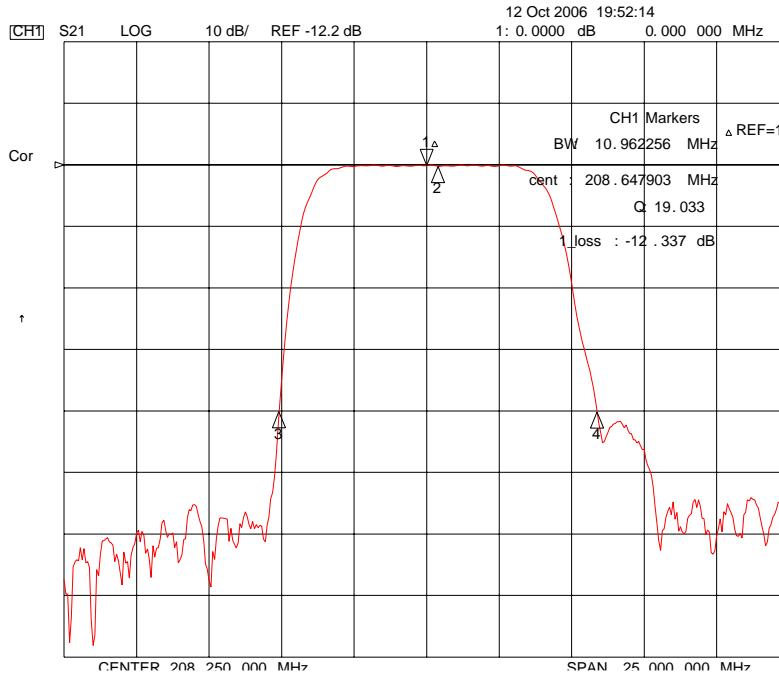
- 1) Manufacturer name
- 2) Lot Number
- 3) Part Number
- 4) Pad Number 1 Index

	<b>ITF Co., Ltd.</b> 102-901, Bucheon Technopark 364, Samjeong-Dong, Ojeong-Gu, Bucheon-City, Gyeonggi-Do, Korea 421-809	Part No.	260751B	
		Rev. Date	2006-10-12	
		Rev.	NJ4001-CS03	4/6

# SAW Bandpass Filter 260751B



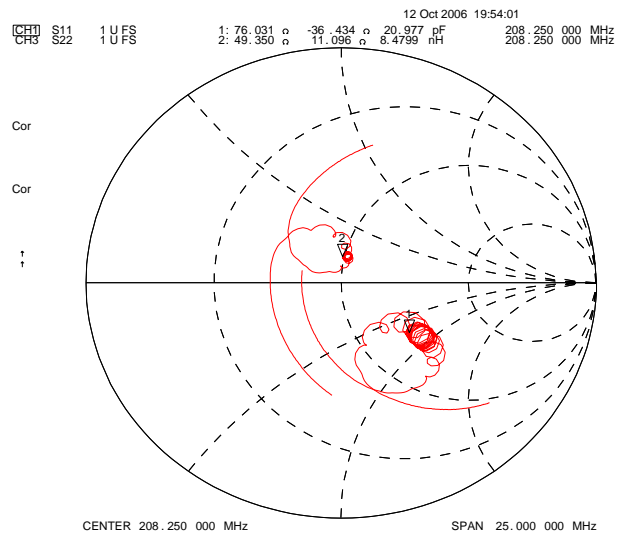
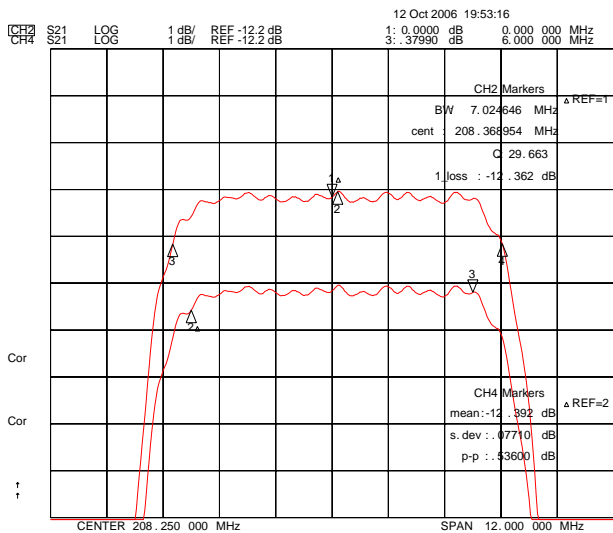
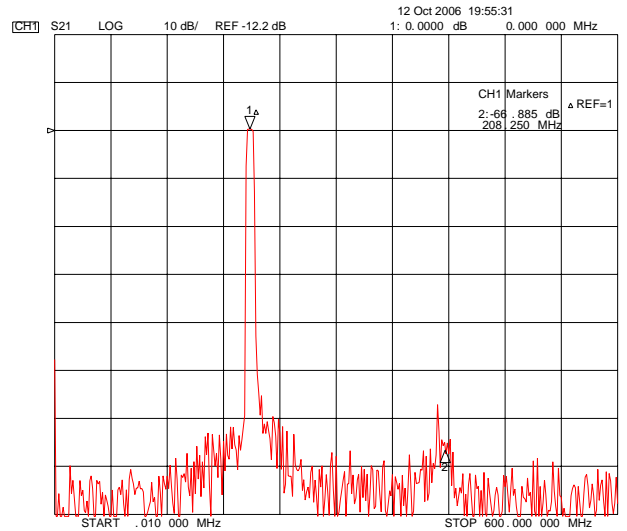
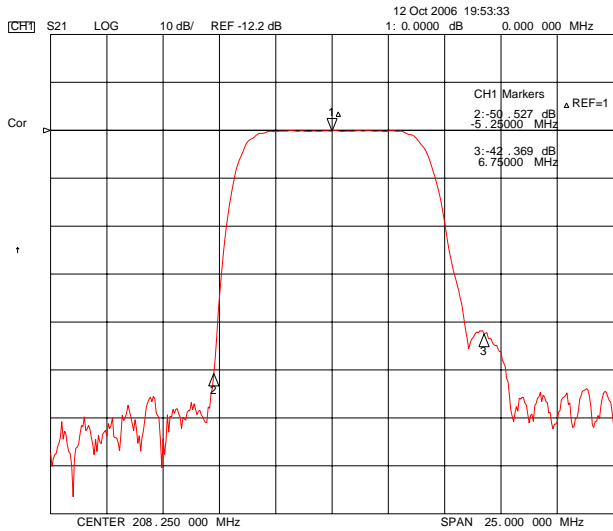
## 6. Typical Performance ( at +25°C )



**ITF Co., Ltd.**  
 102-901, Bucheon Technopark 364,  
 Samjeong-Dong, Ojeong-Gu, Bucheon-City,  
 Gyeonggi-Do, Korea 421-809

Part No.	260751B	
Rev. Date	2006-10-12	
Rev.	NJ4001-CS03	5/6

# SAW Bandpass Filter 260751B



**ITF Co., Ltd.**  
 102-901, Bucheon Technopark 364,  
 Samjeong-Dong, Ojeong-Gu, Bucheon-City,  
 Gyeonggi-Do, Korea 421-809

Part No.	260751B	
Rev. Date	2006-10-12	
Rev.	NJ4001-CS03	6/6