

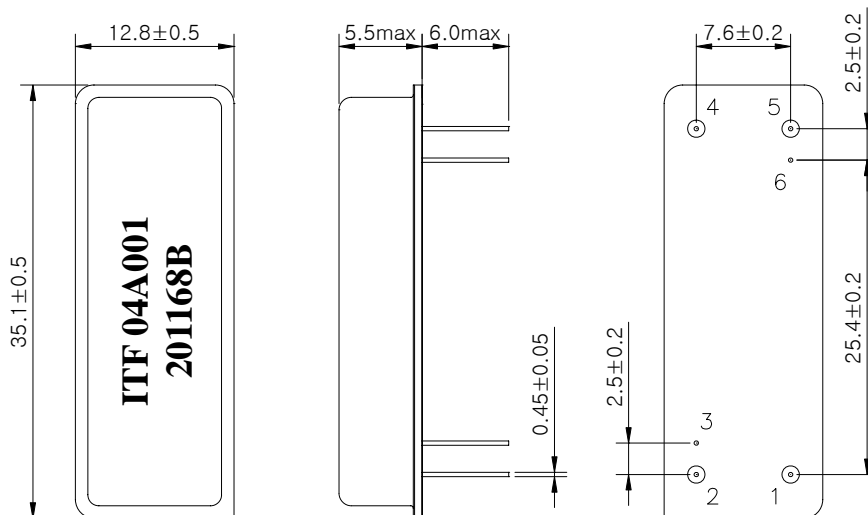
SAW Bandpass Filter 201168B



1. Features

- IF Bandpass Filter
- High Attenuation
- Single-Ended Operation
- DIP Package
- Maximum Storage Temperature Range : -40°C ~ 85°C
- Electrostatics Sensitive Device (ESD)


2. Package Dimension



Package : D3512

Dimensions shown are nominal in millimeters
 Base : Fe(SPCC), Au plating over Ni plated
 Cap : Cu & Cr Alloy, Ni Plated
 Termination : Kovar, Au Plated

Pin Configuration	
1	Input
5	Output
2, 4	Ground
3, 6	Case ground

	ITF Co., Ltd. 102-901, Bucheon Technopark 364, Samjeong-Dong, Ojeong-Gu, Bucheon-City, Gyeonggi-Do, Korea 421-809	Part No.	201168B	
		Rev. Date	2004-06-18	
		Rev.	NI2051-CS04	1/5

SAW Bandpass Filter 201168B



3. Specifications

Fo = 70.0 MHz


Terminating source impedance : 50Ω and matching network

Terminating load impedance : 50Ω and matching network

		Minimum	Typical	Maximum
Center Frequency	MHz	69.95	70.0	70.05
Insertion Loss	dB	-	30.0	32.0
1dB Bandwidth	MHz	24.0	24.4	-
3dB Bandwidth	MHz	24.5	24.6	24.7
40dB Bandwidth	MHz	-	25.5	26.0
Amplitude Ripple (Fo +/- 12.0 MHz)	dB	-	0.8	1.0
Group Delay Variation (Fo +/- 12.0 MHz)	nsec	-	50	100
Absolute Delay	usec	-	3.18	3.2
Relative Attenuation				
at 30.0 ~ 57.1 MHz	dB	40	45	-
at 57.1 ~ 57.3 MHz	dB	27	30	-
at 82.7 ~ 82.9 MHz	dB	27	30	-
at 82.9 ~ 100.0 MHz	dB	40	45	-
Temperature Coefficient of Frequency	ppm/°C	-	-72	-

Notes :

- 1) All specifications are based on the matching schematic shown below
- 2) All specifications are measured by Agilent Network analyzer and full 2 port calibration at room temperature
- 3) All attenuation measurements are measured relative to insertion loss

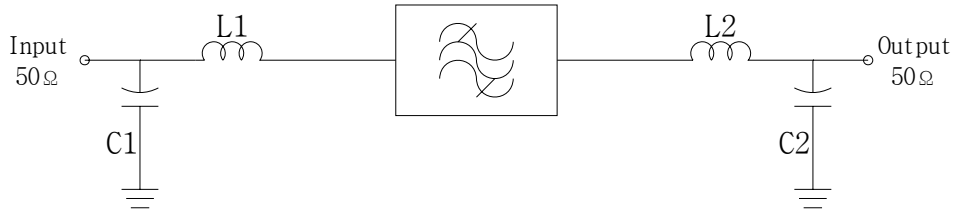
 Integrated Technology Future	ITF Co., Ltd. 102-901, Bucheon Technopark 364, Samjeong-Dong, Ojeong-Gu, Bucheon-City, Gyeonggi-Do, Korea 421-809	Part No.	201168B	
		Rev. Date	2004-06-18	
		Rev.	NI2051-CS04	2/5

SAW Bandpass Filter 201168B



4. Matching Schematic

(Actual matching values may vary due to PCB layout and parasitics)




L1 = 100 nH, L2 = 82 nH,
C1 = C2 = 22 pF

5. Marking Configuration

ITF¹⁾04A001²⁾
201168B³⁾

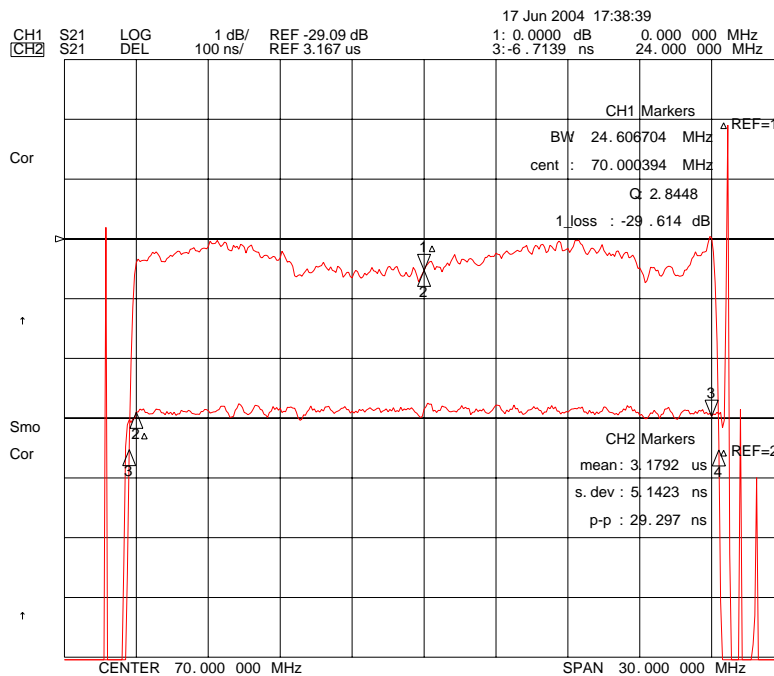
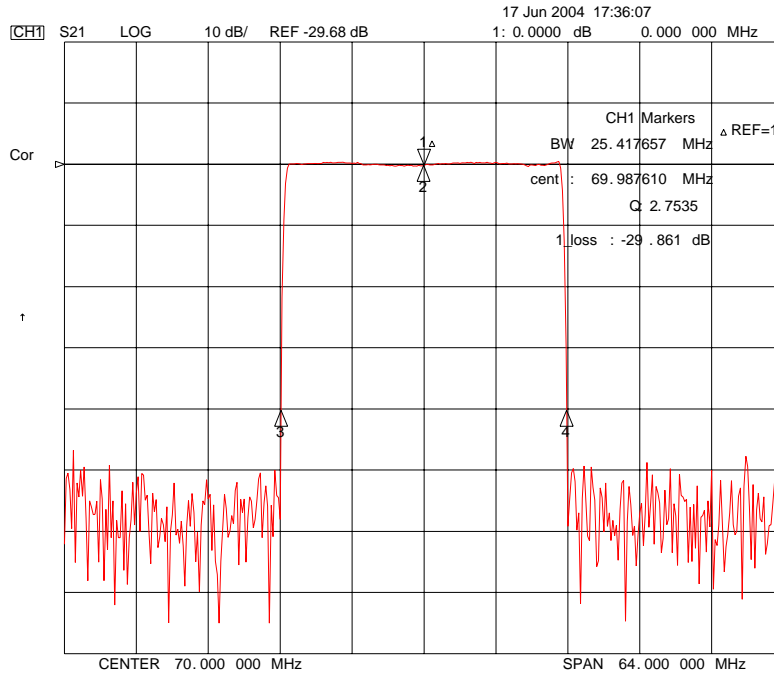
- 1) Manufacturer name
- 2) Lot Number
- 3) Part Number

 Integrated Technology Future	ITF Co., Ltd. 102-901, Bucheon Technopark 364, Samjeong-Dong, Ojeong-Gu, Bucheon-City, Gyeonggi-Do, Korea 421-809	Part No.	201168B	
		Rev. Date	2004-06-18	
		Rev.	NI2051-CS04	3/5

SAW Bandpass Filter 201168B



6. Typical Performance (at +25°C)



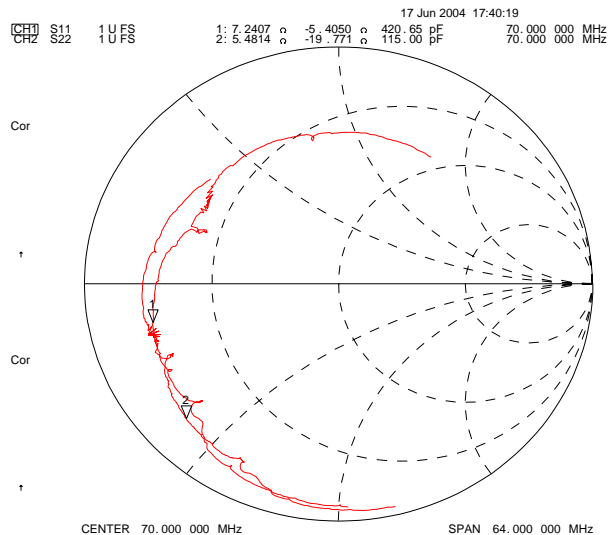
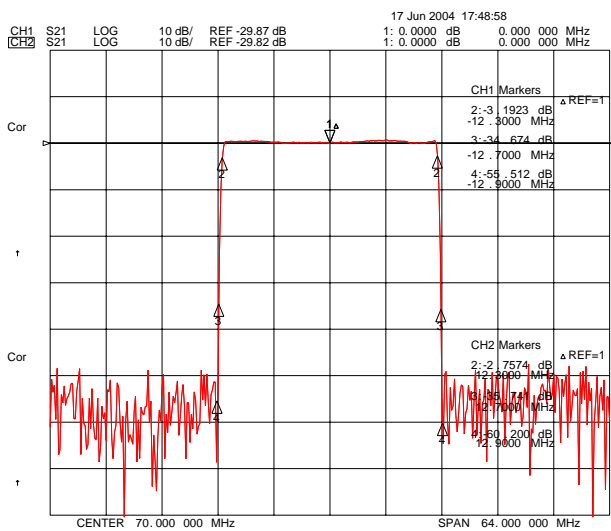
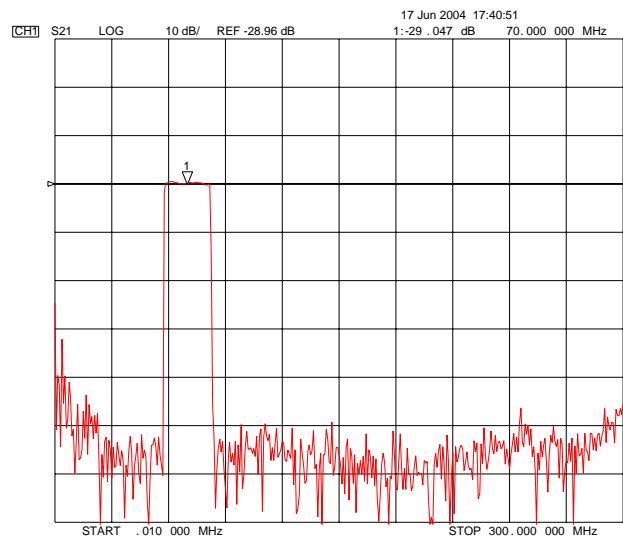
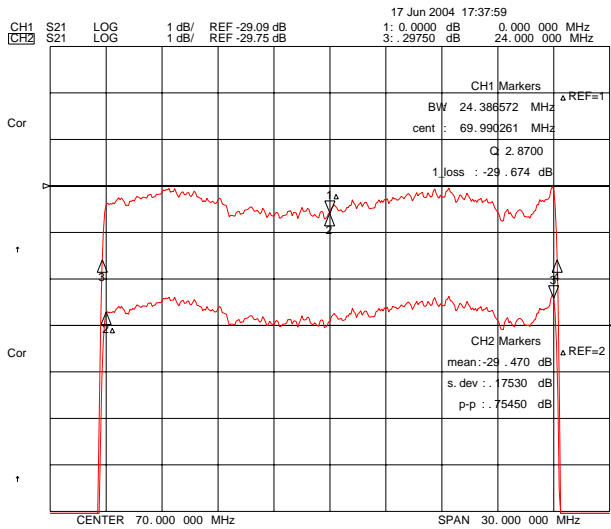
ITF Co., Ltd.
 102-901, Bucheon Technopark 364,
 Samjeong-Dong, Ojeong-Gu, Bucheon-City,
 Gyeonggi-Do, Korea 421-809

Part No. 201168B

Rev. Date 2004-06-18

Rev. NI2051-CS04 4/5

SAW Bandpass Filter 201168B



ITF Co., Ltd.
 102-901, Bucheon Technopark 364,
 Samjeong-Dong, Ojeong-Gu, Bucheon-City,
 Gyeonggi-Do, Korea 421-809

Part No.	201168B	
Rev. Date	2004-06-18	
Rev.	NI2051-CS04	5/5