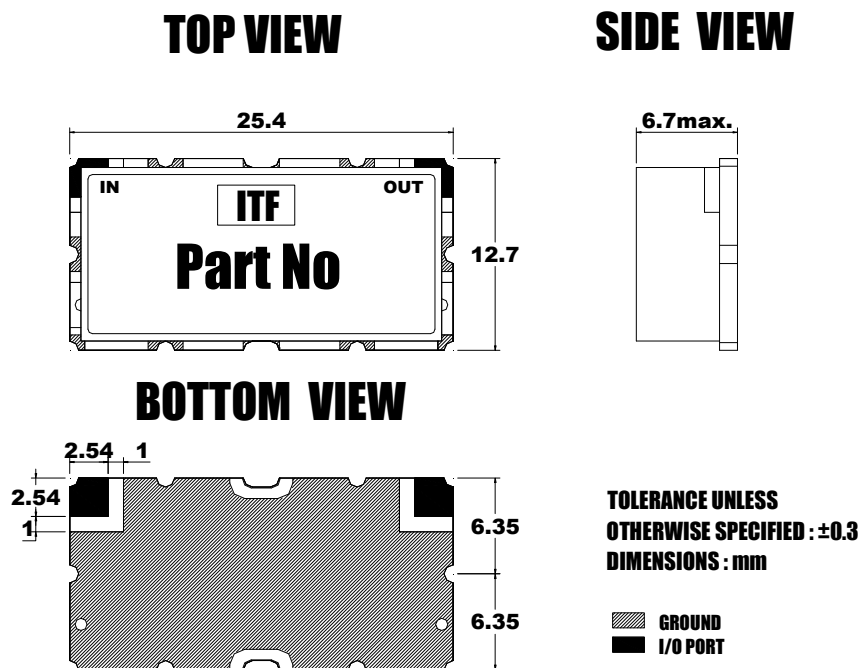


LC Bandpass Filter IFL00584

Features

- LC bandpass filter
- 50Ω single-ended operation
- Surface Mounted Package (25.4mm × 12.7mm × 6.7mm)


Package Dimensions



Maximum Ratings

Parameter	Unit	Minimum	Typical	Maximum
Operating Temperature Range	℃	-40	25	85
Storage Temperature Range	℃	-40	25	85
Power Handling Capability	Watt	-	-	3.0

Electrostatics Sensitive Device (ESD)

	ITF Co., Ltd. 102-901, Bucheon Technopark 364, Samjeong-Dong, Ojeong-Gu, Bucheon-City, Gyeonggi-Do, Korea 421-809	Part No.	IFL00584	
		Rev. Date	2014-10-06	
		Rev.	AS 01	1/3

LC Bandpass Filter IFL00584


Specifications

Fo = 57.6 MHz

	Minimum	Typical	Maximum	Unit
Center Frequency (Fo)	-	57.6	-	MHz
Insertion Loss (47.6~ 67.6 MHz)	-	2.3	2.5	dB
Amplitude Ripple (47.6~ 67.6 MHz)	-	0.3	0.5	dB
V.S.W.R (47.6~ 67.6 MHz)	-	1.2	1.4	-
Relative Attenuation @ 105 MHz	50.0	55.0	-	dB
Input/Output Impedance		50		Ohm

Notes :

- 1) All specifications are based on the matching schematic shown below, measured by Agilent Network analyzer and full 2 port calibration.
- 2) Electrical margin has been built into the design to account for the variations due to temperature drift and manufacturing tolerances
- 3) All attenuation measurements are measured relative to insertion loss

	ITF Co., Ltd. 102-901, Bucheon Technopark 364, Samjeong-Dong, Ojeong-Gu, Bucheon-City, Gyeonggi-Do, Korea 421-809	Part No.	IFL00584	
		Rev. Date	2014-10-06	
		Rev.	AS 01	2/3

LC Bandpass Filter IFL00584

Matching Schematic

(Actual matching values may vary due to PCB layout and parasitics)




Marking Configuration

Part No ¹⁾

1) Part Number

* Ink or Laser Marking available

	ITF Co., Ltd. 102-901, Bucheon Technopark 364, Samjeong-Dong, Ojeong-Gu, Bucheon-City, Gyeonggi-Do, Korea 421-809	Part No.	IFL00584	
		Rev. Date	2014-10-06	
		Rev.	AS 01	3/3