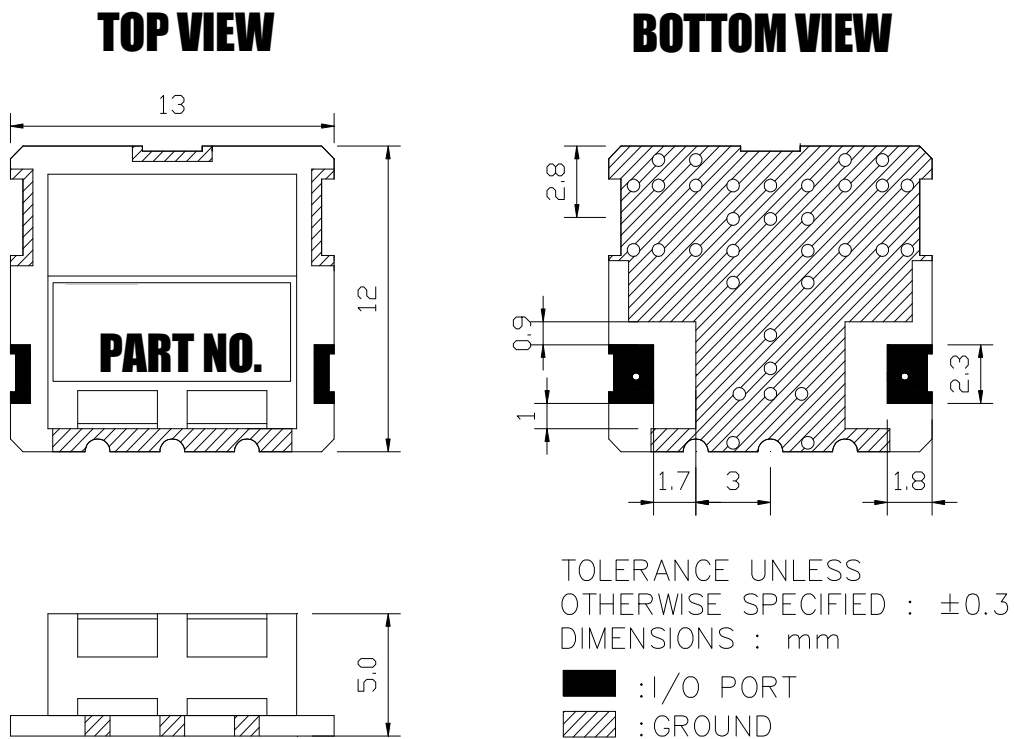


# Ceramic Bandpass Filter IFD19446

## Features

- Ceramic bandpass filter
- 50Ω single-ended operation
- Surface Mounted Module Package ( 13mm × 12mm × 5mm )


## Package Dimensions



## Maximum Ratings

Parameter	Unit	Minimum	Typical	Maximum
Operating Temperature Range	℃	-30	25	70
Storage Temperature Range	℃	-40	25	85
Power Handling Capability	Watt	-	-	2

Electrostatics Sensitive Device (ESD)

	<b>ITF Co., Ltd.</b> 102-901, Bucheon Technopark 364, Samjeong-Dong, Ojeong-Gu, Bucheon-City, Gyeonggi-Do, Korea 421-809	Part No.	IFD19446	
		Rev. Date	2014-09-03	
		Rev.	AS 01	1/4

# Ceramic Bandpass Filter IFD19446


## Specifications

F<sub>o</sub> = 1945MHz

	Minimum	Typical	Maximum	Unit
Center Frequency ( F <sub>o</sub> )	-	1945	-	MHz
Insertion Loss (1930 ~ 1960MHz)	-	2.5	3.0	dB
Amplitude Ripple (1930 ~ 1960MHz)	-	0.3	0.5	dB
VSWR (1930 ~ 1960MHz)	-	1.2	1.3	-
Relative Attenuation 2120 ~ 2150 MHz @ 2200 MHz	45.0 50.0	50.0 55.0	- -	dB
Input/Output Impedance		50		Ohm

### Notes :

- 1) All specifications are based on the matching schematic shown below, measured by Agilent Network analyzer and full 2 port calibration.
- 2) Electrical margin has been built into the design to account for the variations due to temperature drift and manufacturing tolerances
- 3) All attenuation measurements are measured relative to insertion loss

	<b>ITF Co., Ltd.</b> 102-901, Bucheon Technopark 364, Samjeong-Dong, Ojeong-Gu, Bucheon-City, Gyeonggi-Do, Korea 421-809	Part No.	IFD19446	
		Rev. Date	2014-09-03	
		Rev.	AS 01	2/4

# Ceramic Bandpass Filter IFD19446

---

## Matching Schematic

( Actual matching values may vary due to PCB layout and parasitics )




## Marking Configuration

Part No. <sup>1)</sup>

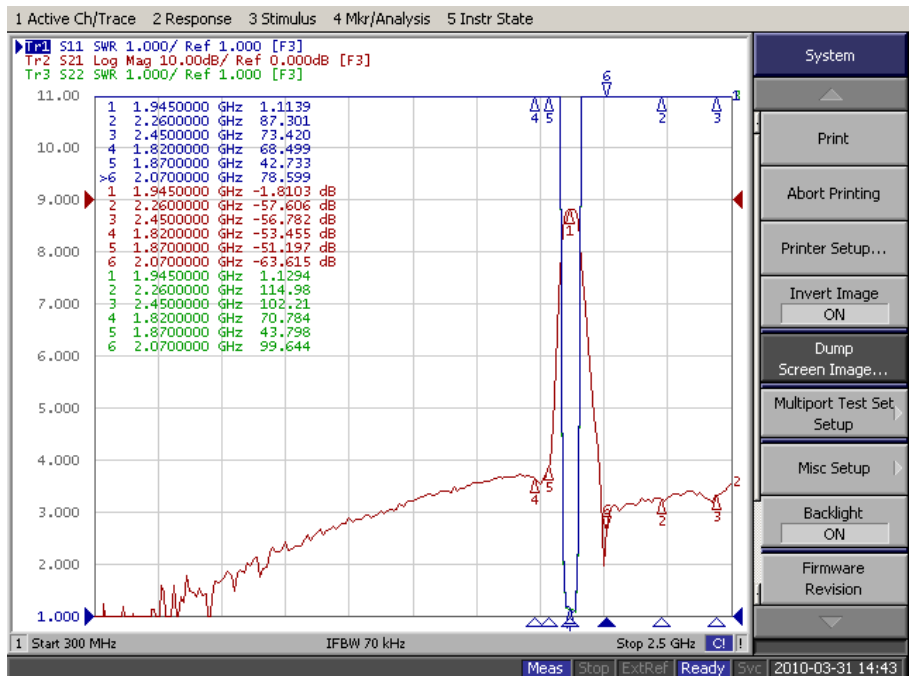
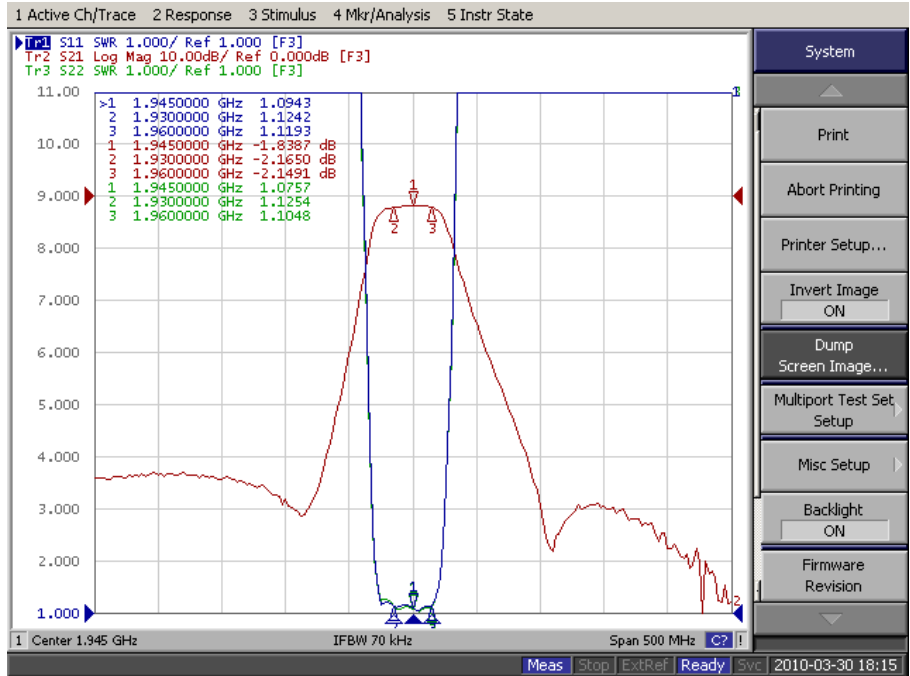
1) Part Number


\* Ink or Laser Marking available

 Integrated Technology Future	<b>ITF Co., Ltd.</b> 102-901, Bucheon Technopark 364, Samjeong-Dong, Ojeong-Gu, Bucheon-City, Gyeonggi-Do, Korea 421-809	Part No.	IFD19446	
		Rev. Date	2014-09-03	
		Rev.	AS 01	3/4

# Ceramic Bandpass Filter IFD19446

## Typical Performance ( at 25°C )



 <p>ITF Integrated Technology Future</p>	<b>ITF Co., Ltd.</b> 102-901, Bucheon Technopark 364, Samjeong-Dong, Ojeong-Gu, Bucheon-City, Gyeonggi-Do, Korea 421-809	Part No.	IFD19446	
		Rev. Date	2014-09-03	
		Rev.	AS 01	4/4