

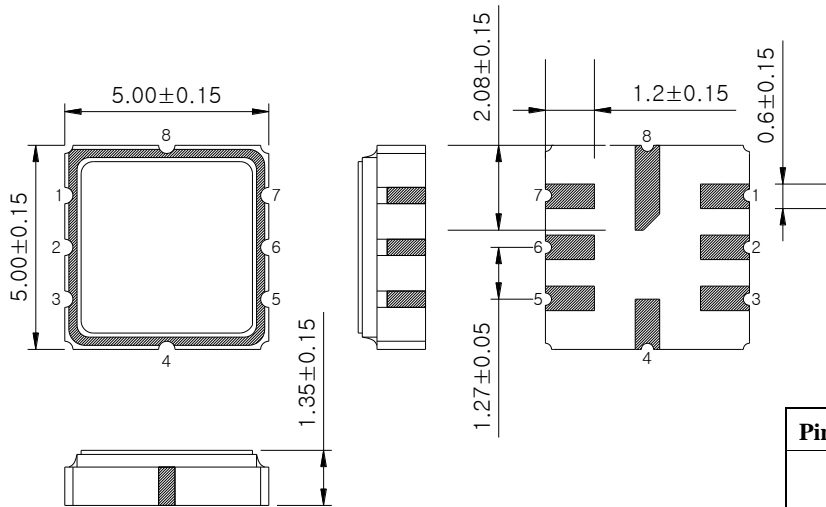
SAW Resonator R44761



Features

- 1-port Resonator
- Quartz Frequency Stabilization
- For transmitters or Local Oscillators

Package Dimension – S5050



Pin Configuration	
2	Input
6	Output
1, 3, 4, 5, 7, 8	Ground

Marking Configuration

ITF¹⁾
44761²⁾

1) Manufacturer name

2) Marking Number

* Ink or Laser Marking available

* Front 4 digits for S5050

	ITF Co., Ltd. 102-901, Bucheon Technopark 364, Samjeong-Dong, Ojeong-Gu, Bucheon-City, Gyeonggi-Do, Korea 421-809	Part No.	R44761	
		Rev. Date	2015-10-30	
		Rev.	NS3126-AS02	1/5

SAW Resonator R44761



Maximum Ratings

Parameter	Unit	Minimum	Typical	Maximum
Operating Temperature Range	°C	-10	25	60
Storage Temperature Range	°C	-40	-	85
Power Handling Capability	dBm	-	0	-

Electrostatics Sensitive Device (ESD)

Electrical Specification

$$F_R = 447.625\text{MHz}$$


Terminating source impedance : 50Ω and matching network

Terminating load impedance : 50Ω and matching network

		Minimum	Typical	Maximum
Resonance Frequency (F_R)	MHz	447.550	447.625	447.700
Insertion Loss	dB	-	1.5	2.5
50 ohm Loaded Q Unloaded Q			2,000 13,900	
Trun-over Temperature	°C	10	25	40
Temperature Coefficient of Frequency	ppm/°C ²	-	-0.032	-

Notes :

- 1) All specifications are based on the matching schematic shown below
- 2) All specifications are measured by Agilent Network analyzer and full 2 port calibration at room temperature

 Integrated Technology Future	ITF Co., Ltd. 102-901, Bucheon Technopark 364, Samjeong-Dong, Ojeong-Gu, Bucheon-City, Gyeonggi-Do, Korea 421-809	Part No.	R44761	
		Rev. Date	2015-10-30	
		Rev.	NS3126-AS02	2/5

SAW Resonator R44761

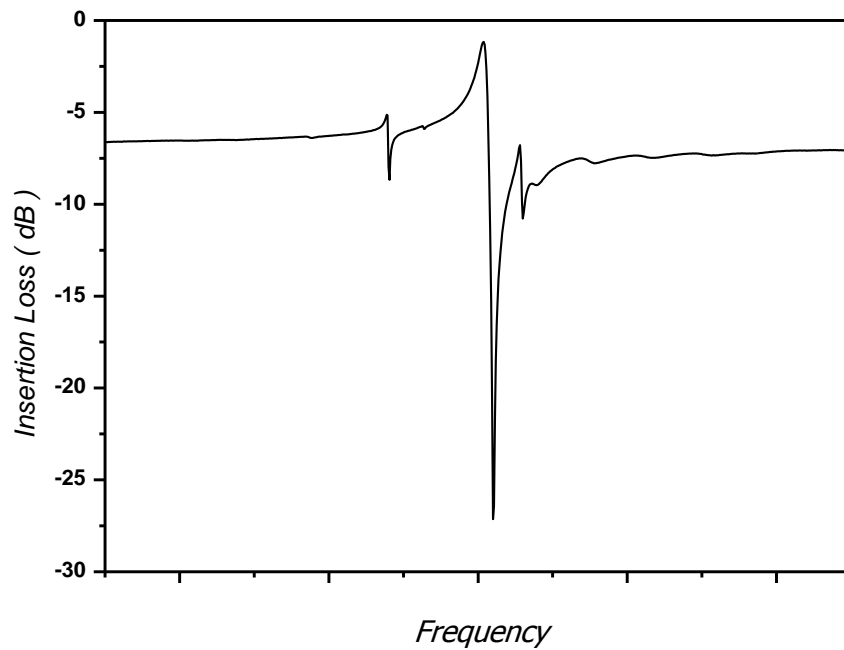



Matching Schematic

(Actual matching values may vary due to PCB layout and parasitics)



Frequency Response



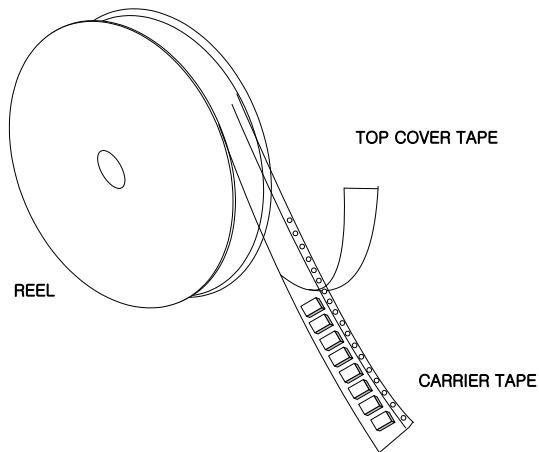
 Integrated Technology Future	ITF Co., Ltd. 102-901, Bucheon Technopark 364, Samjeong-Dong, Ojeong-Gu, Bucheon-City, Gyeonggi-Do, Korea 421-809	Part No.	R44761	
		Rev. Date	2015-10-30	
		Rev.	NS3126-AS02	3/5

SAW Resonator R44761



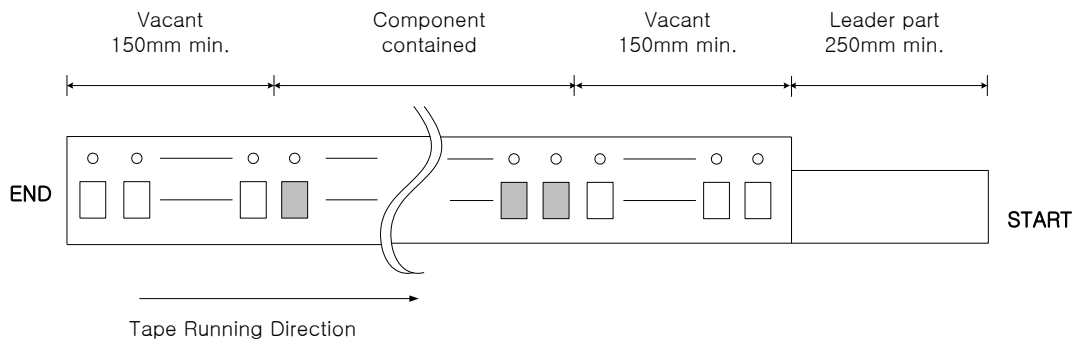
Packing Specification

1. Reeling Quantity : 1000 pcs / reel
2. Taping Structure : The tape shall be wound around the reel in the direction shown below.



Tape Specification

1. Leader part and vacant position specification

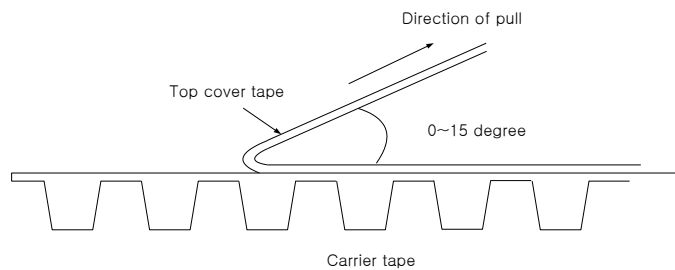


2. Tensile strength of carrier tape

4.4N/mm width

3. Top cover tape adhesion

- 1) pull off angle : 0~15°
- 2) speed : 300mm/min
- 3) force : 20~70g



	ITF Co., Ltd. 102-901, Bucheon Technopark 364, Samjeong-Dong, Ojeong-Gu, Bucheon-City, Gyeonggi-Do, Korea 421-809	Part No.	R44761	
		Rev. Date	2015-10-30	
		Rev.	NS3126-AS02	4/5

