

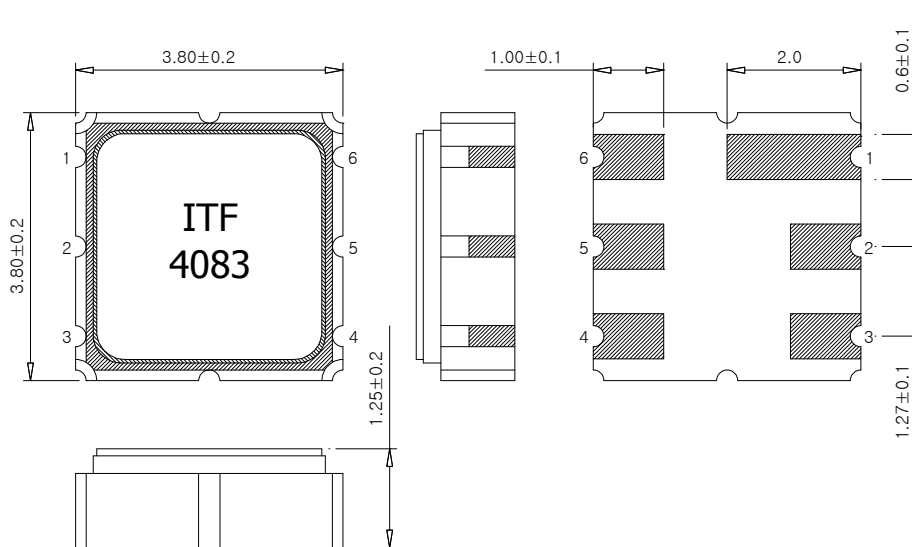
# SAW Bandpass Filter F4083



## Features

- RF bandpass filter
- No matching 50Ω single-ended operation
- Ceramic Surface Mounted Device Package ( 3.8 mm × 3.8 mm )
- RoHS Compliant

## Package Dimensions



Dimensions shown are nominal in millimeters

Body : Al<sub>2</sub>O<sub>3</sub> Ceramic

Lid : Kovar, Ni Plated

Terminations : Au plating 0.3 ~ 1.0 um, Over a 1.27 ~ 8.89 um Ni Plating

### Pin Configuration

2	Input
5	Output
1, 3, 4, 6	Ground

## Maximum Ratings

Parameter	Unit	Minimum	Typical	Maximum
Operating Temperature Range	℃	-40	25	85
Storage Temperature Range	℃	-40	25	85
Power Handling Capability	dBm	-	-	10

Electrostatics Sensitive Device (ESD)

	<b>ITF Co., Ltd.</b> 102-901, Bucheon Technopark 364, Samjeong-Dong, Ojeong-Gu, Bucheon-City, Gyeonggi-Do, Korea 421-809	Part No.	F4083	
		Rev. Date	2014-08-27	
		Rev.	AS01	1/7

# SAW Bandpass Filter F4083




## Specifications

Fc = 408 MHz

	Minimum	Typical	Maximum	Unit
Center Frequency ( Fc )	-	408	-	MHz
Insertion Loss (Fc+/- 6 MHz)	-	3.3	4.0	dB
Amplitude Ripple (Fc+/- 6 MHz)	-	2.0	2.5	dB
Relative Attenuation				
0.3 ~ 392 MHz	30	33	-	dB
417 ~ 418 MHz	10	15	-	
418 ~ 1500 MHz	25	30	-	
Input/Output Impedance	-	50	-	Ohms

### Notes :

- 1) All specifications are based on the matching schematic shown below, measured by Agilent Network analyzer and full 2 port calibration.
- 2) Electrical margin has been built into the design to account for the variations due to temperature drift and manufacturing tolerances

	<b>ITF Co., Ltd.</b> 102-901, Bucheon Technopark 364, Samjeong-Dong, Ojeong-Gu, Bucheon-City, Gyeonggi-Do, Korea 421-809	Part No.	F4083	
		Rev. Date	2014-08-27	
		Rev.	AS01	2/7

# SAW Bandpass Filter F4083



## Matching Schematic

( Actual matching values may vary due to PCB layout and parasitics )



## Marking Configuration

ITF <sup>1)</sup>

4083 <sup>2)</sup>

1) Manufacturer name

2) Marking Number

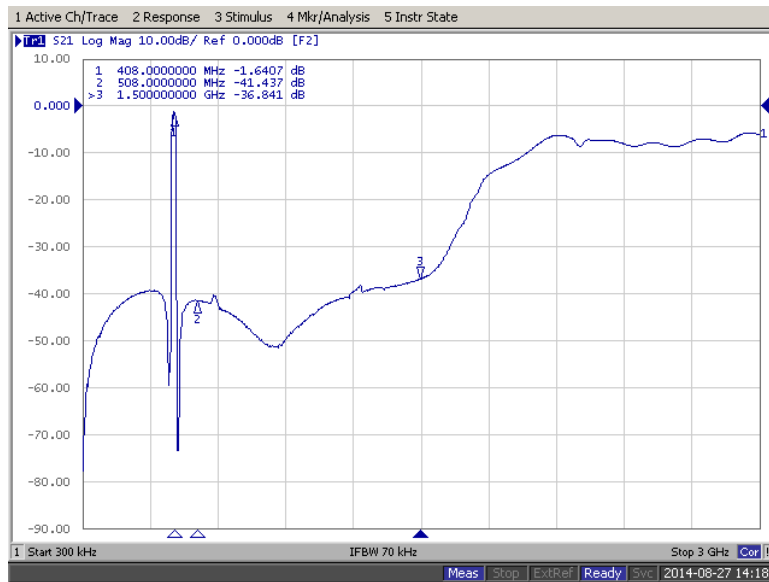
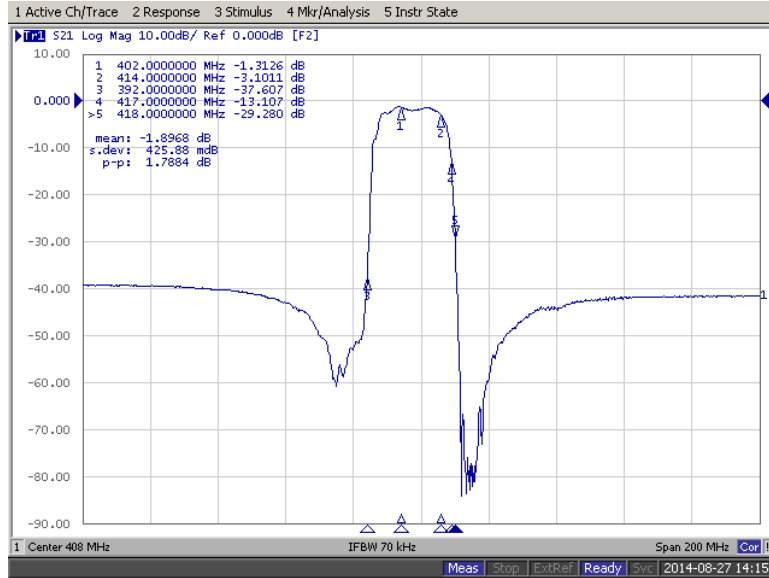
\* Ink or Laser Marking available

	<b>ITF Co., Ltd.</b> 102-901, Bucheon Technopark 364, Samjeong-Dong, Ojeong-Gu, Bucheon-City, Gyeonggi-Do, Korea 421-809	Part No.	F4083	
		Rev. Date	2014-08-27	
		Rev.	AS01	3/7

# SAW Bandpass Filter F4083



## Typical Performance ( at 25°C )

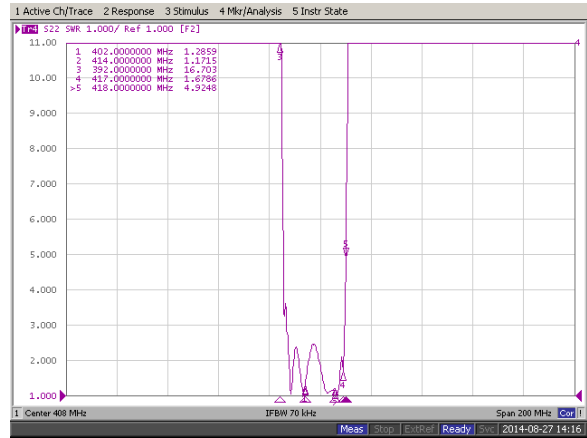
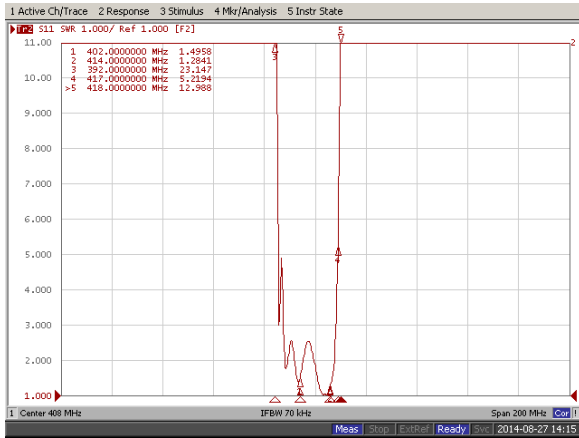


	<b>ITF Co., Ltd.</b> 102-901, Bucheon Technopark 364, Samjeong-Dong, Ojeong-Gu, Bucheon-City, Gyeonggi-Do, Korea 421-809	Part No.	F4083	
		Rev. Date	2014-08-27	
		Rev.	AS01	4/7

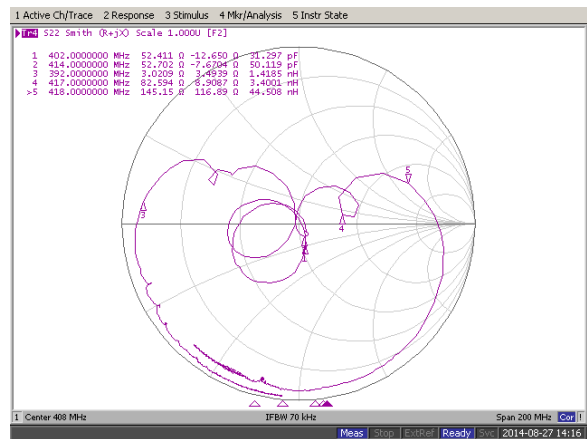
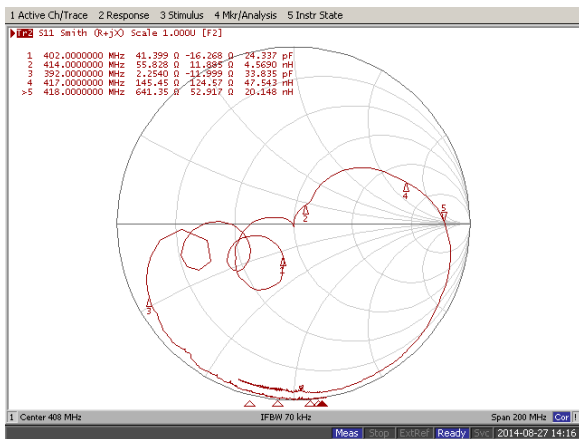
# SAW Bandpass Filter F4083



## Input / Output VSWR Charts



## Input / Output Smith Charts



**ITF Co., Ltd.**  
 102-901, Bucheon Technopark 364,  
 Samjeong-Dong, Ojeong-Gu, Bucheon-City,  
 Gyeonggi-Do, Korea 421-809

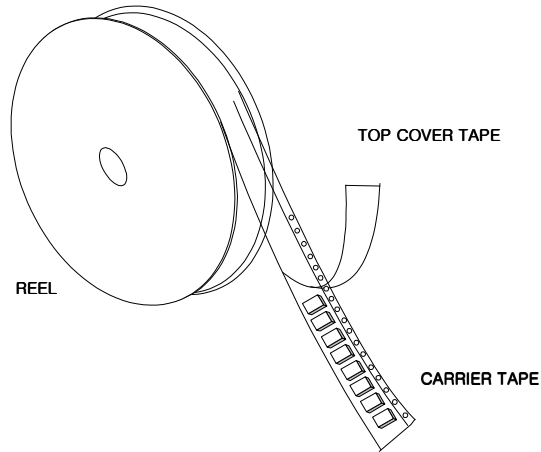
Part No.	F4083	
Rev. Date	2014-08-27	
Rev.	AS01	5/7

# SAW Bandpass Filter F4083



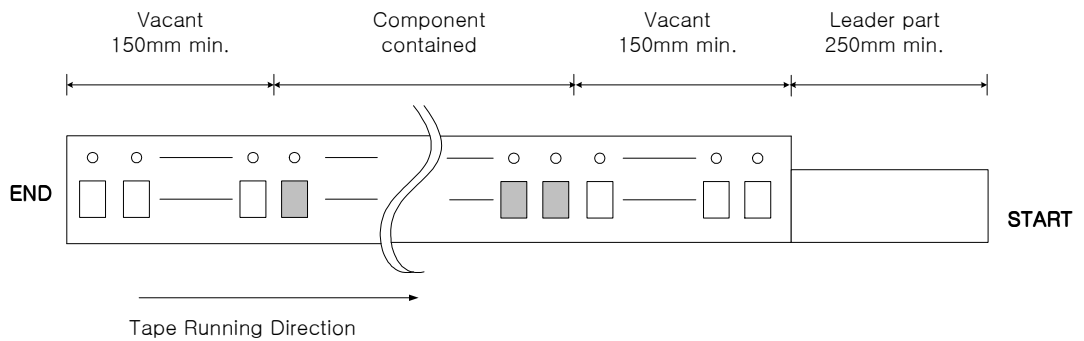
## Packing Specification

1. Reeling Quantity : 3000 pcs / 13" reel ( or 1000 pcs / 7" reel )
2. Taping Structure : The tape shall be wound around the reel in the direction shown below.



## Tape Specification

1. Leader part and vacant position specification

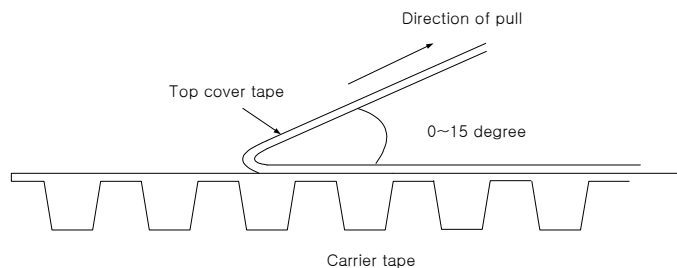


2. Tensile strength of carrier tape

4.4N/mm width

3. Top cover tape adhesion

- 1) pull off angle : 0~15°
- 2) speed : 300mm/min
- 3) force : 20~70g

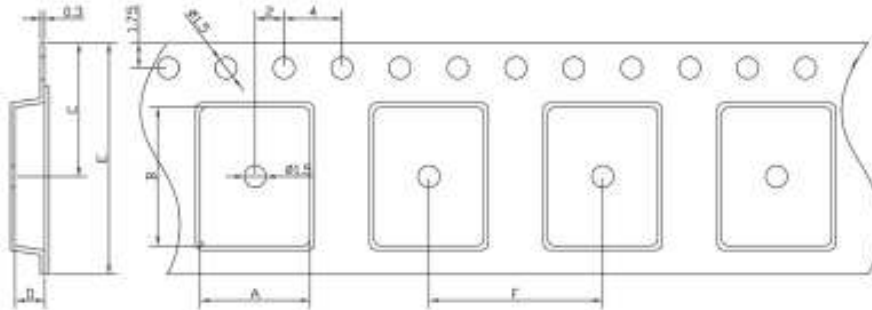


	<b>ITF Co., Ltd.</b> 102-901, Bucheon Technopark 364, Samjeong-Dong, Ojeong-Gu, Bucheon-City, Gyeonggi-Do, Korea 421-809	Part No.	F4083	
		Rev. Date	2014-08-27	
		Rev.	AS01	6/7

# SAW Bandpass Filter F4083

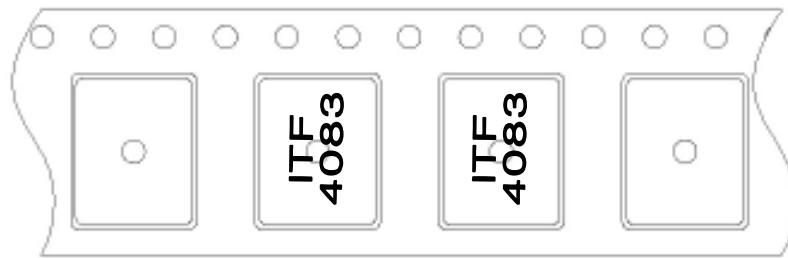


## Carrier Tape Dimensions [unit : mm]



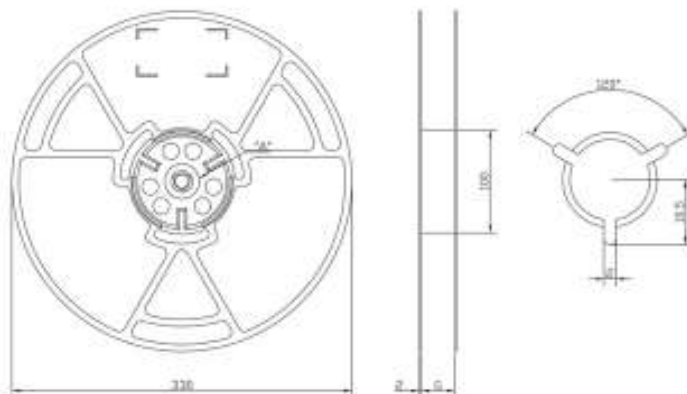
A	4.30 ± 0.1
B	4.30 ± 0.1
C	7.25 ± 0.1
D	1.70 ± 0.1
E	12.00 ± 0.1
F	8.00 ± 0.1

## Part Direction



Tape Running Direction

## Reel Dimensions [unit : mm]



G = 12.40 mm

	<b>ITF Co., Ltd.</b> 102-901, Bucheon Technopark 364, Samjeong-Dong, Ojeong-Gu, Bucheon-City, Gyeonggi-Do, Korea 421-809	Part No.	F4083	
		Rev. Date	2014-08-27	
		Rev.	AS01	7/7