

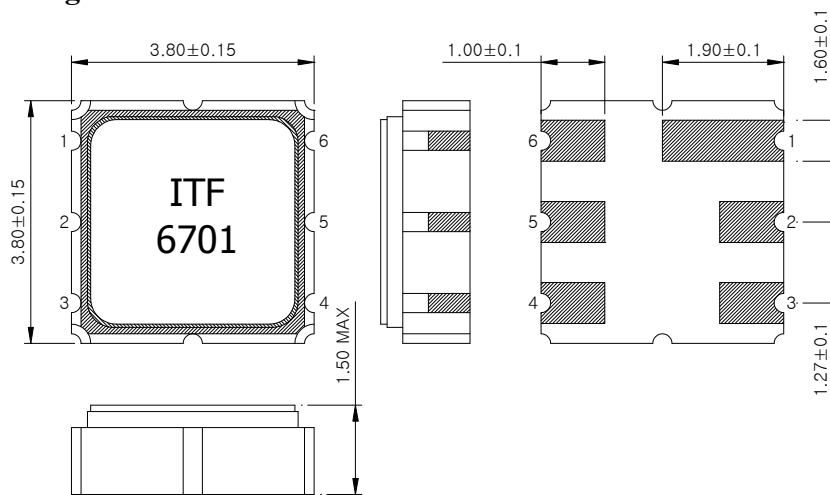
SAW Bandpass Filter F6701



Features

- RF bandpass filter
- High attenuation
- No matching 50Ω single-ended operation
- Ceramic Surface Mounted Device (SMD) Package
- Rohs Compliant

Package Dimensions



Dimensions shown are nominal in millimeters

Body : Al₂O₃ Ceramic

Lid : Kovar, Ni Plated

Terminations : Au plating 0.3 ~ 1.0 um, Over a 1.27 ~ 8.89 um
Ni Plating

Pin Configuration	
2	Input
5	Output
1, 3, 4, 6	Case ground

Maximum Ratings

Parameter	Unit	Minimum	Typical	Maximum
Operating Temperature Range	°C	-40	25	85
Storage Temperature Range	°C	-40	25	85
Power Handling Capability	dBm	-	-	10

Electrostatics Sensitive Device (ESD)

	ITF Co., Ltd. 102-901, Bucheon Technopark 364, Samjeong-Dong, Ojeong-Gu, Bucheon-City, Gyeonggi-Do, Korea 421-809	Part No.	F6701	
		Rev. Date	2014-12-09	
		Rev.	NSNI05-AS03	1/8

SAW Bandpass Filter F6701




Specifications

Fc = 670.0MHz

		Minimum	Typical	Maximum
Center Frequency (Fc)	MHz	-	670	-
Insertion Loss (668~672 MHz)	dB	-	2.5	4.0
Amplitude Ripple (668~672 MHz)	dBp-p	-	0.5	1.0
Absolute Group Delay at Fc	nsec	-	100	-
Group Delay Variation (668~672 MHz)	nsec	-	50	-
VSWR (668~672 MHz)		-	1.5	2.0
Relative Attenuation 0.3MHz ~ 652 MHz 691 MHz ~ 1140 MHz 1140 MHz ~ 1500 MHz 1500 MHz ~ 2500 MHz	dB	40 40 35 30	50 50 40 48	-
Input/Output Impedance	Ohma	-	50	-

Notes :

- 1) All specifications are based on the matching schematic shown below, measured by Agilent Network analyzer and full 2 port calibration.
- 2) Electrical margin has been built into the design to account for the variations due to temperature drift and manufacturing tolerances
- 3) All attenuation measurements are measured relative to insertion loss


 Integrated Technology Future	ITF Co., Ltd. 102-901, Bucheon Technopark 364, Samjeong-Dong, Ojeong-Gu, Bucheon-City, Gyeonggi-Do, Korea 421-809	Part No.	F6701	
		Rev. Date	2014-12-09	
		Rev.	NSNI05-AS03	2/8

SAW Bandpass Filter F6701



Matching Schematic


(Actual matching values may vary due to PCB layout and parasitics)



Marking Configuration

ITF¹⁾
6701²⁾

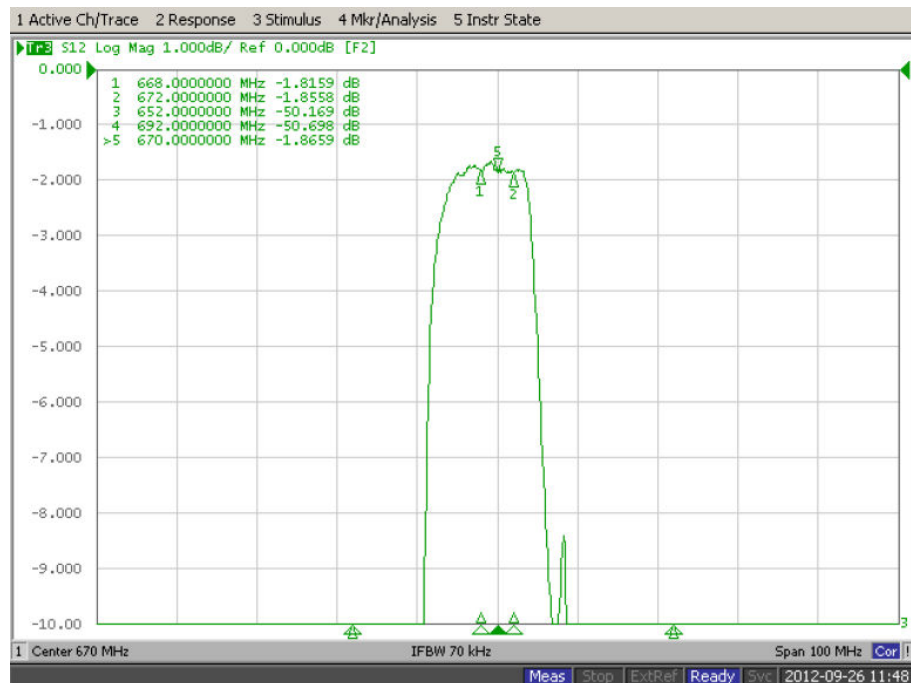
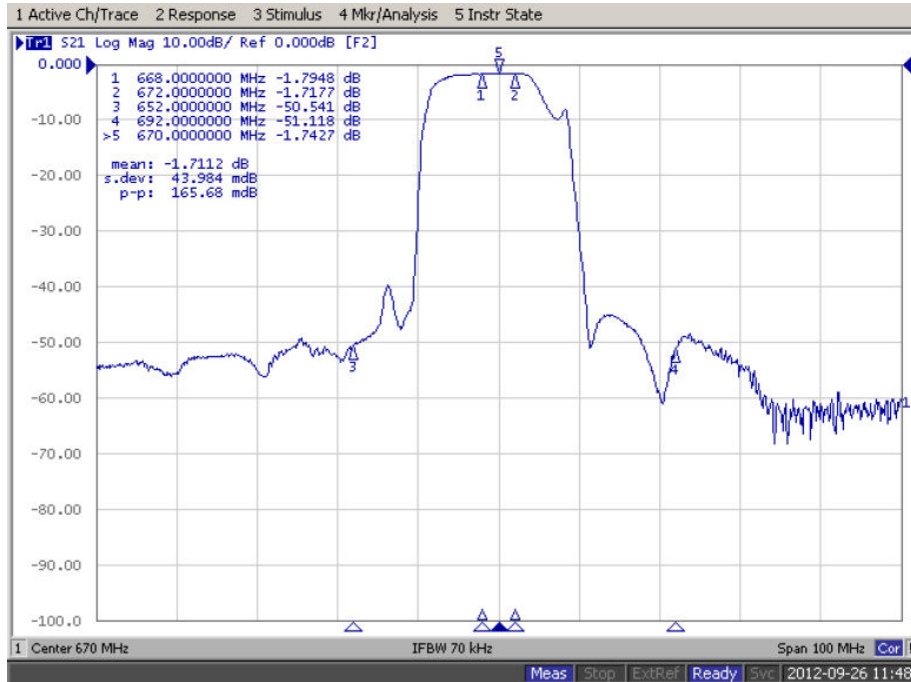
- 1) Manufacturer name
- 2) Marking Number

 Integrated Technology Future	ITF Co., Ltd. 102-901, Bucheon Technopark 364, Samjeong-Dong, Ojeong-Gu, Bucheon-City, Gyeonggi-Do, Korea 421-809	Part No.	F6701	
		Rev. Date	2014-12-09	
		Rev.	NSNI05-AS03	3/8

SAW Bandpass Filter F6701



Typical Performance (at 25°C)



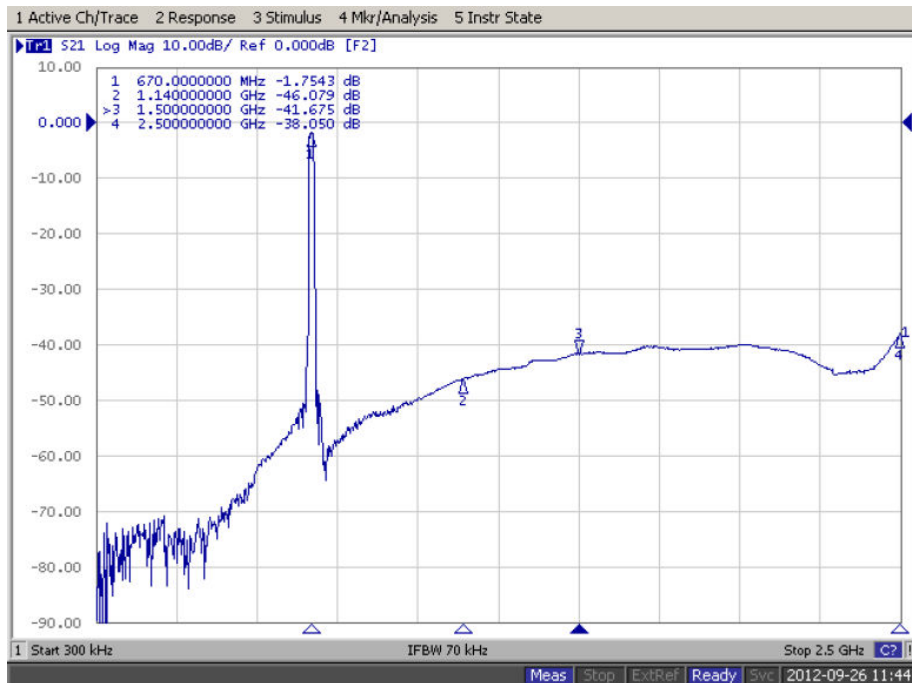
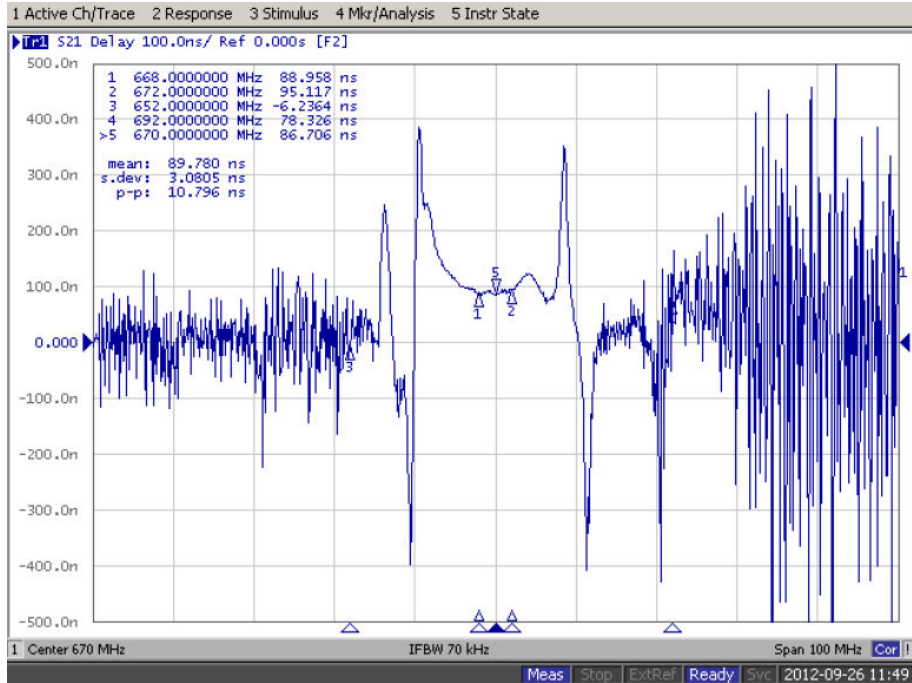
ITF Co., Ltd.
 102-901, Bucheon Technopark 364,
 Samjeong-Dong, Ojeong-Gu, Bucheon-City,
 Gyeonggi-Do, Korea 421-809

Part No.	F6701	
Rev. Date	2014-12-09	
Rev.	NSNI05-AS03	4/8

SAW Bandpass Filter F6701



Typical Performance (at 25°C)

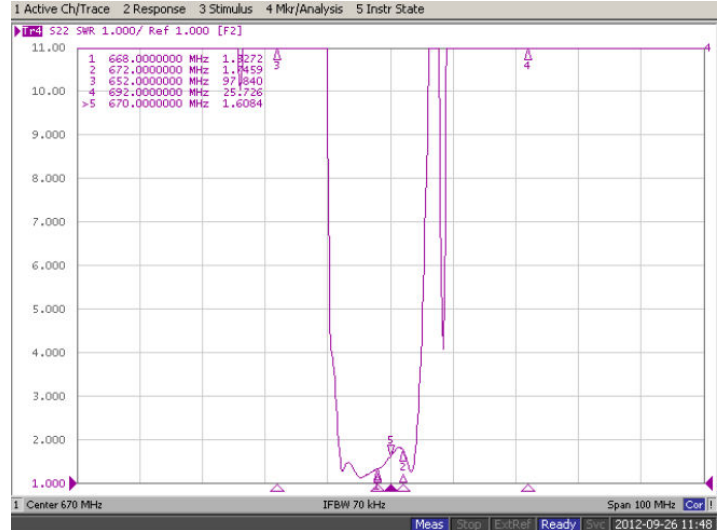
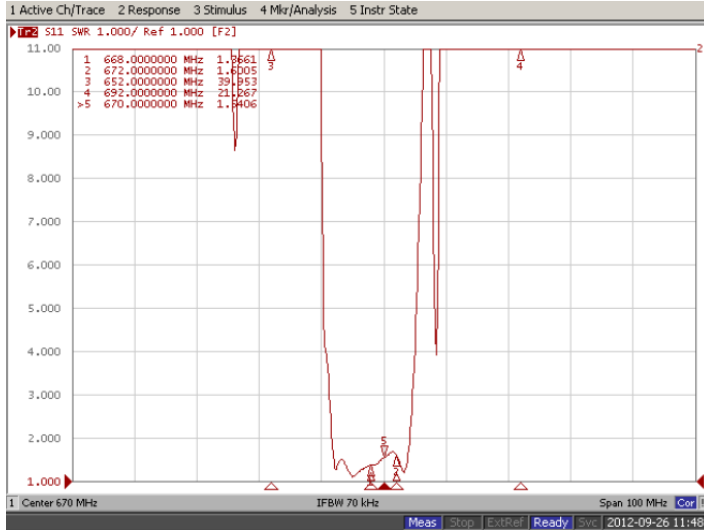


	ITF Co., Ltd. 102-901, Bucheon Technopark 364, Samjeong-Dong, Ojeong-Gu, Bucheon-City, Gyeonggi-Do, Korea 421-809	Part No.	F6701	
		Rev. Date	2014-12-09	
		Rev.	NSNI05-AS03	5/8

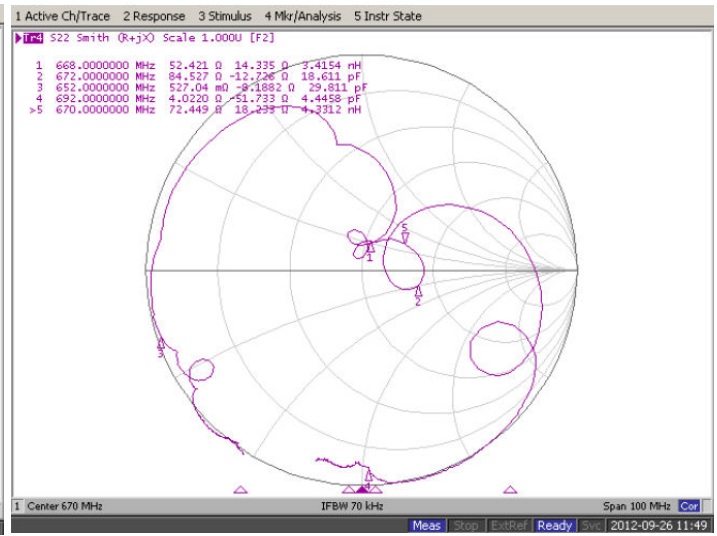
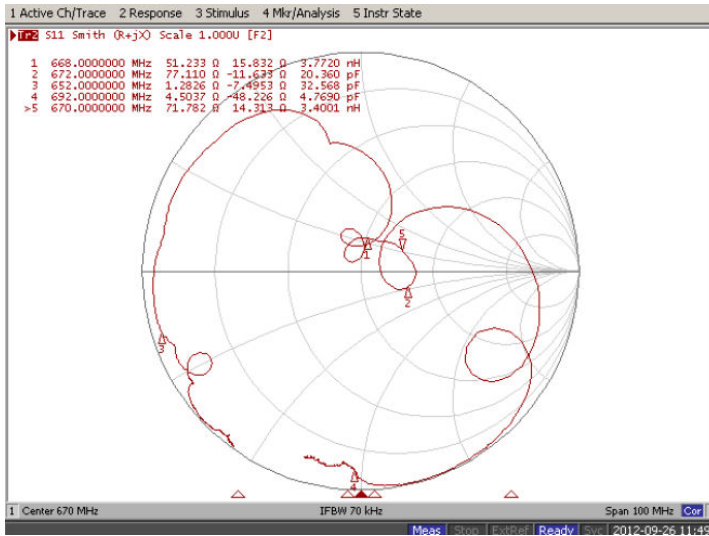
SAW Bandpass Filter F6701



Input / Output VSWR Charts



Input / Output Smith Charts



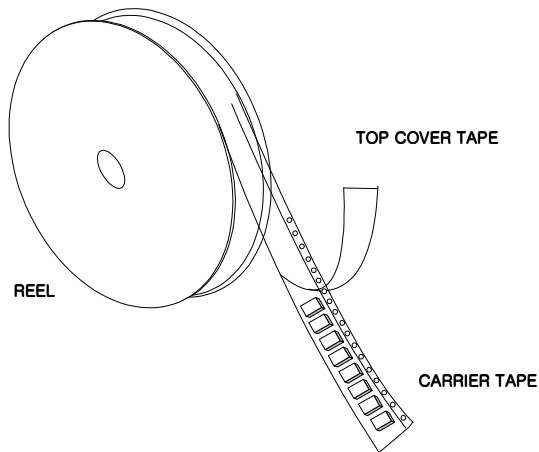
	ITF Co., Ltd. 102-901, Bucheon Technopark 364, Samjeong-Dong, Ojeong-Gu, Bucheon-City, Gyeonggi-Do, Korea 421-809	Part No.	F6701	
		Rev. Date	2014-12-09	
		Rev.	NSNI05-AS03	6/8

SAW Bandpass Filter F6701



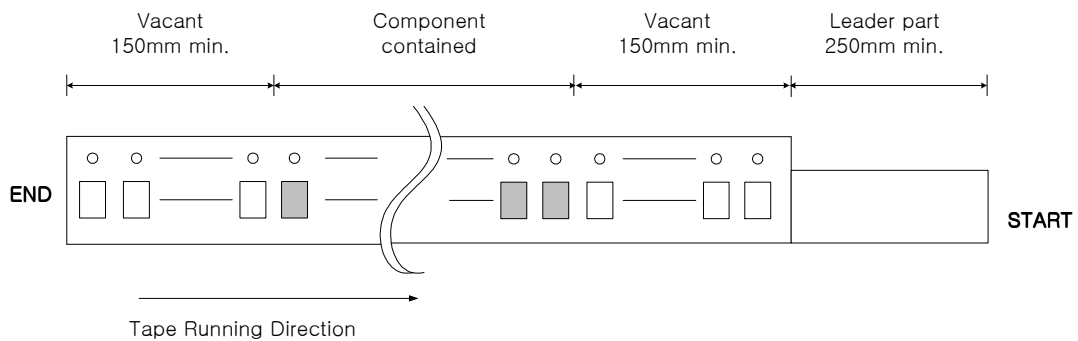
Packing Specification

1. Reeling Quantity : 1000 pcs / reel
2. Taping Structure : The tape shall be wound around the reel in the direction shown below.



Tape Specification

1. Leader part and vacant position specification

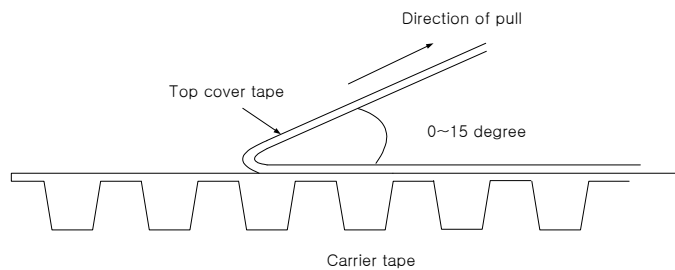


2. Tensile strength of carrier tape

4.4N/mm width

3. Top cover tape adhesion

- 1) pull off angle : 0~15°
- 2) speed : 300mm/min
- 3) force : 20~70g

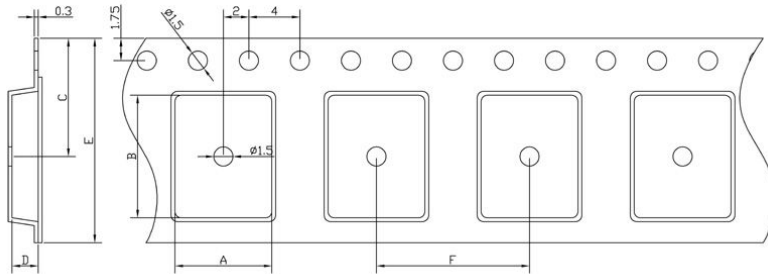


	ITF Co., Ltd. 102-901, Bucheon Technopark 364, Samjeong-Dong, Ojeong-Gu, Bucheon-City, Gyeonggi-Do, Korea 421-809	Part No.	F6701	
		Rev. Date	2014-12-09	
		Rev.	NSNI05-AS03	7/8

SAW Bandpass Filter F6701

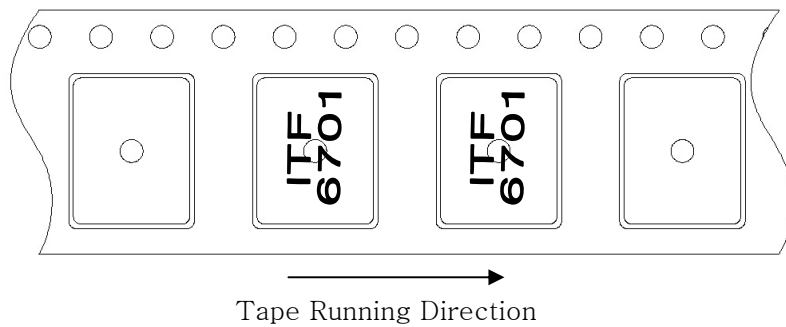


Carrier Tape Dimensions [unit : mm]

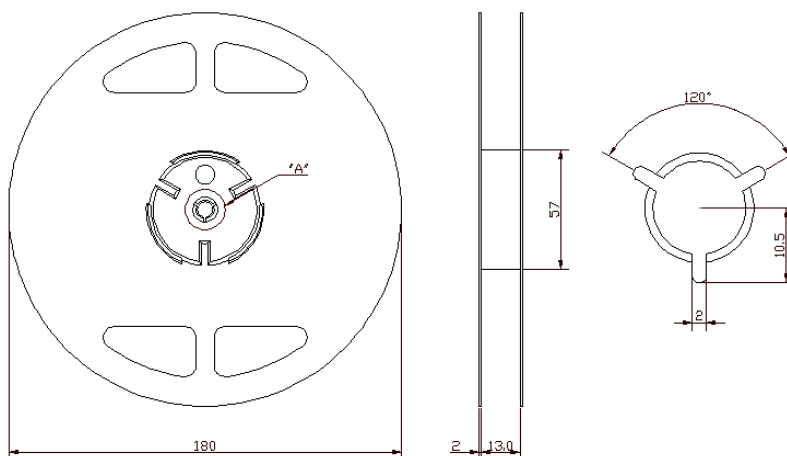



A	4.30 ± 0.1
B	4.30 ± 0.1
C	7.25 ± 0.1
D	1.70 ± 0.1
E	12.00 ± 0.1
F	8.00 ± 0.1

Part Direction



Reel Dimensions [unit : mm]



	ITF Co., Ltd. 102-901, Bucheon Technopark 364, Samjeong-Dong, Ojeong-Gu, Bucheon-City, Gyeonggi-Do, Korea 421-809	Part No.	F6701	
		Rev. Date	2014-12-09	
		Rev.	NSNI05-AS03	8/8