

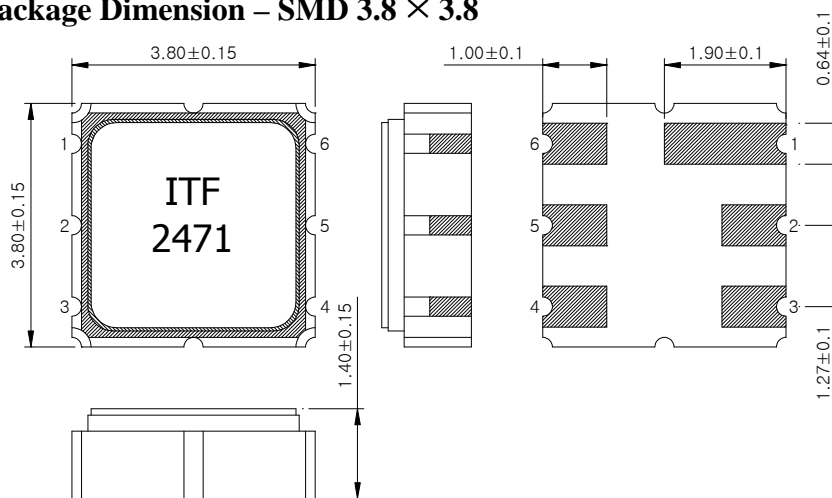
SAW Bandpass Filter F2471



Features

- Narrow bandpass filter
- High attenuation
- Matching 50Ω single-ended operation
- Ceramic Surface Mounted Device (SMD) Package (3.8 mm * 3.8 mm)
- RoHS Compliant

Package Dimension – SMD 3.8 × 3.8



Dimensions shown are nominal in millimeters

Body : Al₂O₃ Ceramic

Lid : Kovar, Ni Plated

Terminations : Au plating 0.3 ~ 1.0 um, Over a 1.27 ~ 8.89 um
Ni Plating

Pin Configuration	
2	Input
5	Output
1, 3, 4, 6	Case ground

Maximum Ratings

Parameter	Unit	Minimum	Typical	Maximum
Operating Temperature Range	℃	-40	25	85
Storage Temperature Range	℃	-45	25	85
Power Handling Capability	dBm		10	

Electrostatics Sensitive Device (ESD)

	ITF Co., Ltd. 102-901, Bucheon Technopark 364, Samjeong-Dong, Ojeong-Gu, Bucheon-City, Gyeonggi-Do, Korea 421-809	Part No.	F2471	
		Rev. Date	2013-09-13	
		Rev.	NSMD01-AS03	1/7

SAW Bandpass Filter F2471



Specifications

Fc = 247.45 MHz


Terminating source impedance : 50Ω

Terminating load impedance : 50Ω

	Minimum	Typical	Maximum	Unit
Center Frequency (Fc)	-	247.45	-	MHz
Insertion Loss	-	-	5.0	dB
3dB Bandwidth	-	280	-	KHz
Absolute Group Delay at Fc	-	1.4	-	usec
Attenuation				
Fc +/- 600 KHz	20	-	-	dB
Fc +/- 1.2 MHz	34	-	-	
Fc +/- 21.6 MHz	45	-	-	
Temperature Range (Operational)	-40	25	85	°C
Input/Output Impedance		50		Ohms

Notes :

- 1) All specifications are based on the matching schematic shown below, measured by Agilent Network analyzer and full 2 port calibration.
- 2) Electrical margin has been built into the design to account for the variations due to temperature drift and manufacturing tolerances

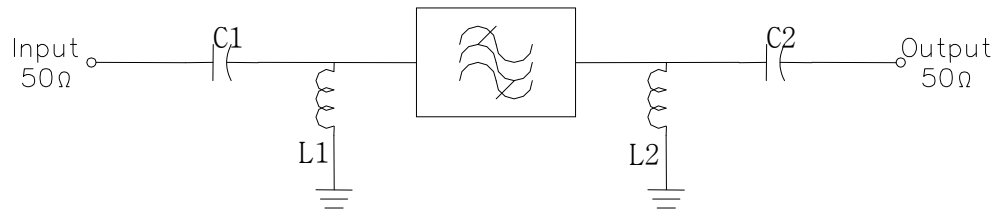
 Integrated Technology Future	ITF Co., Ltd. 102-901, Bucheon Technopark 364, Samjeong-Dong, Ojeong-Gu, Bucheon-City, Gyeonggi-Do, Korea 421-809	Part No.	F2471	
		Rev. Date	2013-09-13	
		Rev.	NSMD01-AS03	2/7

SAW Bandpass Filter F2471



Matching Schematic

(Actual matching values may vary due to PCB layout and parasitics)



C1= 3.9pF , C2=3.9pF ,

L1=L2=68nH

Marking Configuration


ITF ¹⁾

2471 ²⁾

1) Manufacturer name

2) Marking Number

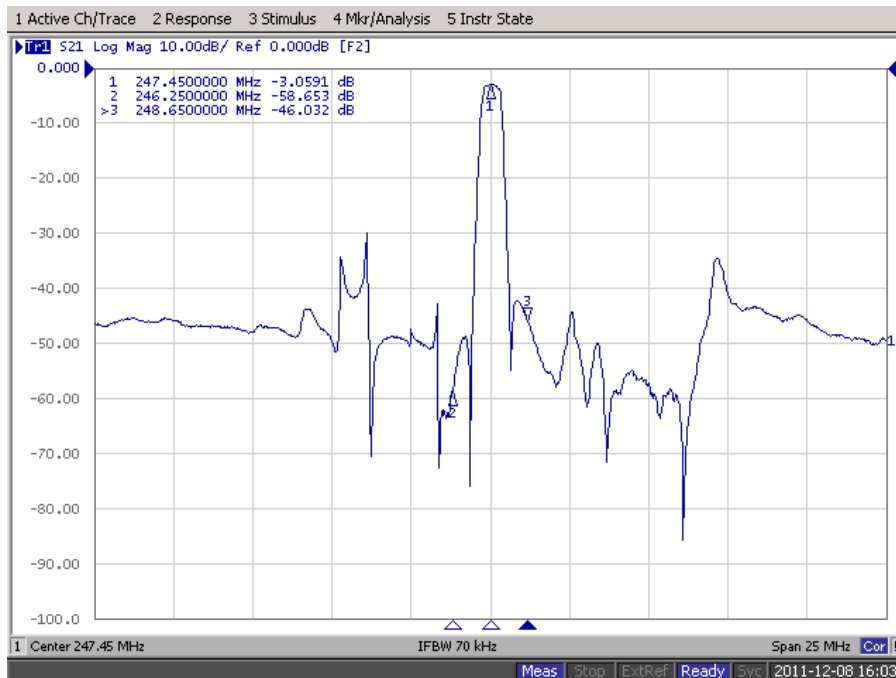
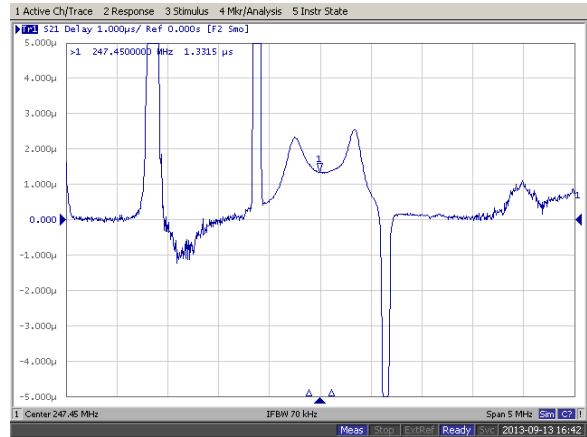
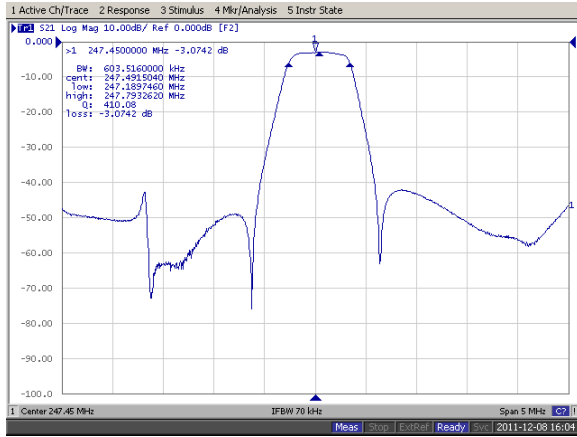
* Ink or Laser Marking available

 Integrated Technology Future	ITF Co., Ltd. 102-901, Bucheon Technopark 364, Samjeong-Dong, Ojeong-Gu, Bucheon-City, Gyeonggi-Do, Korea 421-809	Part No.	F2471	
		Rev. Date	2013-09-13	
		Rev.	NSMD01-AS03	3/7

SAW Bandpass Filter F2471



Typical Performance (at 25°C)



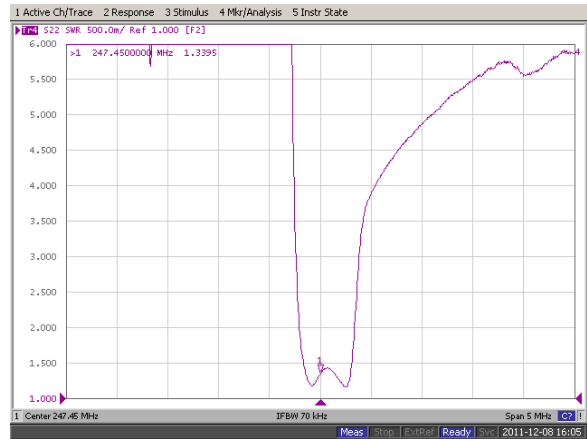
ITF Co., Ltd.
 102-901, Bucheon Technopark 364,
 Samjeong-Dong, Ojeong-Gu, Bucheon-City,
 Gyeonggi-Do, Korea 421-809

Part No.	F2471	
Rev. Date	2013-09-13	
Rev.	NSMD01-AS03	4/7

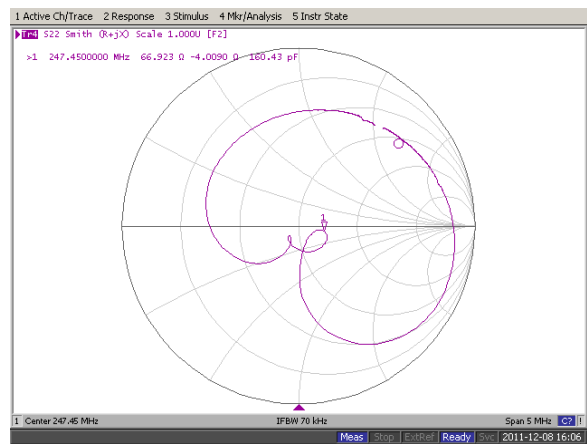
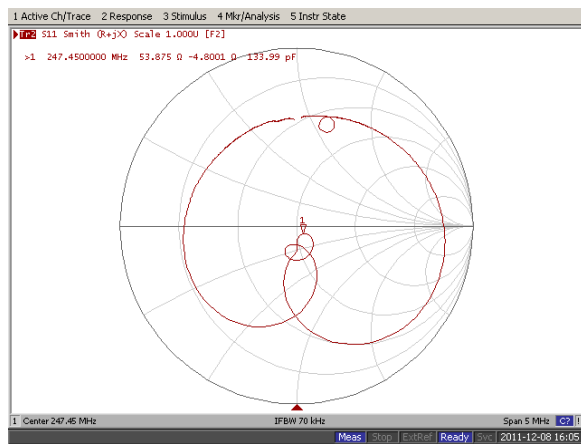
SAW Bandpass Filter F2471



Input / Output VSWR Charts



Input / Output Smith Charts



ITF Co., Ltd.
 102-901, Bucheon Technopark 364,
 Samjeong-Dong, Ojeong-Gu, Bucheon-City,
 Gyeonggi-Do, Korea 421-809

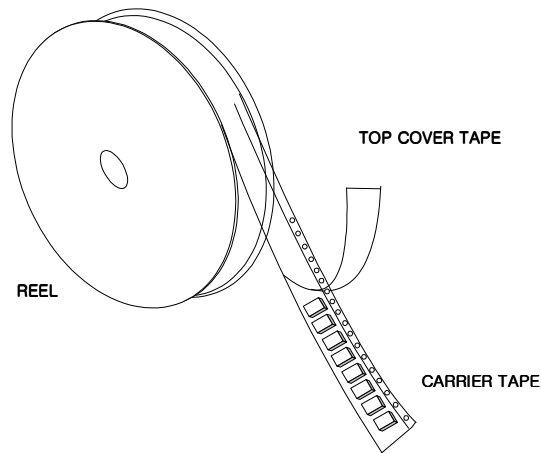
Part No.	F2471	
Rev. Date	2013-09-13	
Rev.	NSMD01-AS03	5/7

SAW Bandpass Filter F2471



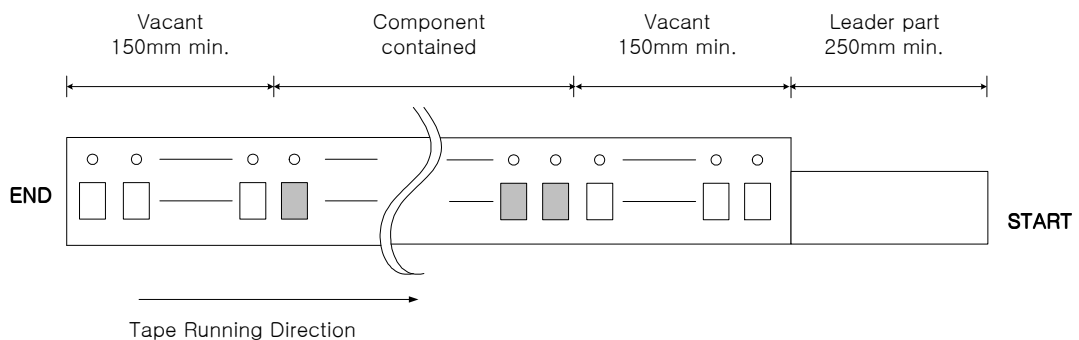
Packing Specification

1. Reeling Quantity : 3000 pcs / 13" reel (or 1000 pcs / 7" reel)
2. Taping Structure : The tape shall be wound around the reel in the direction shown below.



Tape Specification

1. Leader part and vacant position specification

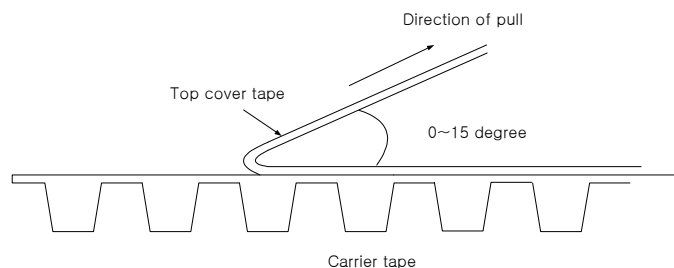


2. Tensile strength of carrier tape

4.4N/mm width

3. Top cover tape adhesion

- 1) pull off angle : 0~15°
- 2) speed : 300mm/min
- 3) force : 20~70g

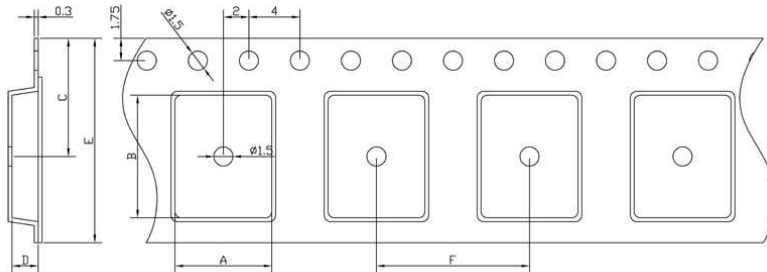


	ITF Co., Ltd. 102-901, Bucheon Technopark 364, Samjeong-Dong, Ojeong-Gu, Bucheon-City, Gyeonggi-Do, Korea 421-809	Part No.	F2471	
		Rev. Date	2013-09-13	
		Rev.	NSMD01-AS03	6/7

SAW Bandpass Filter F2471

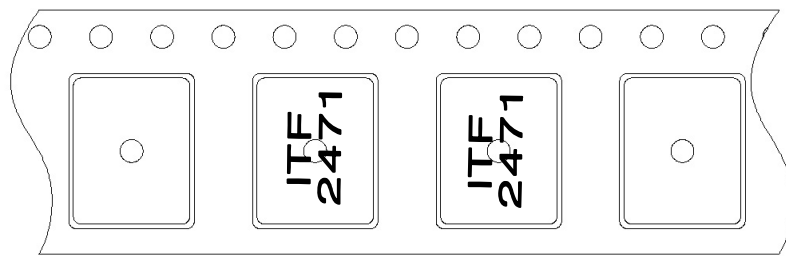


Carrier Tape Dimensions [unit : mm]



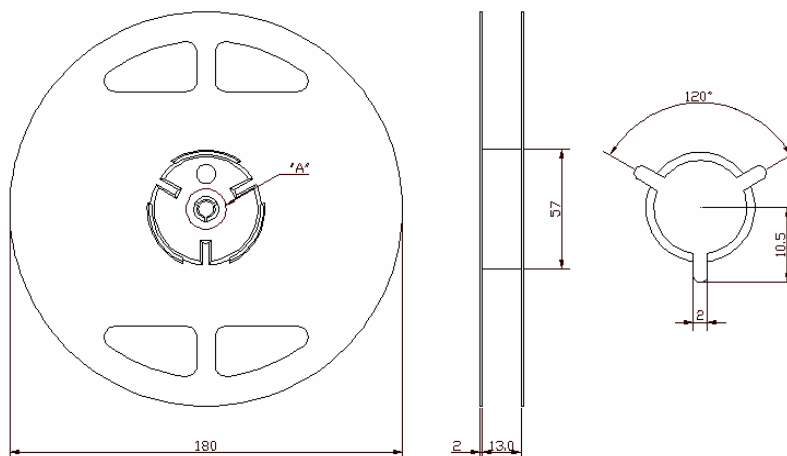
A	4.30 ± 0.1
B	4.30 ± 0.1
C	7.25 ± 0.1
D	1.70 ± 0.1
E	12.00 ± 0.1
F	8.00 ± 0.1


Part Direction



→
Tape Running Direction

Reel Dimensions [unit : mm]



 Integrated Technology Future	ITF Co., Ltd. 102-901, Bucheon Technopark 364, Samjeong-Dong, Ojeong-Gu, Bucheon-City, Gyeonggi-Do, Korea 421-809	Part No.	F2471	
		Rev. Date	2013-09-13	
		Rev.	NSMD01-AS03	7/7