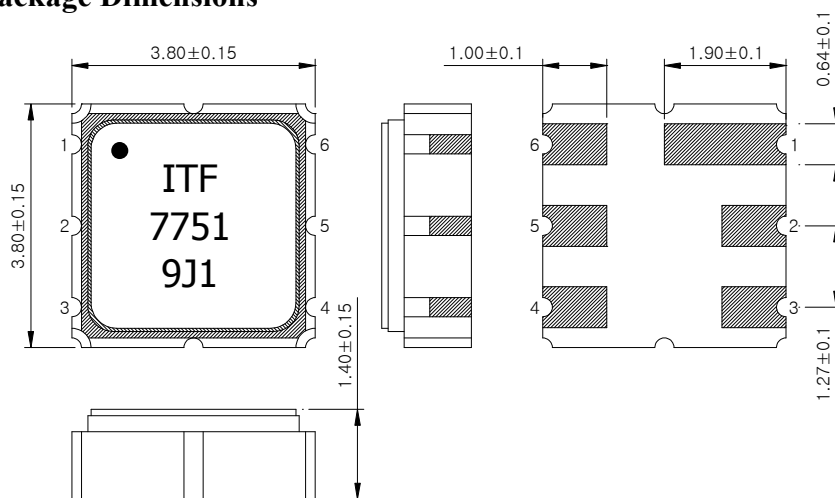


SAW Bandpass Filter F7751

Features

- RF bandpass filter
- High attenuation
- Usable bandwidth 19MHz
- No matching 50Ω single-ended operation
- Ceramic Surface Mounted Device (SMD) Package
- RoHS Compliant

Package Dimensions



Dimensions shown are nominal in millimeters

Body : Al₂O₃ Ceramic

Lid : Kovar, Ni Plated

Terminations : Au plating 0.3 ~ 1.0 um, Over a 1.27 ~ 8.89 um
Ni Plating


Pin Configuration

2	Input
5	Output
1, 3, 4, 6	Case ground

Maximum Ratings

Parameter	Unit	Minimum	Typical	Maximum
Operating Temperature Range	℃	-40	25	85
Storage Temperature Range	℃	-40	25	85
Power Handling Capability	dBm		0	

Electrostatics Sensitive Device (ESD)

	ITF Co., Ltd. 102-901, Bucheon Technopark 364, Samjeong-Dong, Ojeong-Gu, Bucheon-City, Gyeonggi-Do, Korea 421-809	Part No.	F7751	
		Rev. Date	2009-10-20	
		Rev.	NS9003-AS01	1/7

SAW Bandpass Filter F7751

Specifications

$F_c = 775.5 \text{ MHz}$


Terminating source impedance : 50Ω

Terminating load impedance : 50Ω

	Minimum	Typical	Maximum	Unit
Center Frequency (F_c)	-	775.5	-	MHz
Insertion Loss (In $F_c \pm 9.5 \text{ MHz}$)	-	3.5	4.0	dB
Amplitude Ripple (In $F_c \pm 9.5 \text{ MHz}$)	-	1.0	2.0	dBp-p
Group Delay Variation (In $F_c \pm 9.5 \text{ MHz}$)	-	30	-	nsec
VSWR (In $F_c \pm 9.5 \text{ MHz}$)	-	1.5	2.0	
Relative Attenuation ... ~ $F_c - 35 \text{ MHz}$ $F_c + 70 \text{ MHz}$ ~ ...	45.0 45.0	50.0 50.0	- -	dB
Temperature Coefficient of Frequency	-	- 80	-	ppm/ $^{\circ}\text{C}$

Notes :

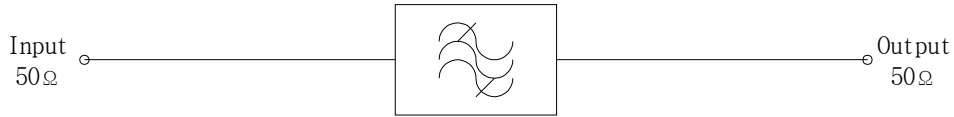
- 1) All specifications are based on the matching schematic shown below, measured by Agilent Network analyzer and full 2 port calibration.
- 2) Electrical margin has been built into the design to account for the variations due to temperature drift and manufacturing tolerances
- 3) All attenuation measurements are measured relative to insertion loss

	ITF Co., Ltd. 102-901, Bucheon Technopark 364, Samjeong-Dong, Ojeong-Gu, Bucheon-City, Gyeonggi-Do, Korea 421-809	Part No.	F7751	
		Rev. Date	2009-10-20	
		Rev.	NS9003-AS01	2/7

SAW Bandpass Filter F7751

Matching Schematic

(Actual matching values may vary due to PCB layout and parasitics)




Marking Configuration

- 1)
●
- ITF²⁾
- 7751³⁾
- 9J1⁴⁾

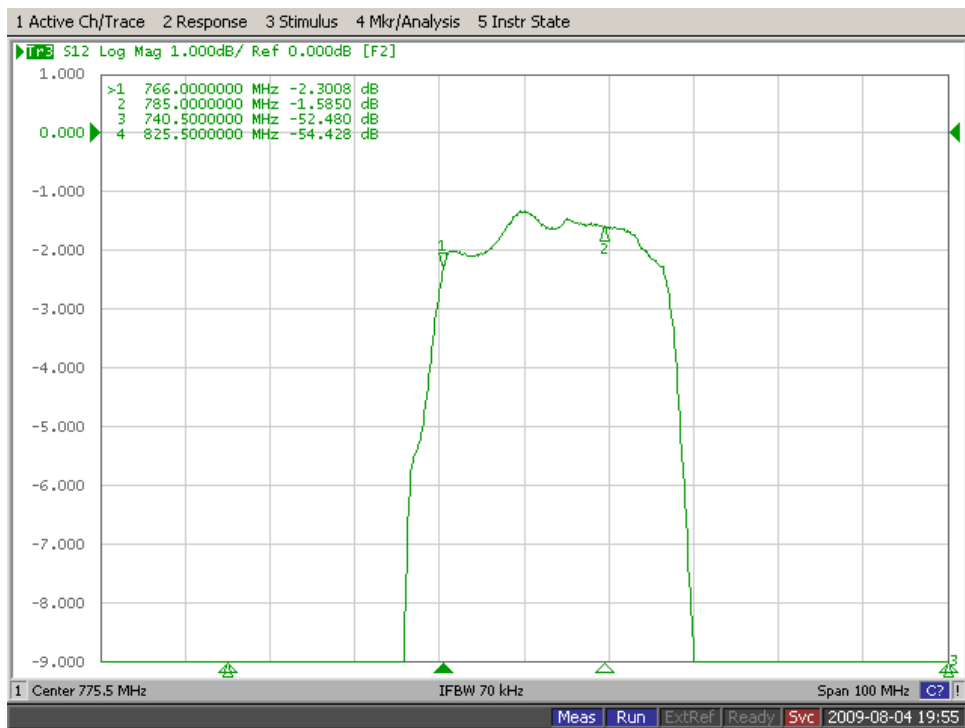
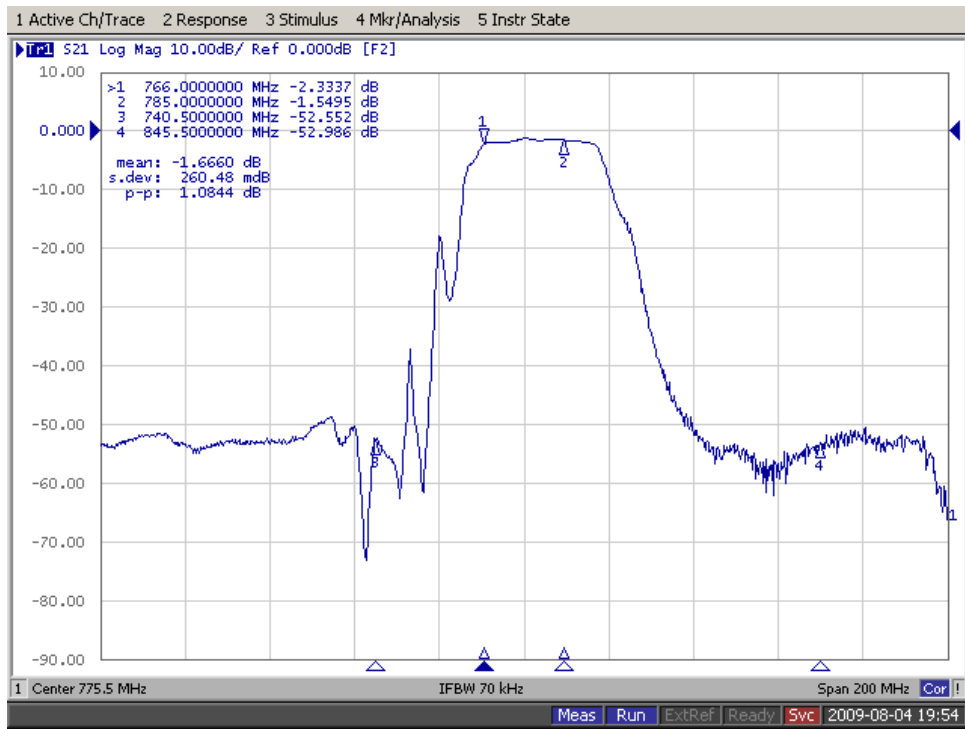
- 1) Pad Number 1 Index
- 2) Manufacturer name
- 3) Marking Number
- 4) Lot Number

* Ink or Laser Marking available

	ITF Co., Ltd. 102-901, Bucheon Technopark 364, Samjeong-Dong, Ojeong-Gu, Bucheon-City, Gyeonggi-Do, Korea 421-809	Part No.	F7751	
		Rev. Date	2009-10-20	
		Rev.	NS9003-AS01	3/7

SAW Bandpass Filter F7751

Typical Performance (at 25°C)

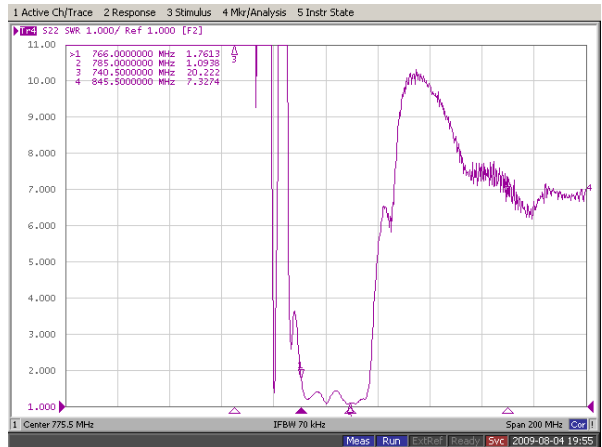
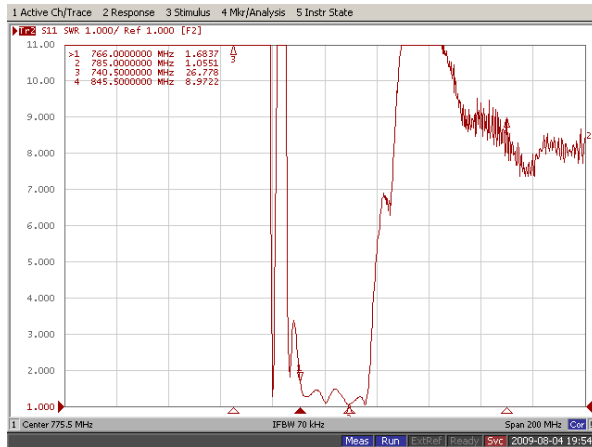


ITF Co., Ltd.
102-901, Bucheon Technopark 364,
Samjeong-Dong, Ojeong-Gu, Bucheon-City,
Gyeonggi-Do, Korea 421-809

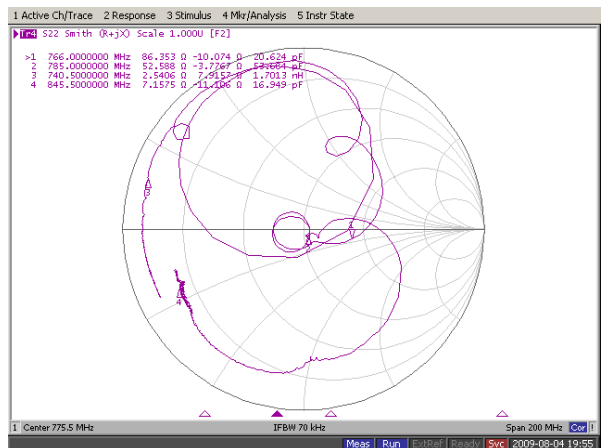
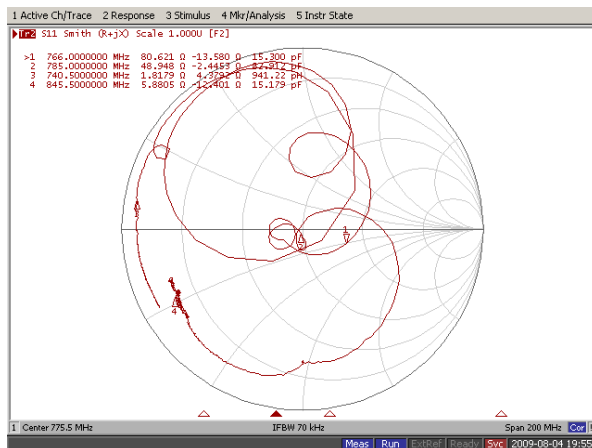
Part No.	F7751	
Rev. Date	2009-10-20	
Rev.	NS9003-AS01	4/7

SAW Bandpass Filter F7751

Input / Output VSWR Charts



Input / Output Smith Charts



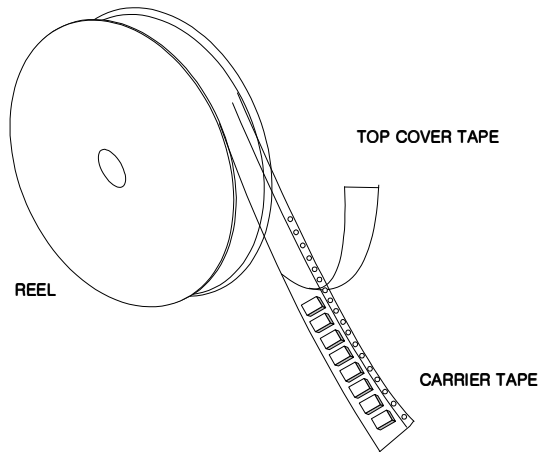
ITF Co., Ltd.
 102-901, Bucheon Technopark 364,
 Samjeong-Dong, Ojeong-Gu, Bucheon-City,
 Gyeonggi-Do, Korea 421-809

Part No.	F7751	
Rev. Date	2009-10-20	
Rev.	NS9003-AS01	5/7

SAW Bandpass Filter F7751

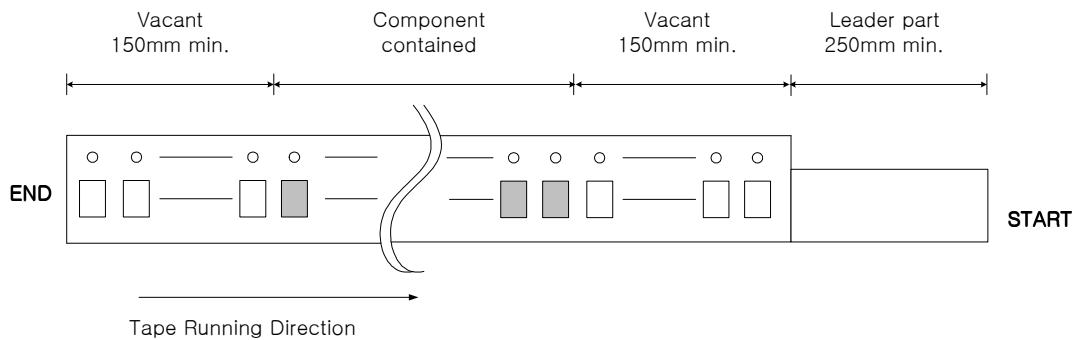
Packing Specification

1. Reeling Quantity : 3000 pcs / 13" reel (or 1000 pcs / 7" reel)
2. Taping Structure : The tape shall be wound around the reel in the direction shown below.



Tape Specification

1. Leader part and vacant position specification

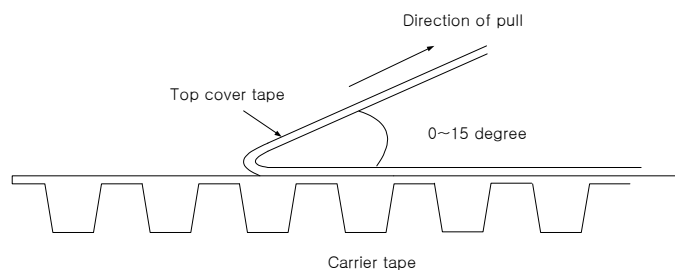



2. Tensile strength of carrier tape

4.4N/mm width

3. Top cover tape adhesion

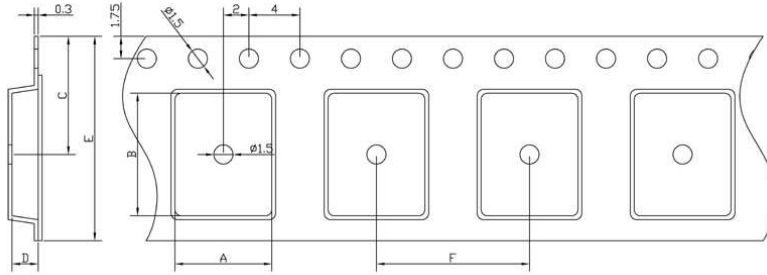
- 1) pull off angle : 0~15°
- 2) speed : 300mm/min
- 3) force : 20~70g



	ITF Co., Ltd. 102-901, Bucheon Technopark 364, Samjeong-Dong, Ojeong-Gu, Bucheon-City, Gyeonggi-Do, Korea 421-809	Part No.	F7751	
		Rev. Date	2009-10-20	
		Rev.	NS9003-AS01	6/7

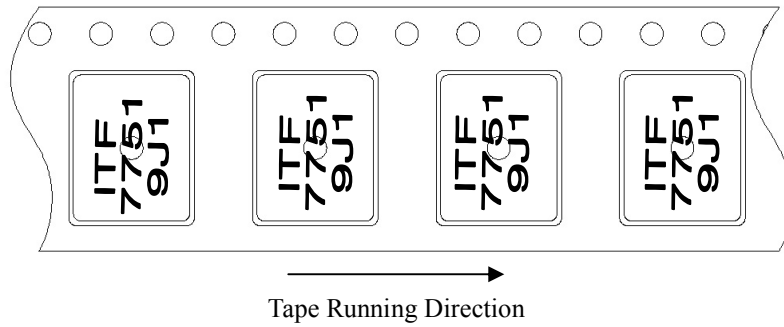
SAW Bandpass Filter F7751

Carrier Tape Dimensions [unit : mm]

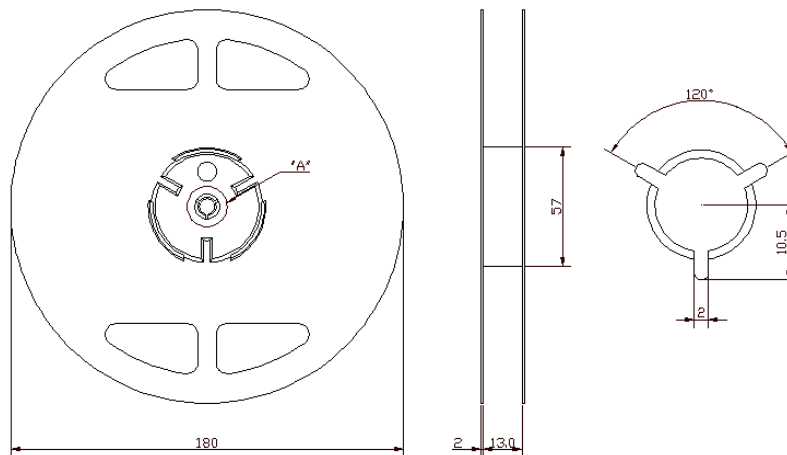



A	4.30 ± 0.1
B	4.30 ± 0.1
C	7.25 ± 0.1
D	1.70 ± 0.1
E	12.00 ± 0.1
F	8.00 ± 0.1

Part Direction



Reel Dimensions [unit : mm]



 Integrated Technology Future	ITF Co., Ltd. 102-901, Bucheon Technopark 364, Samjeong-Dong, Ojeong-Gu, Bucheon-City, Gyeonggi-Do, Korea 421-809	Part No.	F7751	
		Rev. Date	2009-10-20	
		Rev.	NS9003-AS01	7/7