

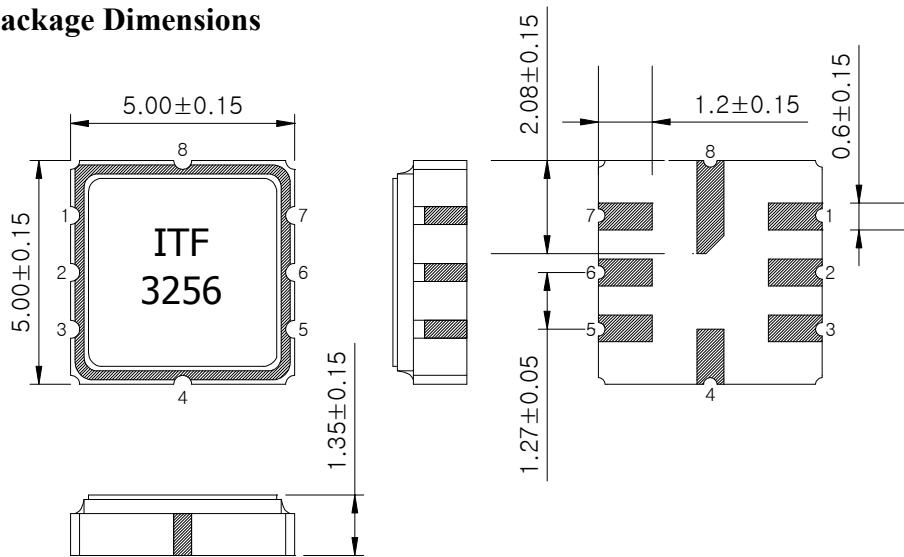
SAW Bandpass Filter F3256



Features

- RF bandpass filter
- High attenuation
- Usable bandwidth 6.6MHz
- No matching 50Ω single-ended operation
- Ceramic Surface Mounted Device (SMD) Package

Package Dimensions



Dimensions shown are nominal in millimeters

Body : Al₂O₃ Ceramic

Lid : Kovar, Ni Plated

Terminations : Au plating 0.3 ~ 1.0 um, Over a 1.27 ~ 8.89 um Ni Plating

Pin Configuration	
2	Input
6	Output
1, 3, 4, 5, 7, 8	Case ground

Maximum Ratings

Parameter	Unit	Minimum	Typical	Maximum
Operating Temperature Range	°C	-10	25	60
Storage Temperature Range	°C	-40	-	85
Power Handling Capability	dBm	-	-	-

Electrostatics Sensitive Device (ESD)

	ITF Co., Ltd. 102-901, Bucheon Technopark 364, Samjeong-Dong, Ojeong-Gu, Bucheon-City, Gyeonggi-Do, Korea 421-809	Part No.	F3256	
		Rev. Date	2012-05-15	
		Rev.	NS3002-AS02	1/7

SAW Bandpass Filter F3256



Specifications

$F_c = 325.3\text{MHz}$

Terminating source impedance : 50Ω

Terminating load impedance : 50Ω

		Minimum	Typical	Maximum
Center Frequency (F_c)	MHz	-	325.3	-
Insertion Loss ($F_c \pm 3.3$ MHz)	dB	-	3.0	4.0
Amplitude Ripple ($F_c \pm 3.3$ MHz)	dB	-	1.0	2.0
Absolute Group Delay at F_c	nsec	-	80	-
Group Delay Variation ($F_c \pm 3.3$ MHz)	nsec	-	50	-
VSWR ($F_c \pm 3.3$ MHz)		-	1.5	2.0
Relative Attenuation 225.3 MHz ~ 305.0 MHz 365.0 MHz ~ 425.3 MHz	dB	45 45	50 50	-
Temperature Coefficient of Frequency	ppm/ $^{\circ}\text{C}$	-	-80	-

Notes :

- 1) All specifications are based on the matching schematic shown below, measured by Agilent Network analyzer and full 2 port calibration.
- 2) Electrical margin has been built into the design to account for the variations due to temperature drift and manufacturing tolerances
- 3) All attenuation measurements are measured relative to insertion loss


	ITF Co., Ltd. 102-901, Bucheon Technopark 364, Samjeong-Dong, Ojeong-Gu, Bucheon-City, Gyeonggi-Do, Korea 421-809	Part No.	F3256	
		Rev. Date	2012-05-15	
		Rev.	NS3002-AS02	2/7

SAW Bandpass Filter F3256



Matching Schematic

(Actual matching values may vary due to PCB layout and parasitics)



Marking Configuration

ITF¹⁾
3256²⁾

1) Manufacturer name

2) Marking Number

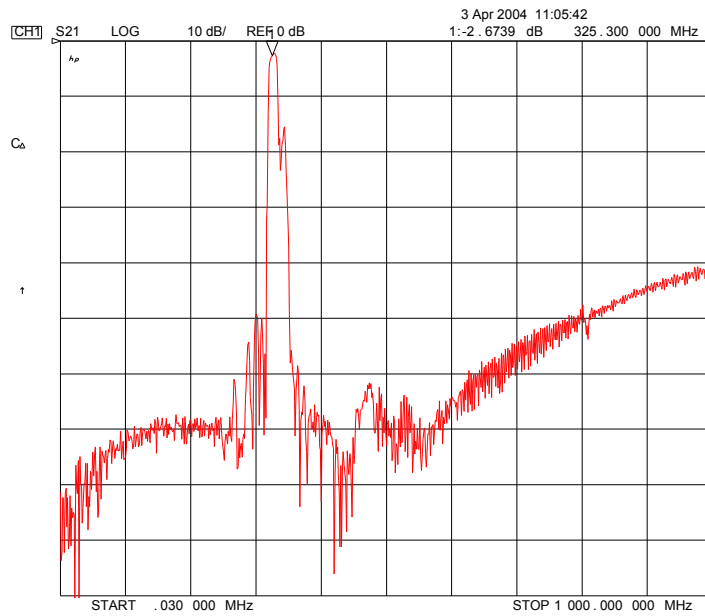
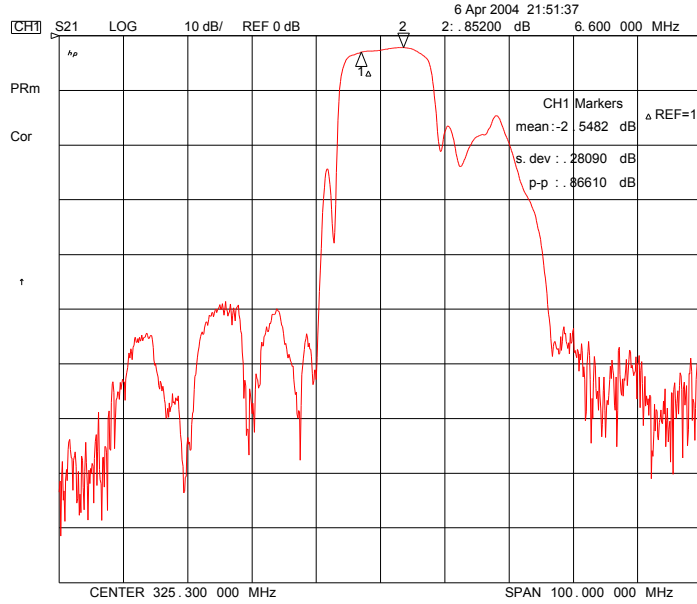
* Ink or Laser Marking available

	ITF Co., Ltd. 102-901, Bucheon Technopark 364, Samjeong-Dong, Ojeong-Gu, Bucheon-City, Gyeonggi-Do, Korea 421-809	Part No.	F3256	
		Rev. Date	2012-05-15	
		Rev.	NS3002-AS02	3/7

SAW Bandpass Filter F3256



Typical Performance (at 25°C)

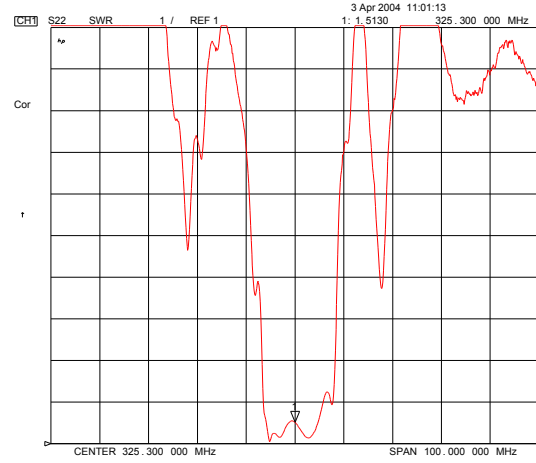
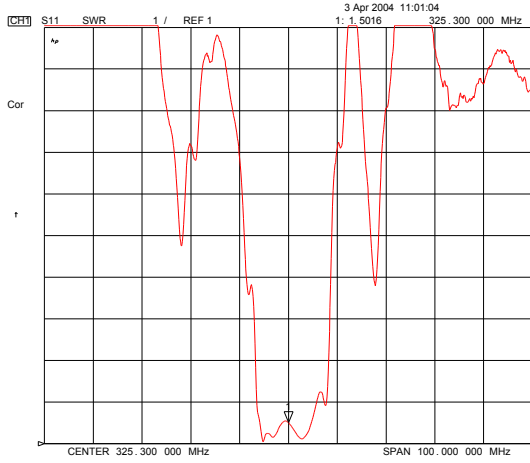


	ITF Co., Ltd. 102-901, Bucheon Technopark 364, Samjeong-Dong, Ojeong-Gu, Bucheon-City, Gyeonggi-Do, Korea 421-809	Part No.	F3256	
		Rev. Date	2012-05-15	
		Rev.	NS3002-AS02	4/7

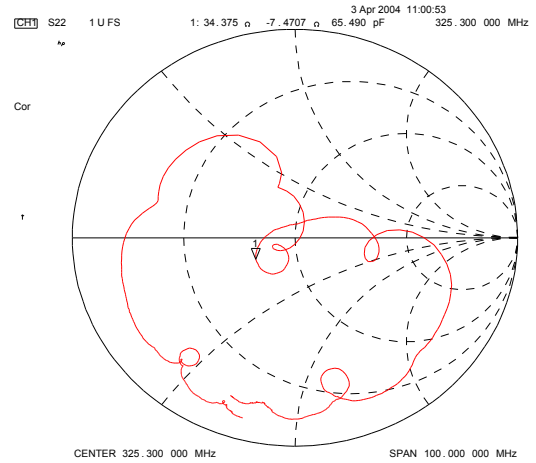
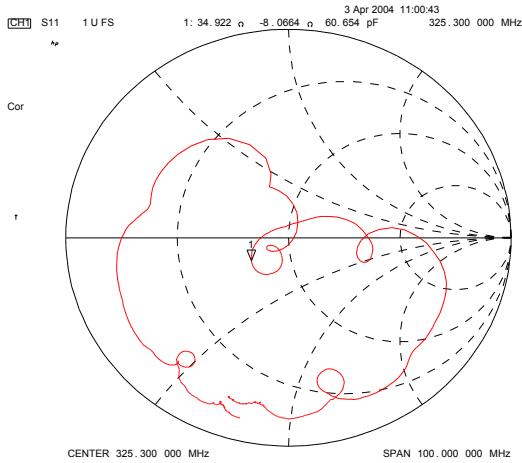
SAW Bandpass Filter F3256



Input / Output VSWR Charts



Input / Output Smith Charts



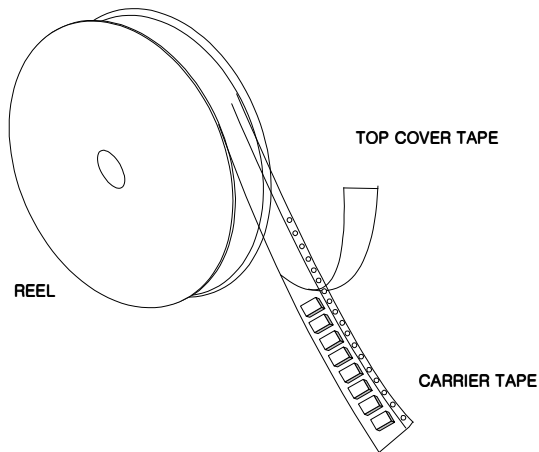
	ITF Co., Ltd. 102-901, Bucheon Technopark 364, Samjeong-Dong, Ojeong-Gu, Bucheon-City, Gyeonggi-Do, Korea 421-809	Part No.	F3256	
		Rev. Date	2012-05-15	
		Rev.	NS3002-AS02	5/7

SAW Bandpass Filter F3256



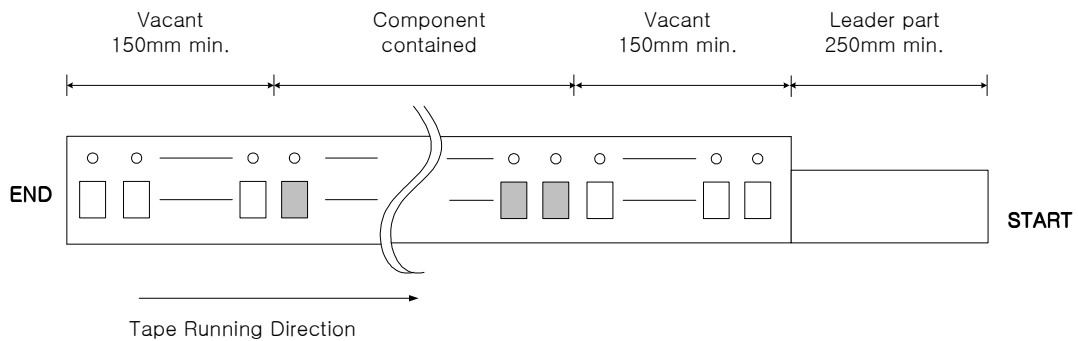
Packing Specification

1. Reeling Quantity : 1000 pcs / reel
2. Taping Structure : The tape shall be wound around the reel in the direction shown below.



Tape Specification

1. Leader part and vacant position specification

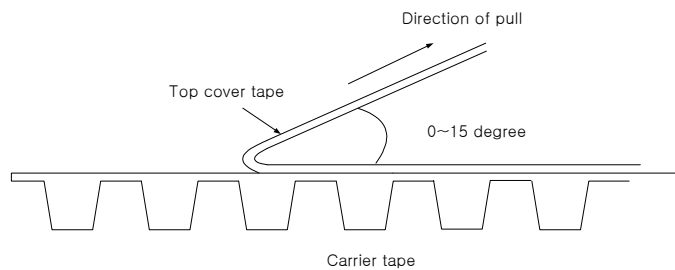



2. Tensile strength of carrier tape

4.4N/mm width

3. Top cover tape adhesion

- 1) pull off angle : 0~15°
- 2) speed : 300mm/min
- 3) force : 20~70g



	ITF Co., Ltd. 102-901, Bucheon Technopark 364, Samjeong-Dong, Ojeong-Gu, Bucheon-City, Gyeonggi-Do, Korea 421-809	Part No.	F3256	
		Rev. Date	2012-05-15	
		Rev.	NS3002-AS02	6/7

