

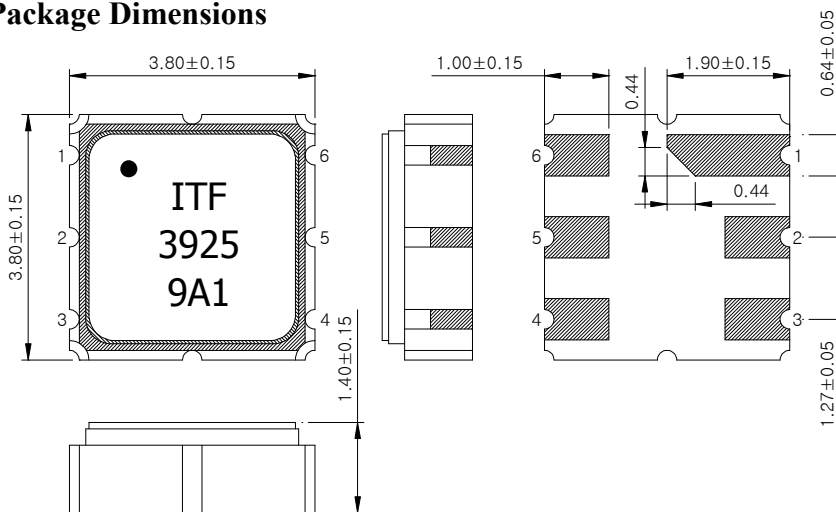
SAW Bandpass Filter F3925



Features

- RF bandpass filter
- Usable bandwidth 5MHz (390 MHz ~ 395 MHz)
- High attenuation
- No matching 50Ω single-ended operation
- Ceramic Surface Mounted Device Package (3.8 mm × 3.8 mm)
- RoHS compliant

Package Dimensions



Dimensions shown are nominal in millimeters

Body : Al₂O₃ Ceramic

Lid : Kovar, Ni Plated

Terminations : Au plating 0.3 ~ 1.0 um, Over a 1.27 ~ 8.89 um
Ni Plating

Pin Configurations

2	Input
5	Output
1, 3, 4, 6	Case ground

Maximum Ratings

Parameters	Unit	Minimum	Typical	Maximum
Operating Temperature Range	°C	-30	25	85
Storage Temperature Range	°C	-40	-	85
Power Handling Capability	dBm	-	-	30

Electrostatics Sensitive Device (ESD)

	ITF Co., Ltd. 102-901, Bucheon Technopark 364, Samjeong-Dong, Ojeong-Gu, Bucheon-City, Gyeonggi-Do, Korea 421-809	Part No.	F3925	
		Rev. Date	2009-02-10	
		Rev.	NR9004-PS01	1/7

SAW Bandpass Filter F3925




Specifications

	Minimum	Typical	Maximum	Unit
Center Frequency (Fc)	-	392.5	-	MHz
Insertion Loss (In Fc +/- 2.5 MHz)	-	2.5	4.0	dB
Amplitude Ripple (In Fc +/- 2.5 MHz)	-	0.8	1.5	dB
VSWR (In Fc +/- 2.5 MHz)	-	1.5	2.0	
Relative Attenuation				
0.3 MHz ~ 380.0 MHz	42	47	-	dB
380.0 MHz ~ 385.0 MHz	40	45	-	
412.5 MHz ~ 1200.0 MHz	28	33	-	
1200.0 MHz ~ 2000.0 MHz	20	25	-	
Temperature Range (Operational)	-30	25	85	°C
Input RF Power (In Fc +/- 2.5 MHz)			30	dBm
Input/Output Impedance		50		Ohms

Notes :

- 1) All specifications are based on the matching schematic shown below, measured by Agilent Network analyzer and full 2 port calibration.
- 2) Electrical margin has been built into the design to account for the variations due to temperature drift and manufacturing tolerances
- 3) All attenuation measurements are measured relative to insertion loss


	ITF Co., Ltd. 102-901, Bucheon Technopark 364, Samjeong-Dong, Ojeong-Gu, Bucheon-City, Gyeonggi-Do, Korea 421-809	Part No.	F3925	
		Rev. Date	2009-02-10	
		Rev.	NR9004-PS01	2/7

SAW Bandpass Filter F3925



Matching Schematic

(Actual matching values may vary due to PCB layout and parasitics)



Marking Configuration

- ¹⁾
ITF²⁾
3925³⁾
9A1⁴⁾


1) Pad Number 1 Index

2) Manufacturer name

3) Marking Number

4) Lot Number

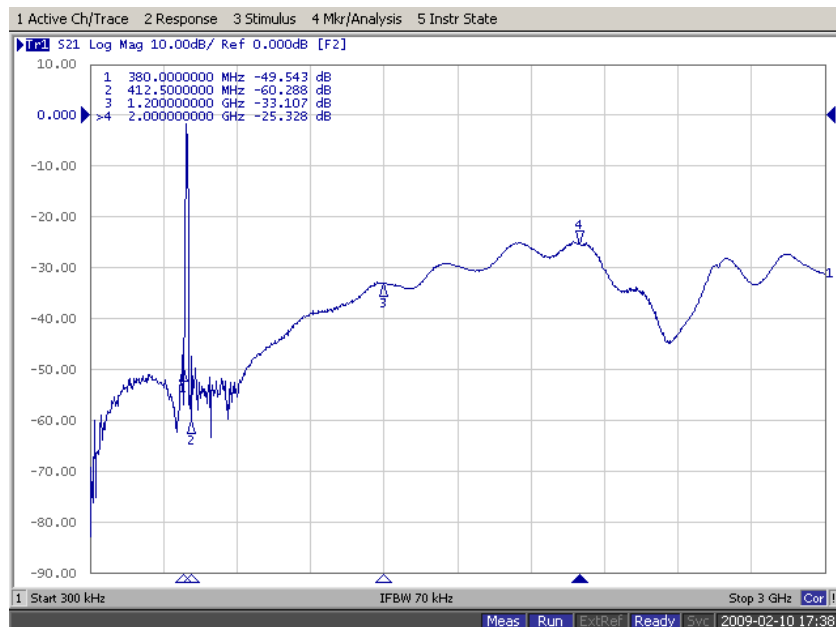
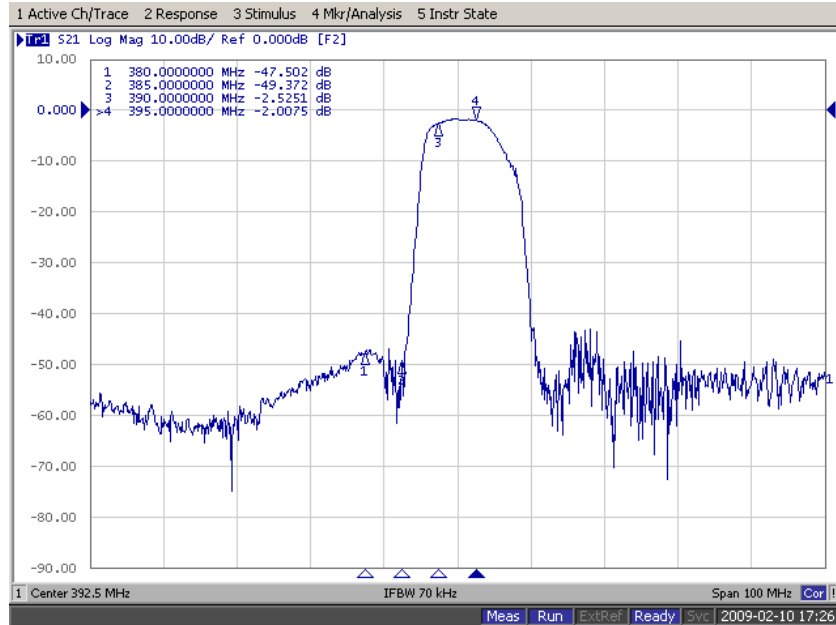
* Ink or Laser Marking available

 Integrated Technology Future	ITF Co., Ltd. 102-901, Bucheon Technopark 364, Samjeong-Dong, Ojeong-Gu, Bucheon-City, Gyeonggi-Do, Korea 421-809	Part No.	F3925	
		Rev. Date	2009-02-10	
		Rev.	NR9004-PS01	3/7

SAW Bandpass Filter F3925



Typical Performance (at 25°C)



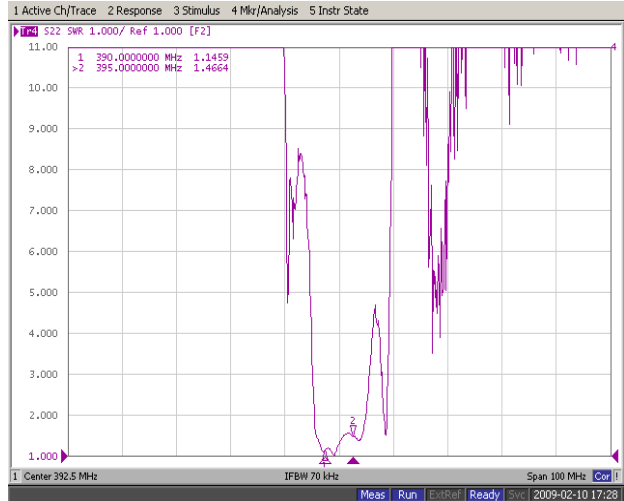
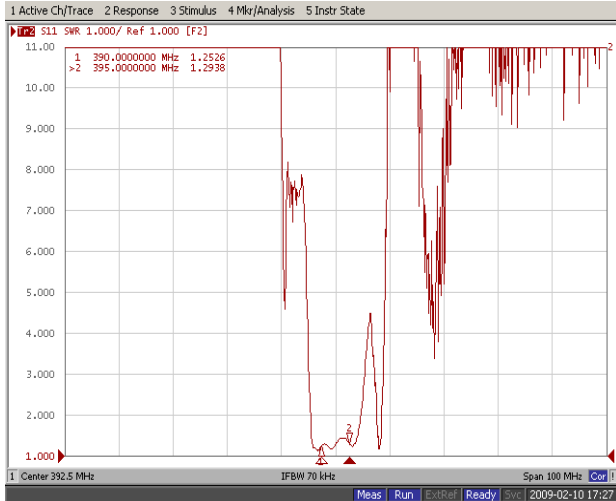
ITF Co., Ltd.
 102-901, Bucheon Technopark 364,
 Samjeong-Dong, Ojeong-Gu, Bucheon-City,
 Gyeonggi-Do, Korea 421-809

Part No.	F3925	
Rev. Date	2009-02-10	
Rev.	NR9004-PS01	4/7

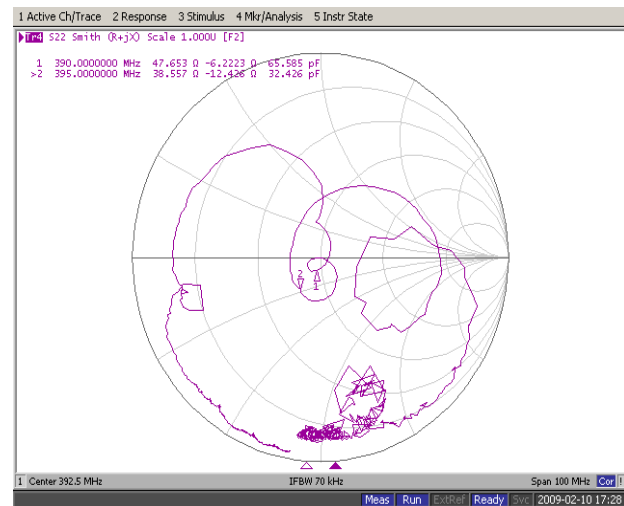
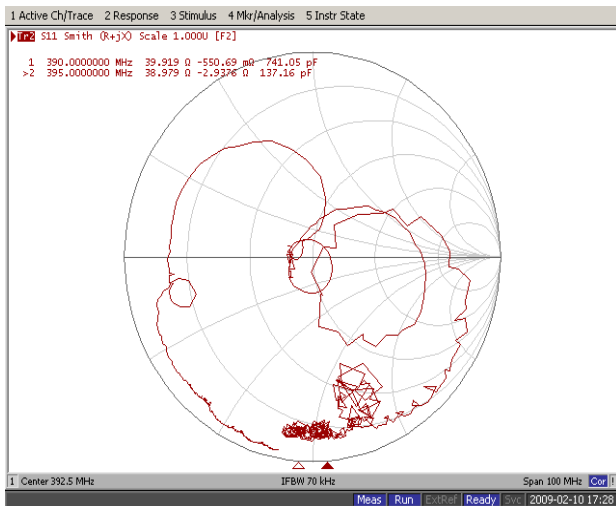
SAW Bandpass Filter F3925



Input / Output VSWR Charts



Input / Output Smith Charts

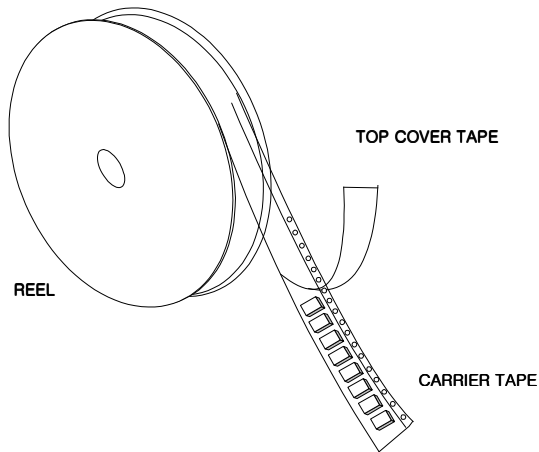


ITF Co., Ltd.
 102-901, Bucheon Technopark 364,
 Samjeong-Dong, Ojeong-Gu, Bucheon-City,
 Gyeonggi-Do, Korea 421-809

Part No.	F3925	
Rev. Date	2009-02-10	
Rev.	NR9004-PS01	5/7

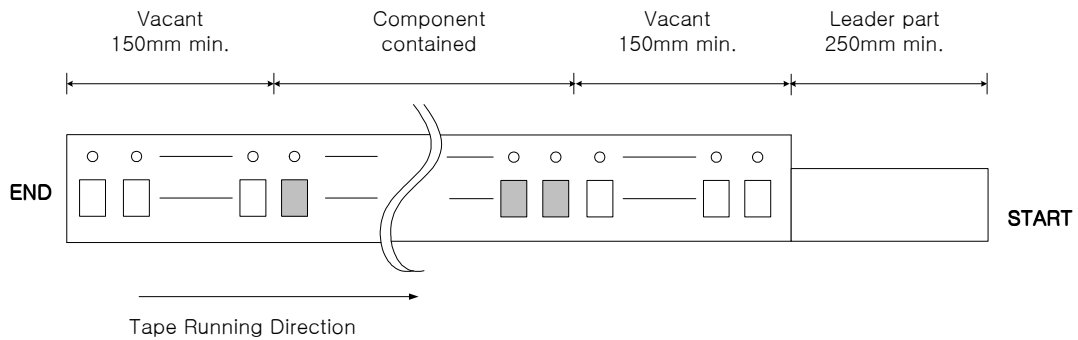
Packing Specification

1. Reeling Quantity : 3000 pcs / 13" reel (or 1000 pcs / 7" reel)
2. Taping Structure : The tape shall be wound around the reel in the direction shown below.



Tape Specification

1. Leader part and vacant position specification

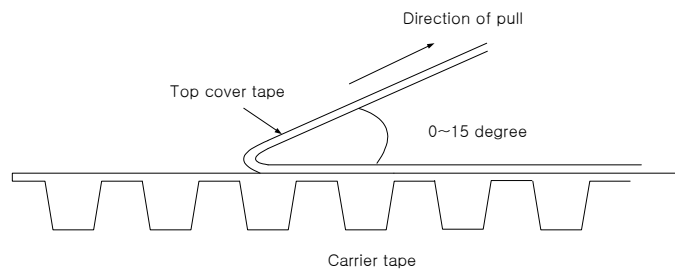


2. Tensile strength of carrier tape

4.4N/mm width

3. Top cover tape adhesion

- 1) pull off angle : 0~15°
- 2) speed : 300mm/min
- 3) force : 20~70g

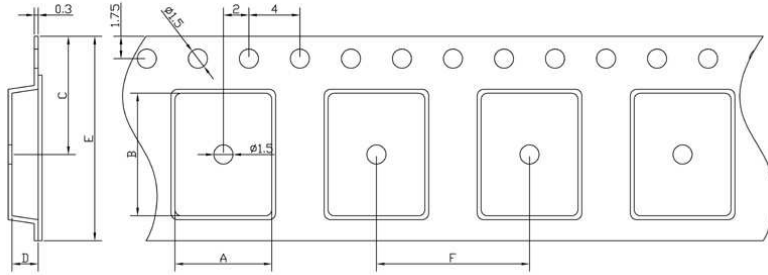


	ITF Co., Ltd. 102-901, Bucheon Technopark 364, Samjeong-Dong, Ojeong-Gu, Bucheon-City, Gyeonggi-Do, Korea 421-809	Part No.	F3925	
		Rev. Date	2009-02-10	
		Rev.	NR9004-PS01	6/7

SAW Bandpass Filter F3925

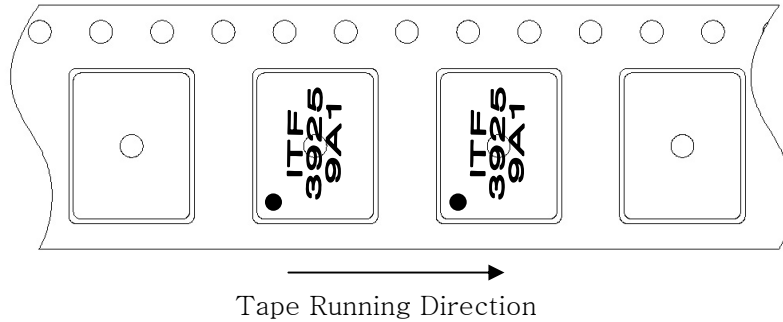


Carrier Tape Dimensions [unit : mm]

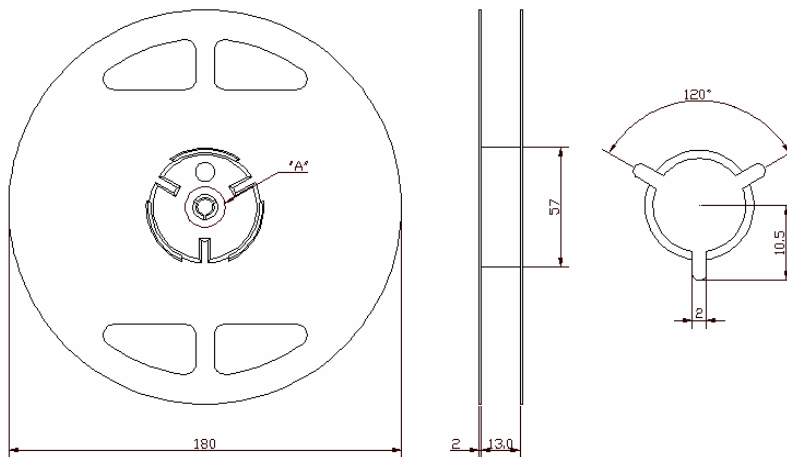



A	4.30 ± 0.1
B	4.30 ± 0.1
C	7.25 ± 0.1
D	1.70 ± 0.1
E	12.00 ± 0.1
F	8.00 ± 0.1

Part Direction



Reel Dimensions [unit : mm]



 Integrated Technology Future	ITF Co., Ltd. 102-901, Bucheon Technopark 364, Samjeong-Dong, Ojeong-Gu, Bucheon-City, Gyeonggi-Do, Korea 421-809	Part No.	F3925	
		Rev. Date	2009-02-10	
		Rev.	NR9004-PS01	7/7