

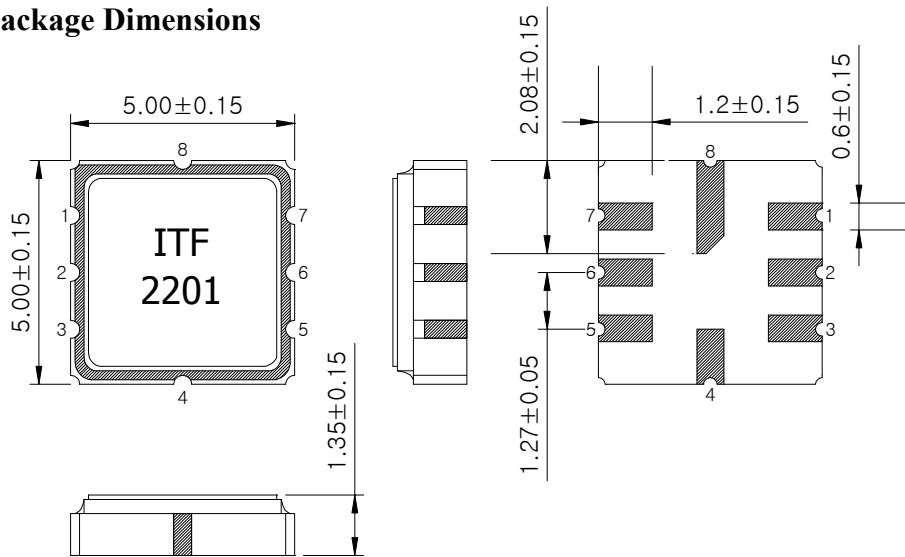
SAW Bandpass Filter F2201



Features

- RF bandpass filter
- High attenuation
- Usable bandwidth 1MHz
- No matching 50Ω single-ended operation
- Ceramic Surface Mounted Device (SMD) Package

Package Dimensions



Dimensions shown are nominal in millimeters

Body : Al₂O₃ Ceramic

Lid : Kovar, Ni Plated

Terminations : Au plating 0.3 ~ 1.0 um, Over a 1.27 ~ 8.89 um Ni Plating

Pin Configuration

2	Input
6	Output
1, 3, 4, 5, 7, 8	Case ground

Maximum Ratings

Parameter	Unit	Minimum	Typical	Maximum
Operating Temperature Range	°C	-30	25	85
Storage Temperature Range	°C	-40	-	85
Power Handling Capability	dBm	-	-	-

Electrostatics Sensitive Device (ESD)

	ITF Co., Ltd. 102-901, Bucheon Technopark 364, Samjeong-Dong, Ojeong-Gu, Bucheon-City, Gyeonggi-Do, Korea 421-809	Part No.	F2201	
		Rev. Date	2008.10.07.	
		Rev.	NR6001-AS03	1/7

SAW Bandpass Filter F2201



Specifications

$F_c = 220.0\text{MHz}$


Terminating source impedance : 50Ω and matching network

Terminating load impedance : 50Ω and matching network

		Minimum	Typical	Maximum
Center Frequency (F_c)	MHz	-	220.0	-
Insertion Loss ($F_c \pm 0.5$ MHz)	dB	-	2.5	3.5
Amplitude Ripple ($F_c \pm 0.5$ MHz)	dB	-	1.0	1.5
Absolute Group Delay at F_c	nsec	-	250	-
Group Delay Variation ($F_c \pm 0.5$ MHz)	nsec	-	250	-
VSWR ($F_c \pm 0.5$ MHz)		-	1.5	-
Relative Attenuation 170.0 MHz ~ 210.0 MHz 240.0 MHz ~ 270.0 MHz	dB	40 40	45 45	-
Temperature Coefficient of Frequency	ppm/ $^{\circ}\text{C}$	-	-32	-

Notes :

- 1) All specifications are based on the matching schematic shown below, measured by Agilent Network analyzer and full 2 port calibration.
- 2) Electrical margin has been built into the design to account for the variations due to temperature drift and manufacturing tolerances


	ITF Co., Ltd. 102-901, Bucheon Technopark 364, Samjeong-Dong, Ojeong-Gu, Bucheon-City, Gyeonggi-Do, Korea 421-809	Part No.	F2201	
		Rev. Date	2008.10.07.	
		Rev.	NR6001-AS03	2/7

SAW Bandpass Filter F2201



Matching Schematic

(Actual matching values may vary due to PCB layout and parasitics)




Marking Configuration

ITF¹⁾
2201²⁾

1) Manufacturer name

2) Marking Number

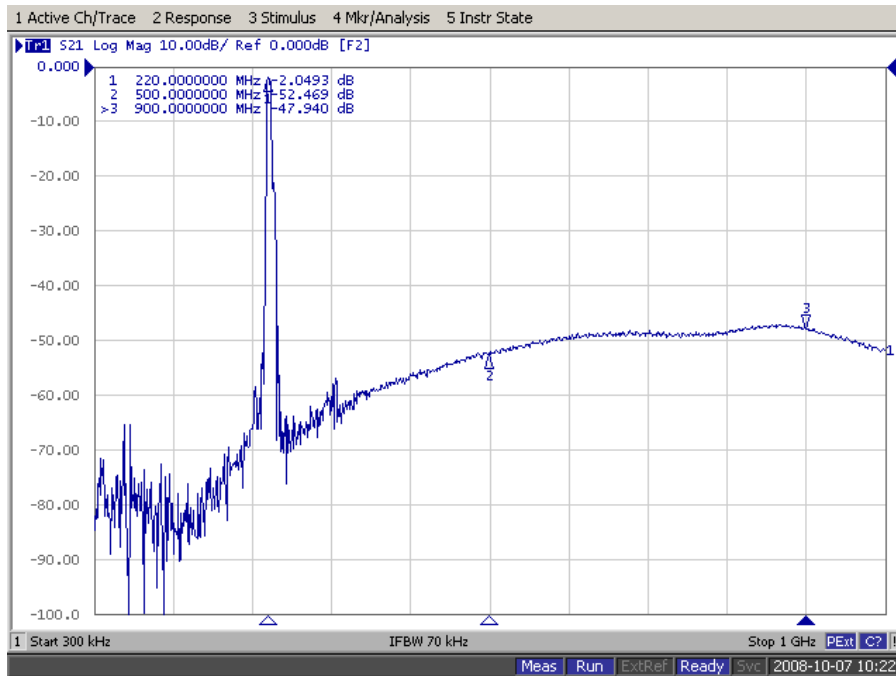
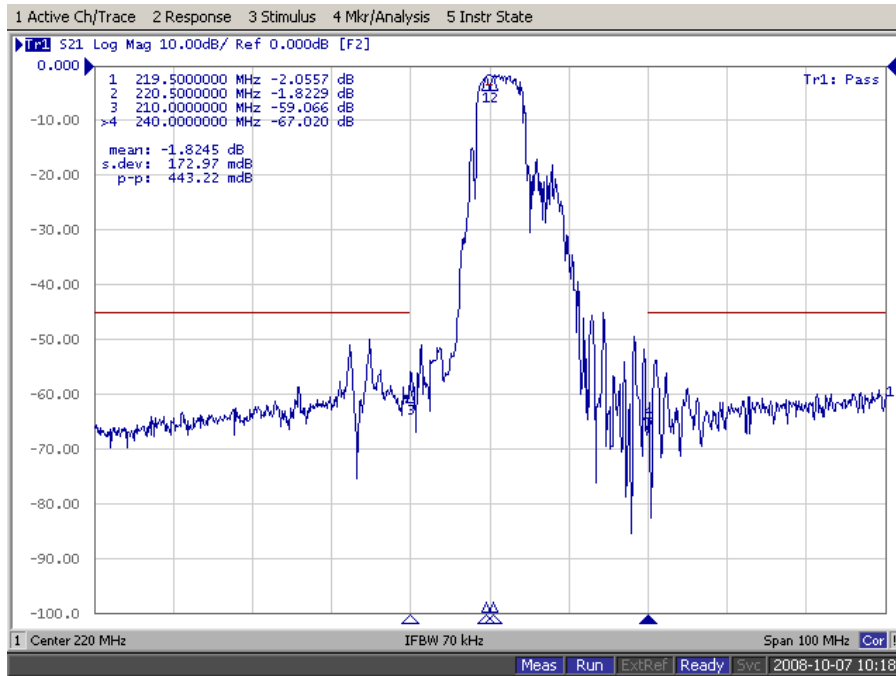
* Ink or Laser Marking available


 Integrated Technology Future	ITF Co., Ltd. 102-901, Bucheon Technopark 364, Samjeong-Dong, Ojeong-Gu, Bucheon-City, Gyeonggi-Do, Korea 421-809	Part No.	F2201	
		Rev. Date	2008.10.07.	
		Rev.	NR6001-AS03	3/7

SAW Bandpass Filter F2201



Frequency Response

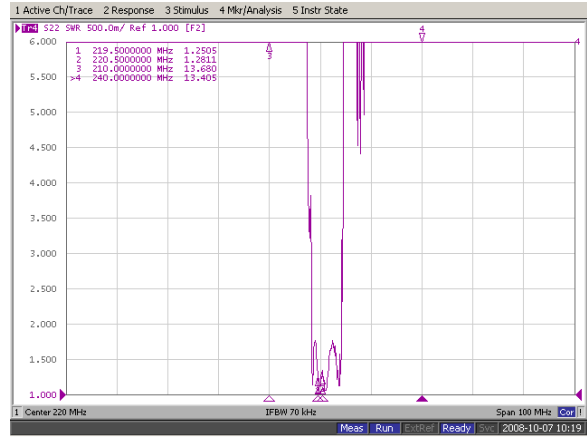
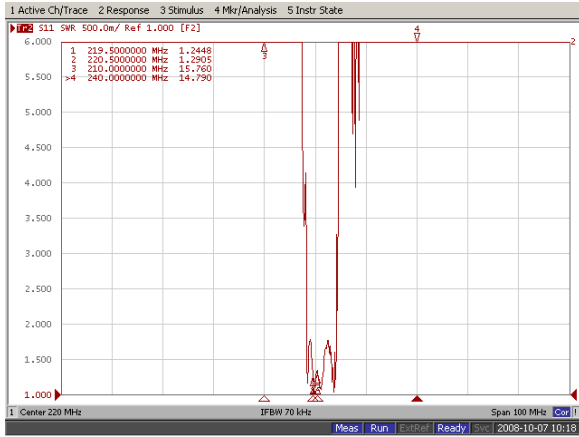


 Integrated Technology Future	ITF Co., Ltd. 102-901, Bucheon Technopark 364, Samjeong-Dong, Ojeong-Gu, Bucheon-City, Gyeonggi-Do, Korea 421-809	Part No.	F2201	
		Rev. Date	2008.10.07.	
		Rev.	NR6001-AS03	4/7

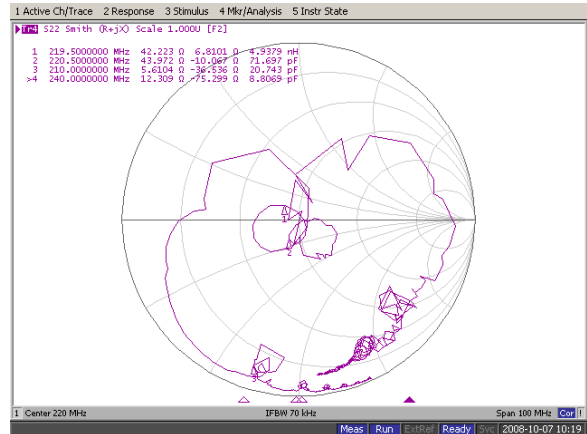
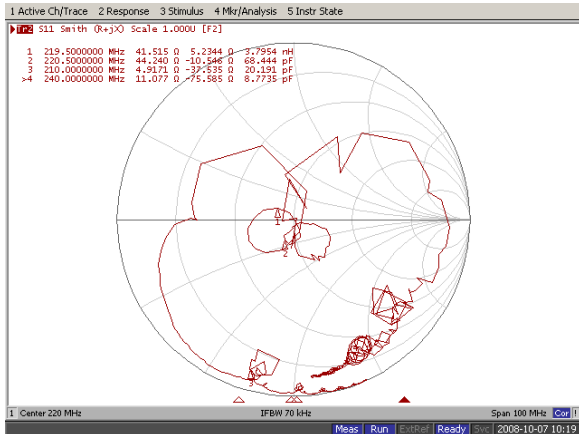
SAW Bandpass Filter F2201



Input / Output VSWR Charts



Input / Output Smith Charts



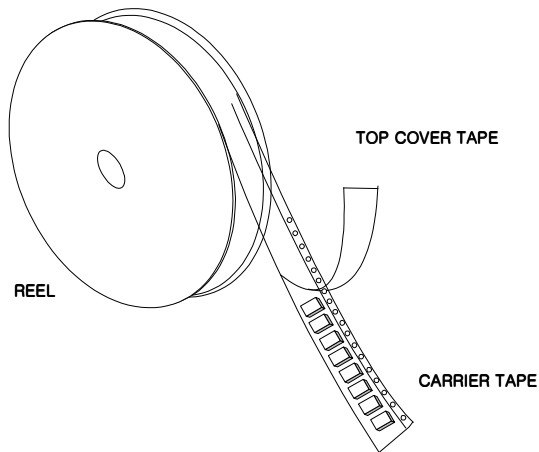
	ITF Co., Ltd. 102-901, Bucheon Technopark 364, Samjeong-Dong, Ojeong-Gu, Bucheon-City, Gyeonggi-Do, Korea 421-809	Part No.	F2201	
		Rev. Date	2008.10.07.	
		Rev.	NR6001-AS03	5/7

SAW Bandpass Filter F2201



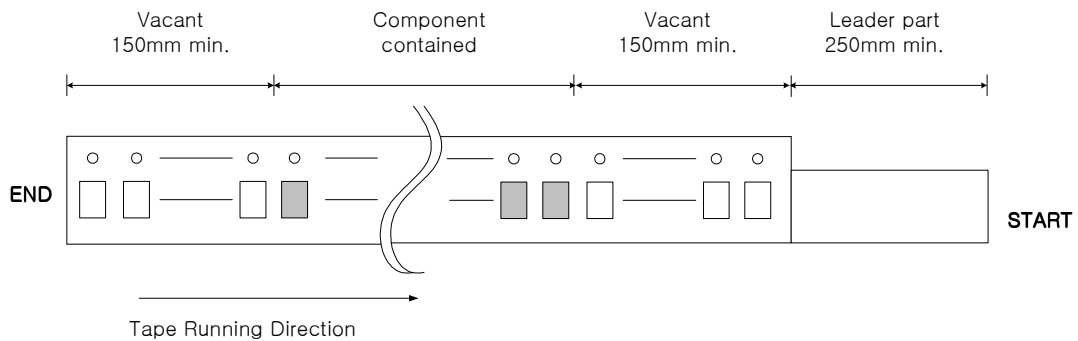
Packing Specification

1. Reeling Quantity : 1000 pcs / reel
2. Taping Structure : The tape shall be wound around the reel in the direction shown below.



Tape Specification

1. Leader part and vacant position specification

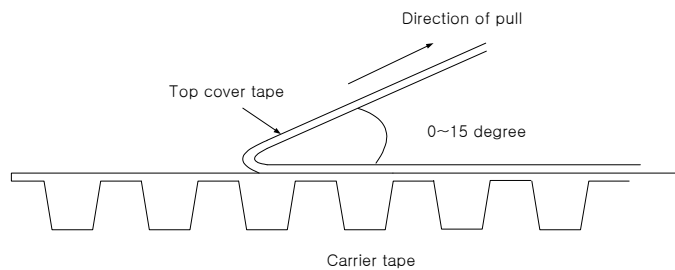


2. Tensile strength of carrier tape

4.4N/mm width

3. Top cover tape adhesion

- 1) pull off angle : 0~15°
- 2) speed : 300mm/min
- 3) force : 20~70g

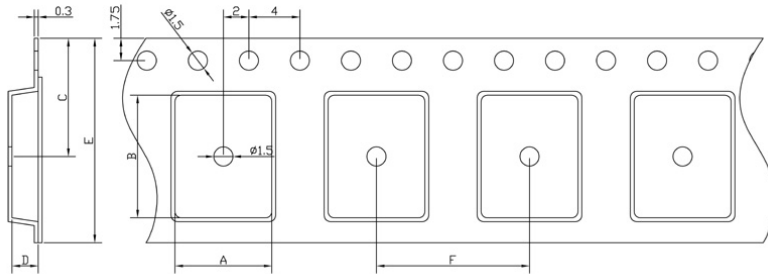


	ITF Co., Ltd. 102-901, Bucheon Technopark 364, Samjeong-Dong, Ojeong-Gu, Bucheon-City, Gyeonggi-Do, Korea 421-809	Part No.	F2201	
		Rev. Date	2008.10.07.	
		Rev.	NR6001-AS03	6/7

SAW Bandpass Filter F2201

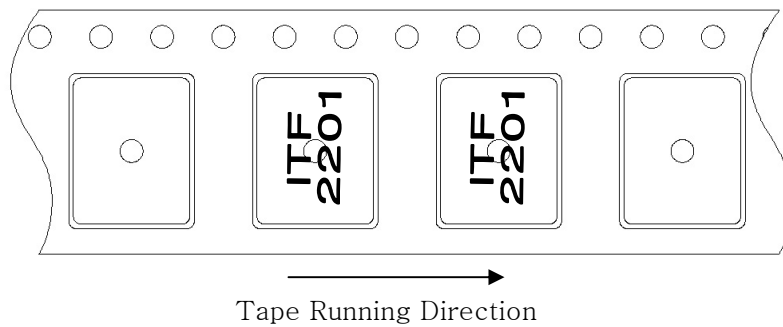


Carrier Tape Dimensions [unit : mm]

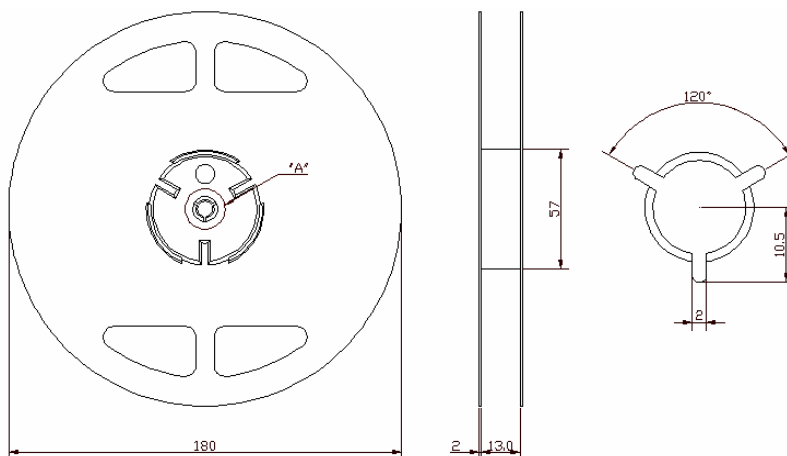


A	5.50 ± 0.1
B	5.50 ± 0.1
C	7.25 ± 0.1
D	1.95 ± 0.1
E	12.00 ± 0.1
F	8.00 ± 0.1

Part Direction



Reel Dimensions [unit : mm]



	ITF Co., Ltd. 102-901, Bucheon Technopark 364, Samjeong-Dong, Ojeong-Gu, Bucheon-City, Gyeonggi-Do, Korea 421-809	Part No.	F2201	
		Rev. Date	2008.10.07.	
		Rev.	NR6001-AS03	7/7