

SAW Bandpass Filter F4811




Specifications

	Minimum	Typical	Maximum	Unit
Center Frequency (Fc)	-	481.5	-	MHz
Insertion Loss (In Fc +/- 2.5 MHz)	-	2.0	2.8	dB
Amplitude Ripple (In Fc +/- 2.5 MHz)	-	0.8	1.2	dB
VSWR (In Fc +/- 2.5 MHz)	-	1.5	2.0	
Relative Attenuation				
0.3 MHz ~ 450.0 MHz	28	30	-	dB
489.0 MHz ~ 493.5 MHz	35	43	-	
507.5 MHz ~ 1200 MHz	25	35	-	
1200 MHz ~ 1700 MHz	23	25	-	
1700 MHz ~ 2000 MHz	15	20	-	
Temperature Range (Operational)	-30	25	85	°C
Input RF Power (In Fc +/- 2.5 MHz)			30	dBm
Input/Output Impedance		50		Ohms

Notes :

- 1) All specifications are based on the matching schematic shown below, measured by Agilent Network analyzer and full 2 port calibration.
- 2) Electrical margin has been built into the design to account for the variations due to temperature drift and manufacturing tolerances
- 3) All attenuation measurements are measured relative to insertion loss


	ITF Co., Ltd. 102-901, Bucheon Technopark 364, Samjeong-Dong, Ojeong-Gu, Bucheon-City, Gyeonggi-Do, Korea 421-809	Part No.	F4811	
		Rev. Date	2006-06-08	
		Rev.	NR4013-AS02	2/7

SAW Bandpass Filter F4811



Matching Schematic

(Actual matching values may vary due to PCB layout and parasitics)



Marking Configuration

- ¹⁾
ITF²⁾
4811³⁾
5A1⁴⁾

1) Pad Number 1 Index

2) Manufacturer name

3) Marking Number

4) Lot Number

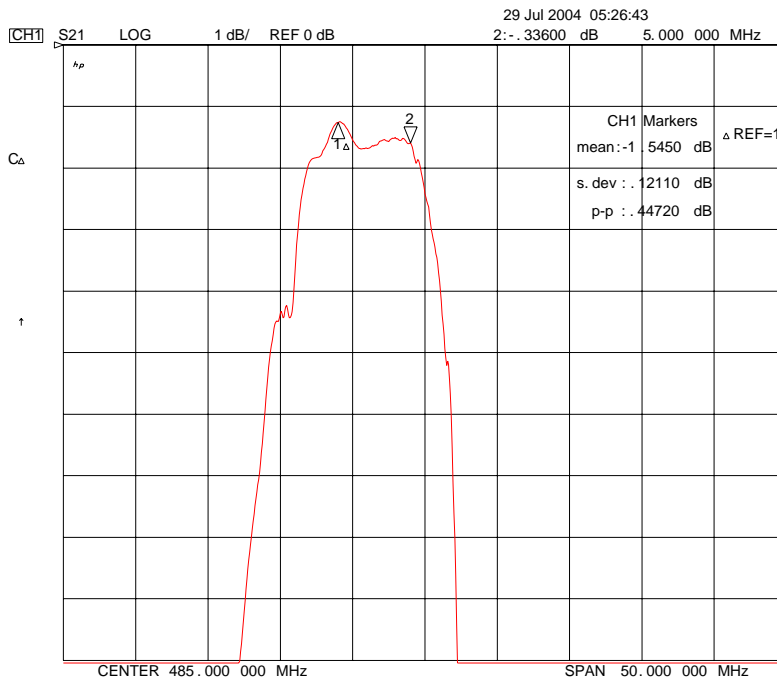
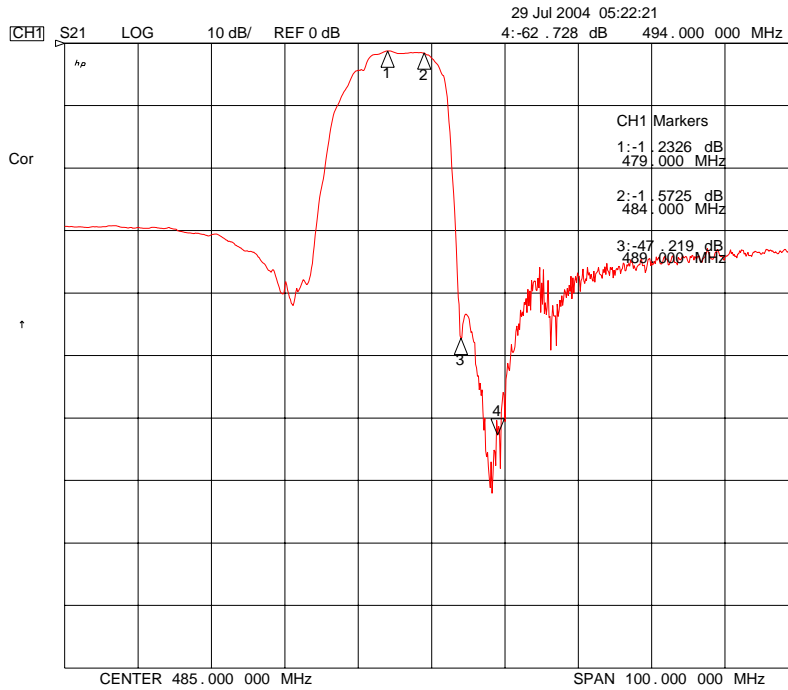
* Ink or Laser Marking available

	ITF Co., Ltd. 102-901, Bucheon Technopark 364, Samjeong-Dong, Ojeong-Gu, Bucheon-City, Gyeonggi-Do, Korea 421-809	Part No.	F4811	
		Rev. Date	2006-06-08	
		Rev.	NR4013-AS02	3/7

SAW Bandpass Filter F4811



Typical Performance (at 25°C)



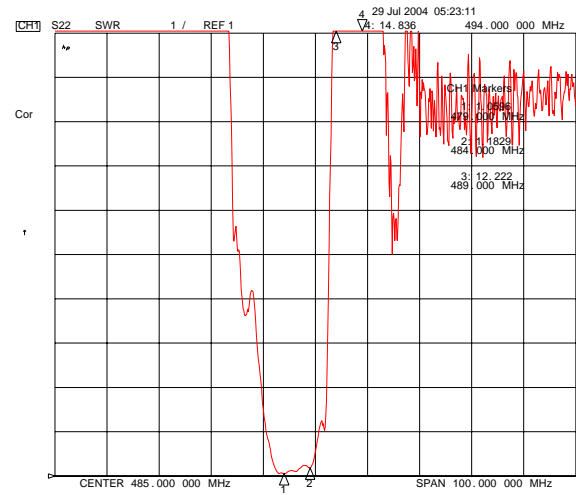
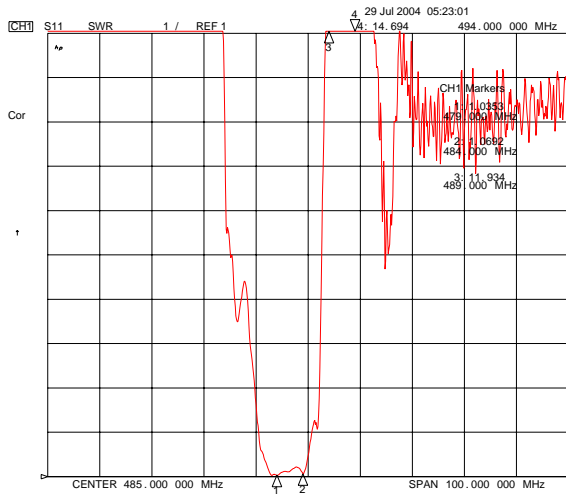
ITF Co., Ltd.
102-901, Bucheon Technopark 364,
Samjeong-Dong, Ojeong-Gu, Bucheon-City,
Gyeonggi-Do, Korea 421-809

Part No.	F4811	
Rev. Date	2006-06-08	
Rev.	NR4013-AS02	4/7

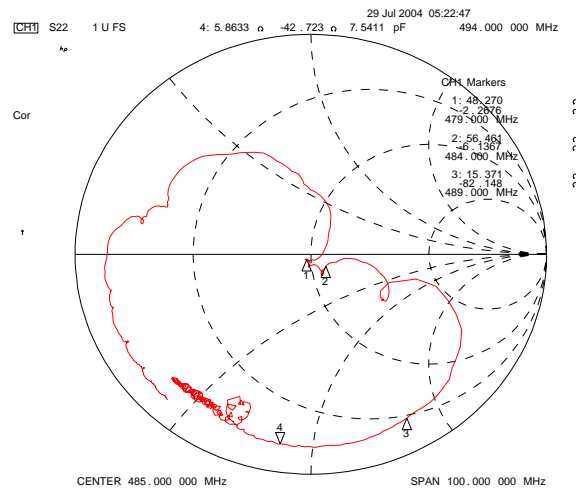
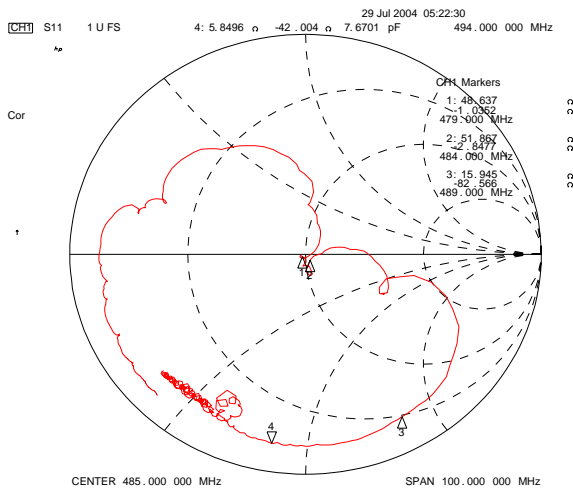
SAW Bandpass Filter F4811



Input / Output VSWR Charts



Input / Output Smith Charts

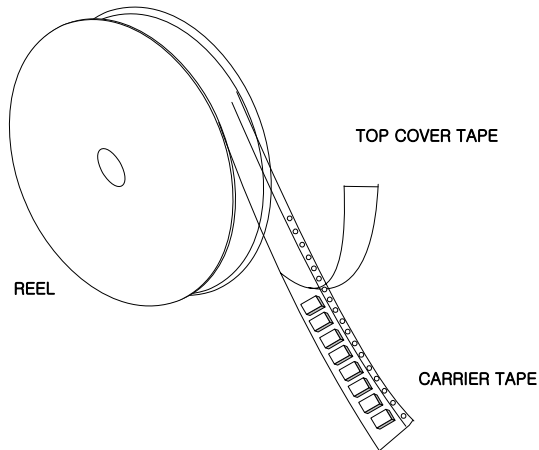


ITF Co., Ltd.
 102-901, Bucheon Technopark 364,
 Samjeong-Dong, Ojeong-Gu, Bucheon-City,
 Gyeonggi-Do, Korea 421-809

Part No.	F4811	
Rev. Date	2006-06-08	
Rev.	NR4013-AS02	5/7

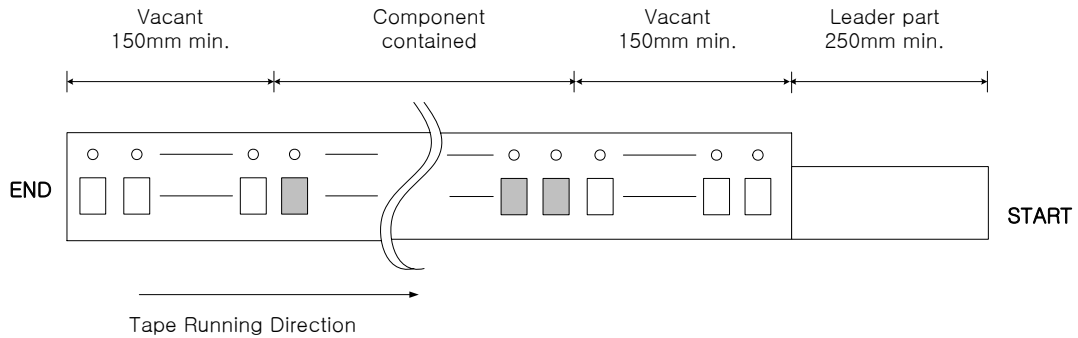
Packing Specification

1. Reeling Quantity : 3000 pcs / 13" reel (or 1000 pcs / 7" reel)
2. Taping Structure : The tape shall be wound around the reel in the direction shown below.



Tape Specification

1. Leader part and vacant position specification

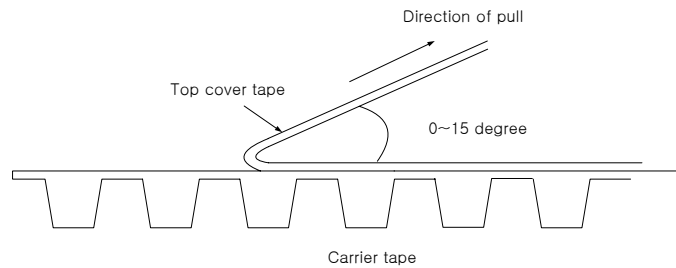


2. Tensile strength of carrier tape

4.4N/mm width

3. Top cover tape adhesion

- 1) pull off angle : 0~15°
- 2) speed : 300mm/min
- 3) force : 20~70g

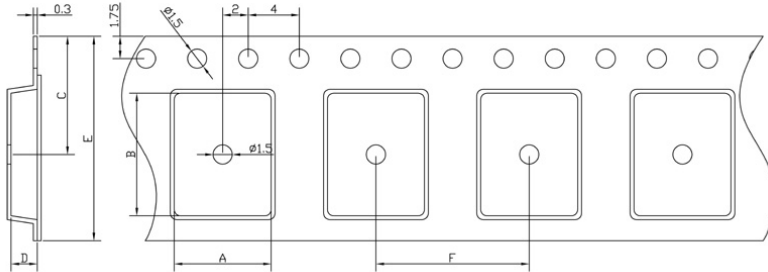


	ITF Co., Ltd. 102-901, Bucheon Technopark 364, Samjeong-Dong, Ojeong-Gu, Bucheon-City, Gyeonggi-Do, Korea 421-809	Part No.	F4811	
		Rev. Date	2006-06-08	
		Rev.	NR4013-AS02	6/7

SAW Bandpass Filter F4811

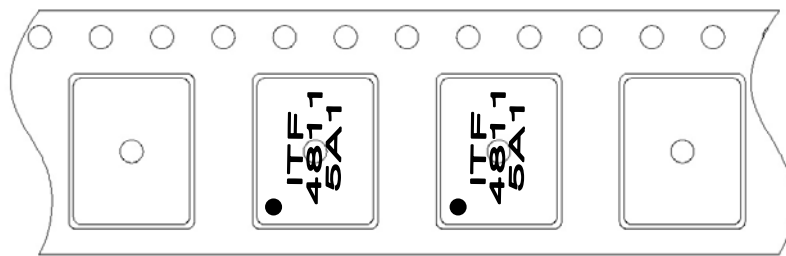


Carrier Tape Dimensions [unit : mm]



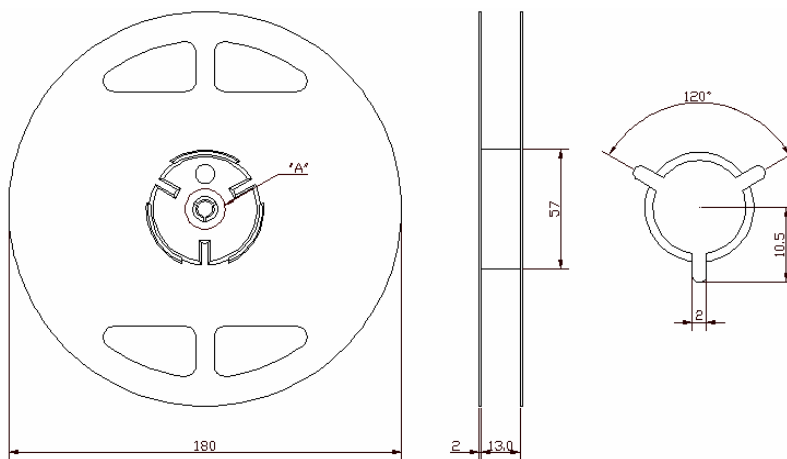
A	4.30 ± 0.1
B	4.30 ± 0.1
C	7.25 ± 0.1
D	1.70 ± 0.1
E	12.00 ± 0.1
F	8.00 ± 0.1


Part Direction



→
Tape Running Direction

Reel Dimensions [unit : mm]



	ITF Co., Ltd. 102-901, Bucheon Technopark 364, Samjeong-Dong, Ojeong-Gu, Bucheon-City, Gyeonggi-Do, Korea 421-809	Part No.	F4811	
		Rev. Date	2006-06-08	
		Rev.	NR4013-AS02	7/7