

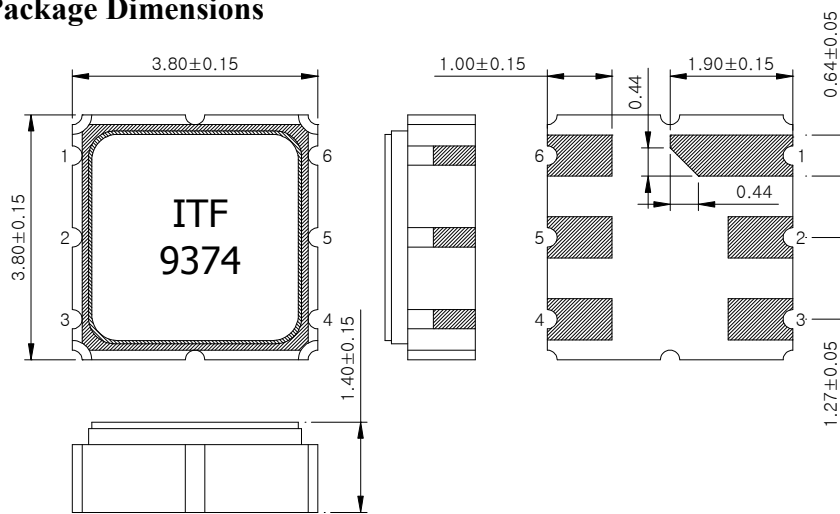
SAW Bandpass Filter F9374



Features

- RF bandpass filter
- High attenuation
- Usable bandwidth 4MHz
- No matching 50Ω single-ended operation
- Ceramic Surface Mounted Device (SMD) Package

Package Dimensions



Dimensions shown are nominal in millimeters

Body : Al_2O_3 Ceramic

Lid : Kovar, Ni Plated


Terminations : Au plating 0.3 ~ 1.0 um, Over a 1.27 ~ 8.89 um
Ni Plating

Pin Configuration	
2	Input
5	Output
1, 3, 4, 6	Case ground

Maximum Ratings

Parameter	Unit	Minimum	Typical	Maximum
Operating Temperature Range	°C	-10	25	60
Storage Temperature Range	°C	-40	-	85
Power Handling Capability	dBm	-	-	-

Electrostatics Sensitive Device (ESD)

	ITF Co., Ltd. 102-901, Bucheon Technopark 364, Samjeong-Dong, Ojeong-Gu, Bucheon-City, Gyeonggi-Do, Korea 421-809	Part No.	F9374	
		Rev. Date	2008-05-29	
		Rev.	NR4012-PS02	1/7

SAW Bandpass Filter F9374



Specifications

$F_c = 937.5\text{MHz}$

Terminating source impedance : 50Ω

Terminating load impedance : 50Ω

		Minimum	Typical	Maximum
Center Frequency (F_c)	MHz	-	937.5	-
Insertion Loss ($F_c \pm 2.0$ MHz)	dB	-	2.5	3.5
Amplitude Ripple ($F_c \pm 2.0$ MHz)	dB	-	1.0	2.0
Absolute Group Delay at F_c	nsec	-	55	-
Group Delay Variation ($F_c \pm 2.0$ MHz)	nsec	-	10	-
VSWR ($F_c \pm 2.0$ MHz)		-	1.5	2.0
Relative Attenuation 837.5 MHz ~ 897.5 MHz 987.5 MHz ~ 1037.5 MHz	dB	45 45	50 50	-
Temperature Coefficient of Frequency	ppm/ $^{\circ}\text{C}$	-	-32	-

Notes :

- 1) All specifications are based on the matching schematic shown below, measured by Agilent Network analyzer and full 2 port calibration.
- 2) Electrical margin has been built into the design to account for the variations due to temperature drift and manufacturing tolerances
- 3) All attenuation measurements are measured relative to insertion loss


	ITF Co., Ltd. 102-901, Bucheon Technopark 364, Samjeong-Dong, Ojeong-Gu, Bucheon-City, Gyeonggi-Do, Korea 421-809	Part No.	F9374	
		Rev. Date	2008-05-29	
		Rev.	NR4012-PS02	2/7

SAW Bandpass Filter F9374



Matching Schematic

(Actual matching values may vary due to PCB layout and parasitics)




Marking Configuration

ITF¹⁾

9374²⁾

1) Manufacturer name

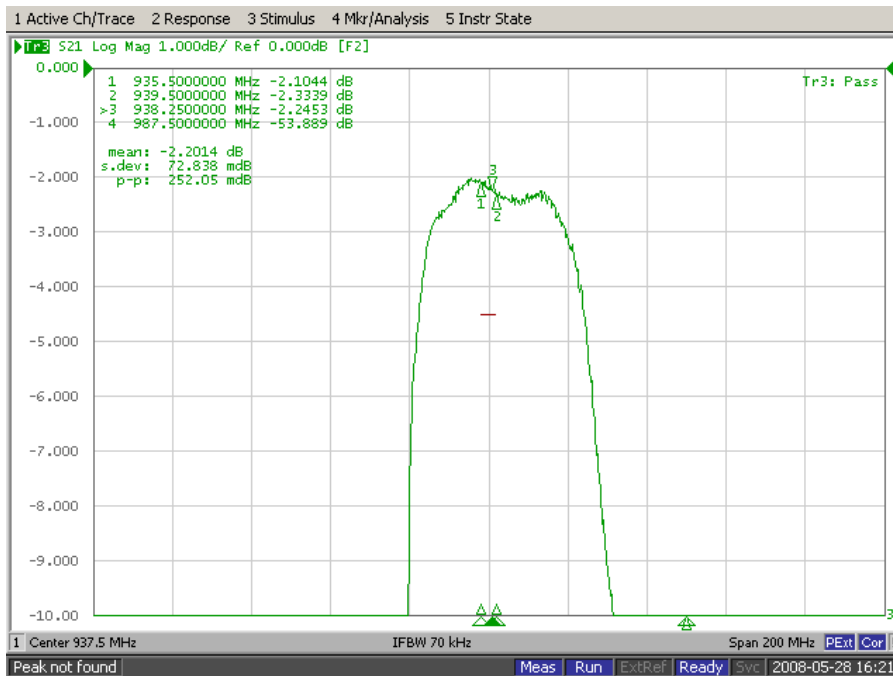
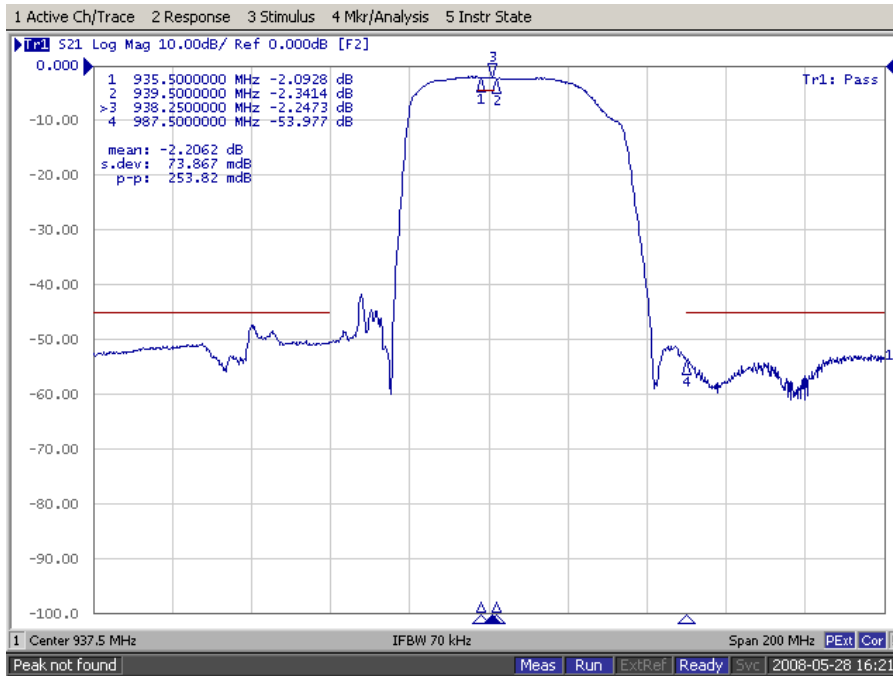
2) Marking Number

 Integrated Technology Future	ITF Co., Ltd. 102-901, Bucheon Technopark 364, Samjeong-Dong, Ojeong-Gu, Bucheon-City, Gyeonggi-Do, Korea 421-809	Part No.	F9374	
		Rev. Date	2008-05-29	
		Rev.	NR4012-PS02	3/7

SAW Bandpass Filter F9374



Typical Performance (at 25°C)

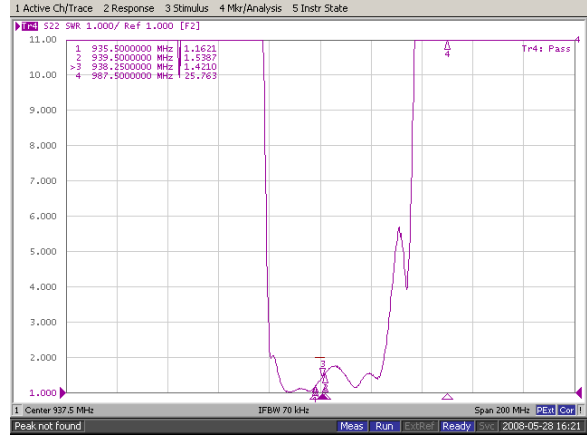
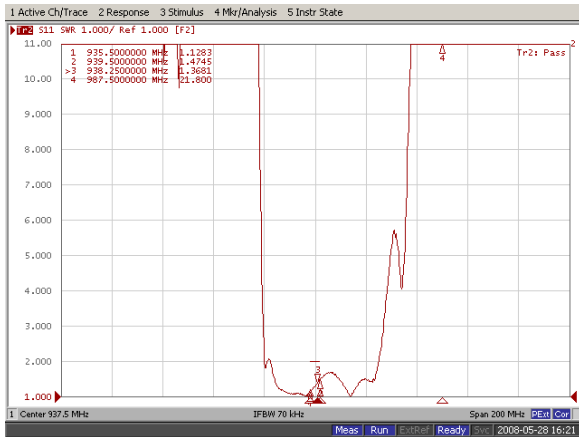


ITF Co., Ltd. 102-901, Bucheon Technopark 364, Samjeong-Dong, Ojeong-Gu, Bucheon-City, Gyeonggi-Do, Korea 421-809	Part No.	F9374	
	Rev. Date	2008-05-29	
	Rev.	NR4012-PS02	4/7

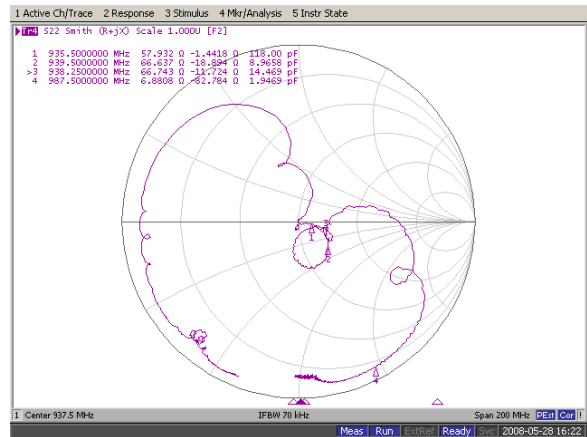
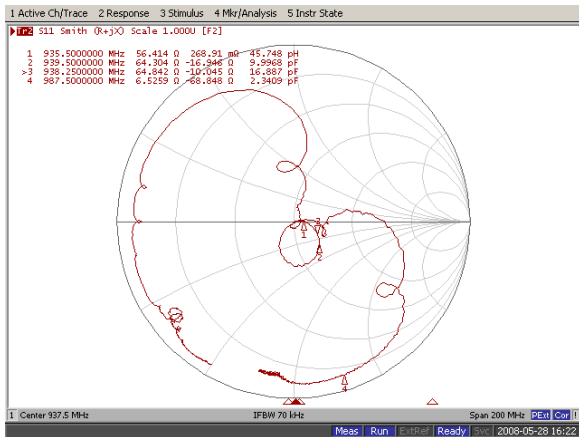
SAW Bandpass Filter F9374



Input / Output VSWR Charts



Input / Output Smith Charts



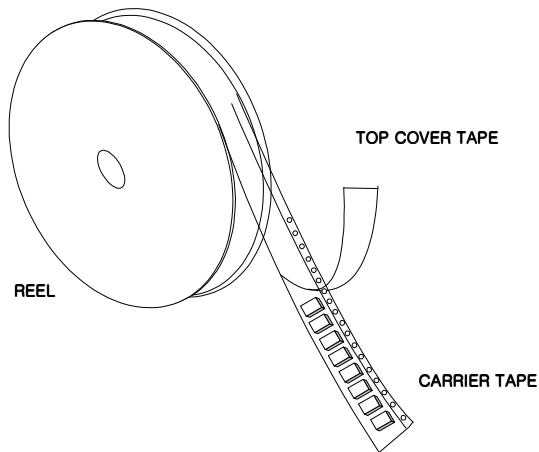
	ITF Co., Ltd. 102-901, Bucheon Technopark 364, Samjeong-Dong, Ojeong-Gu, Bucheon-City, Gyeonggi-Do, Korea 421-809	Part No.	F9374	
		Rev. Date	2008-05-29	
		Rev.	NR4012-PS02	5/7

SAW Bandpass Filter F9374



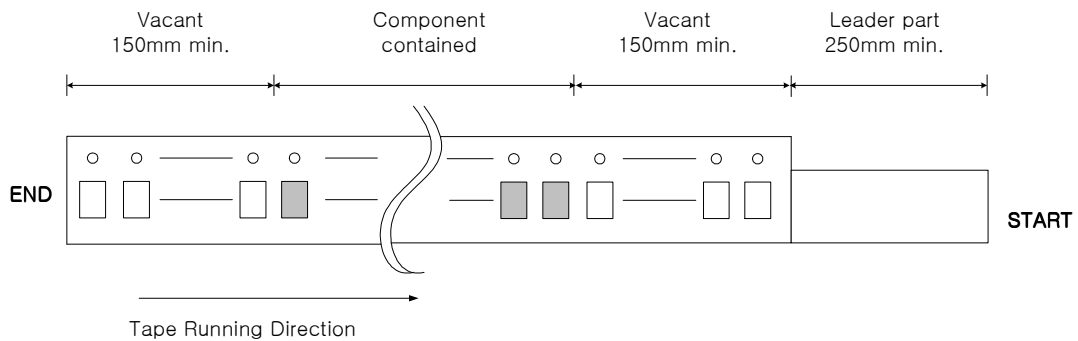
Packing Specification

1. Reeling Quantity : 1000 pcs / reel
2. Taping Structure : The tape shall be wound around the reel in the direction shown below.



Tape Specification

1. Leader part and vacant position specification

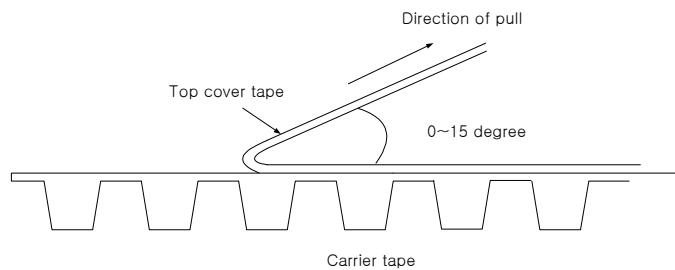


2. Tensile strength of carrier tape

4.4N/mm width

3. Top cover tape adhesion

- 1) pull off angle : 0~15°
- 2) speed : 300mm/min
- 3) force : 20~70g



	ITF Co., Ltd. 102-901, Bucheon Technopark 364, Samjeong-Dong, Ojeong-Gu, Bucheon-City, Gyeonggi-Do, Korea 421-809	Part No.	F9374	
		Rev. Date	2008-05-29	
		Rev.	NR4012-PS02	6/7

