

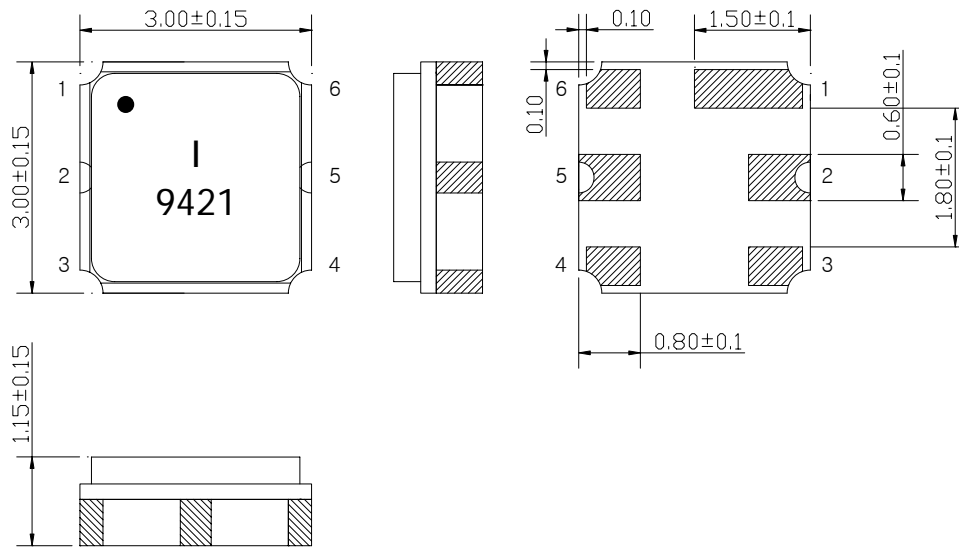
# SAW Bandpass Filter F9421



## Features

- RF bandpass filter for UCAM
- Usable bandwidth 30MHz (927.5MHz ~ 957.5 MHz)
- No matching single-ended operation
- Ceramic Surface Mounted Device Package ( 3.0 mm × 3.0 mm )

## Package Dimensions



Dimensions shown are nominal in millimeters

Body :  $\text{Al}_2\text{O}_3$  Ceramic

Lid : Kovar, Ni Plated

Terminations : Au plating 0.3 ~ 1.0  $\mu\text{m}$ , Over a 1.27 ~ 8.89  $\mu\text{m}$   
Ni Plating


### Pin Configurations

2	Input
5	Output
1, 3, 4, 6	Case ground

## Maximum Ratings

Parameters	Unit	Minimum	Typical	Maximum
Operating Temperature Range	$^{\circ}\text{C}$	-30	25	85
Storage Temperature Range	$^{\circ}\text{C}$	-40	-	85
Power Handling Capability	dBm	-	-	23

Electrostatics Sensitive Device (ESD)

	<b>ITF Co., Ltd.</b> 102-901, Bucheon Technopark 364, Samjeong-Dong, Ojeong-Gu, Bucheon-City, Gyeonggi-Do, Korea 421-809	Part No.	F9421	
		Rev. Date	2005-12-08	
		Rev.	NR4009-AS01	1/7

# SAW Bandpass Filter F9421



## Specifications

	Minimum	Typical	Maximum	Unit
Center Frequency ( Fc )	-	942.5	-	MHz
Insertion Loss (In Fc +/- 15 MHz)	-	3.2	4.0	dB
Amplitude Ripple (In Fc +/- 15 MHz)	-	0.5	1.5	dB
VSWR (In Fc +/- 15 MHz)	-	1.8	2.1	
Relative Attenuation				
0.3 MHz ~ 550.0 MHz	-	40	-	dB
550.0 MHz ~ 750.0 MHz	-	40	-	
750.0 MHz ~ 898.5 MHz	25	30	-	
986.5 MHz ~ 1200 MHz	21	25	-	
Temperature Range (Operational)	-30	25	85	°C
Input RF Power (In Fc +/- 15 MHz)		-	23	dBm
Input/Output Impedance		50		Ohms

### Notes :

- 1) All specifications are based on the matching schematic shown below, measured by Agilent Network analyzer and full 2 port calibration.
- 2) Electrical margin has been built into the design to account for the variations due to temperature drift and manufacturing tolerances


	<b>ITF Co., Ltd.</b> 102-901, Bucheon Technopark 364, Samjeong-Dong, Ojeong-Gu, Bucheon-City, Gyeonggi-Do, Korea 421-809	Part No.	F9421	
		Rev. Date	2005-12-08	
		Rev.	NR4009-AS01	2/7

# SAW Bandpass Filter F9421



## Matching Schematic

( Actual matching values may vary due to PCB layout and parasitics )



## Marking Configuration


●<sup>1)</sup>  
I<sup>2)</sup>  
9421<sup>3)</sup>

1) Pad Number 1 Index

2) Manufacturer name

3) Marking Number

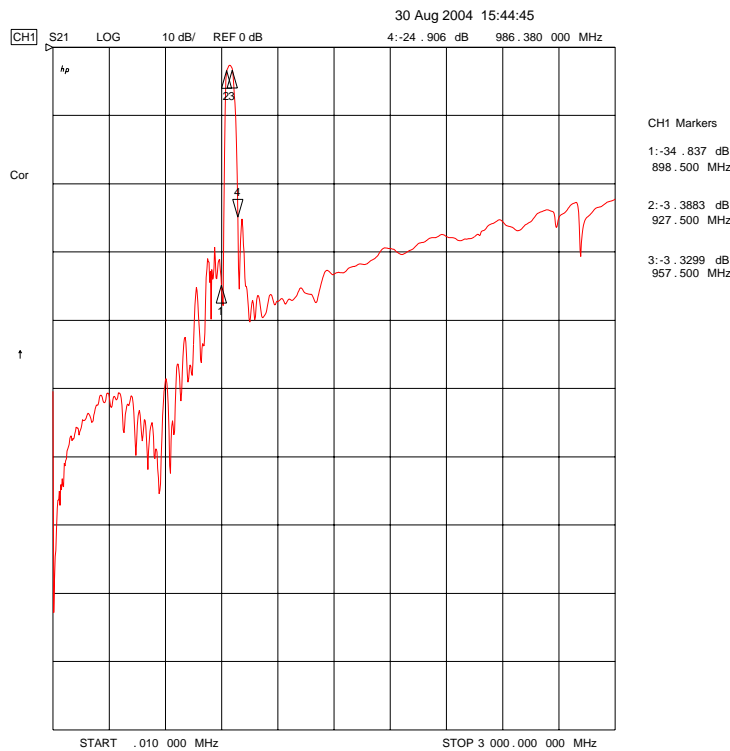
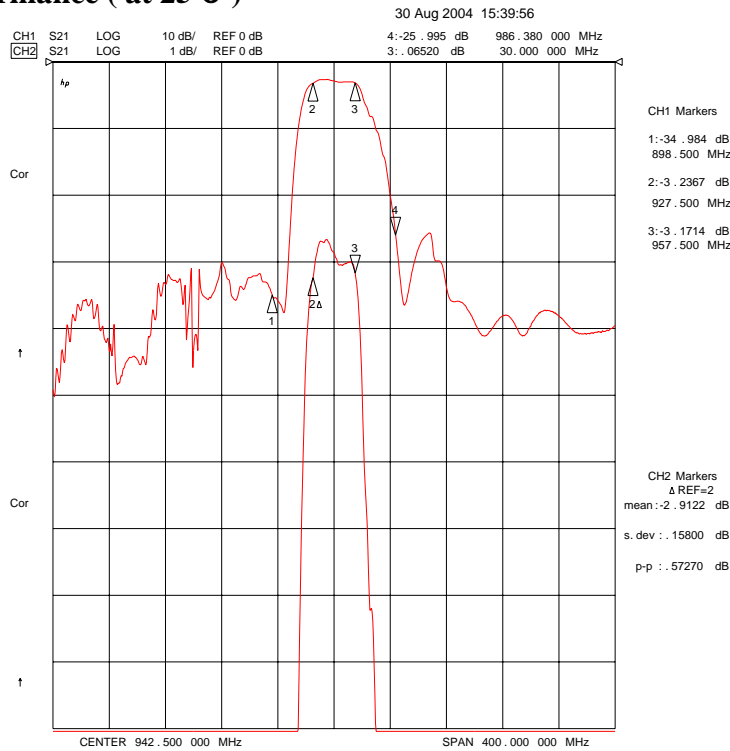
\* Ink or Laser Marking available

 Integrated Technology Future	<b>ITF Co., Ltd.</b> 102-901, Bucheon Technopark 364, Samjeong-Dong, Ojeong-Gu, Bucheon-City, Gyeonggi-Do, Korea 421-809	Part No.	F9421	
		Rev. Date	2005-12-08	
		Rev.	NR4009-AS01	3/7

# SAW Bandpass Filter F9421



## Typical Performance ( at 25°C )

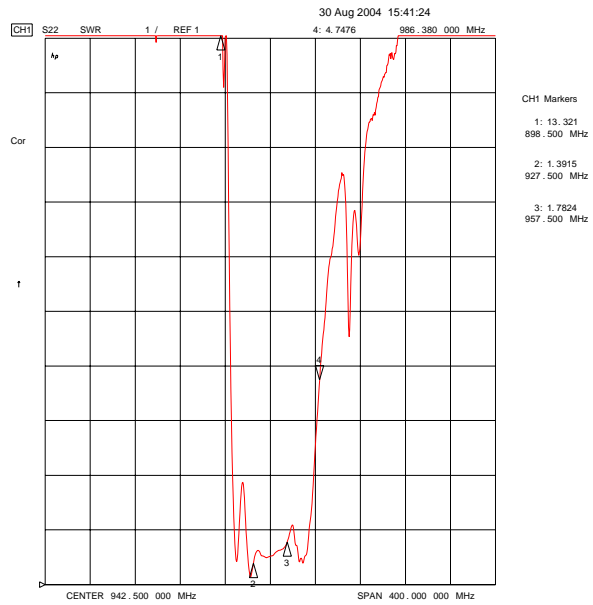
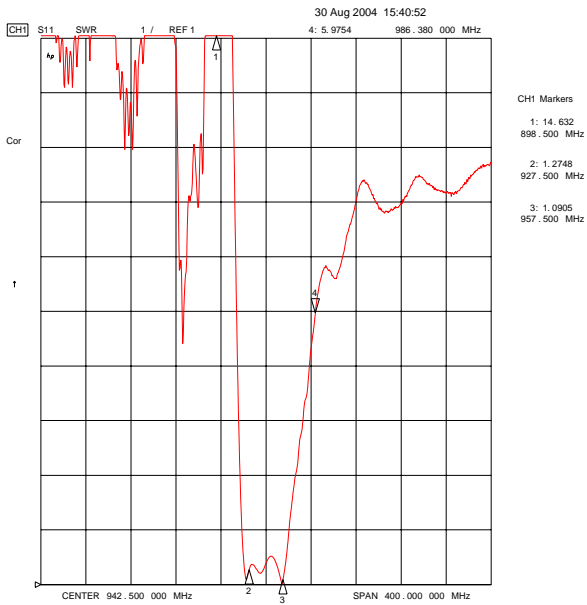


	<b>ITF Co., Ltd.</b> 102-901, Bucheon Technopark 364, Samjeong-Dong, Ojeong-Gu, Bucheon-City, Gyeonggi-Do, Korea 421-809	Part No.	F9421	
		Rev. Date	2005-12-08	
		Rev.	NR4009-AS01	4/7

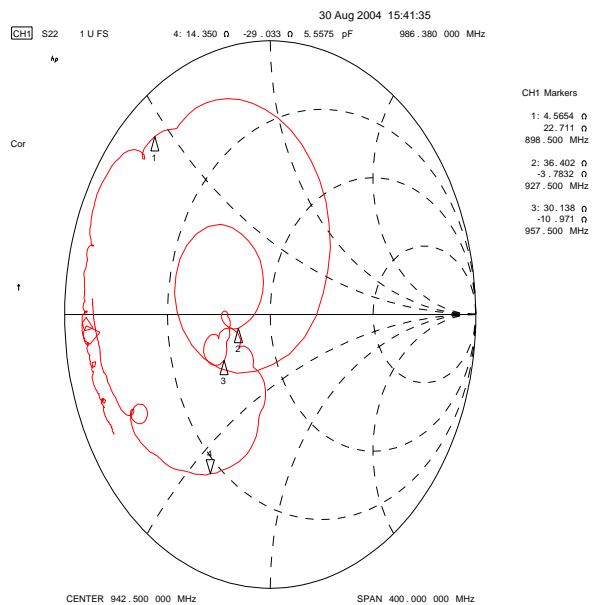
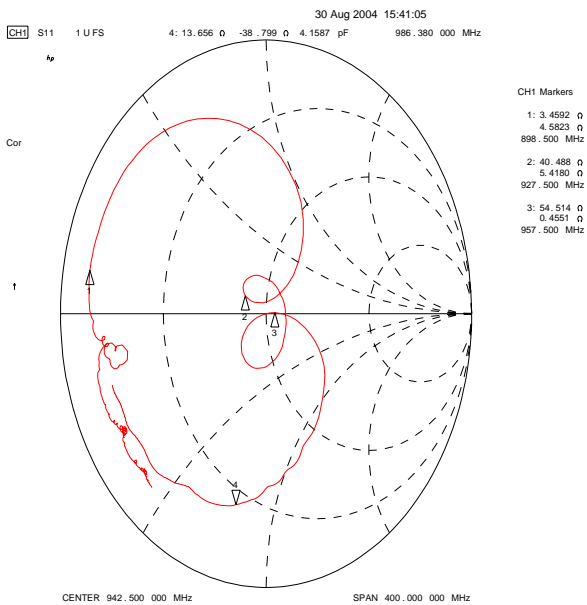
# SAW Bandpass Filter F9421



## Input / Output VSWR Charts



## Input / Output Smith Charts



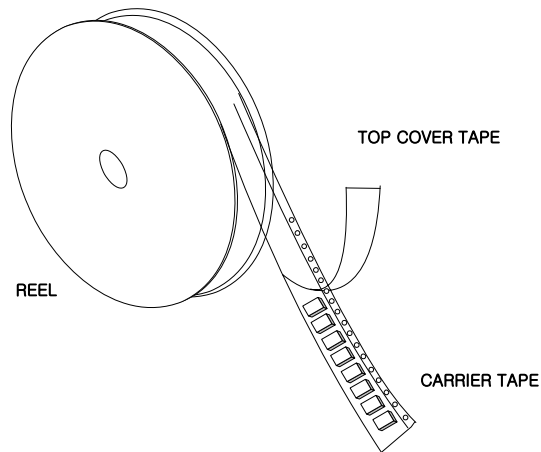
	<b>ITF Co., Ltd.</b> 102-901, Bucheon Technopark 364, Samjeong-Dong, Ojeong-Gu, Bucheon-City, Gyeonggi-Do, Korea 421-809	Part No.	F9421	
		Rev. Date	2005-12-08	
		Rev.	NR4009-AS01	5/7

# SAW Bandpass Filter F9421



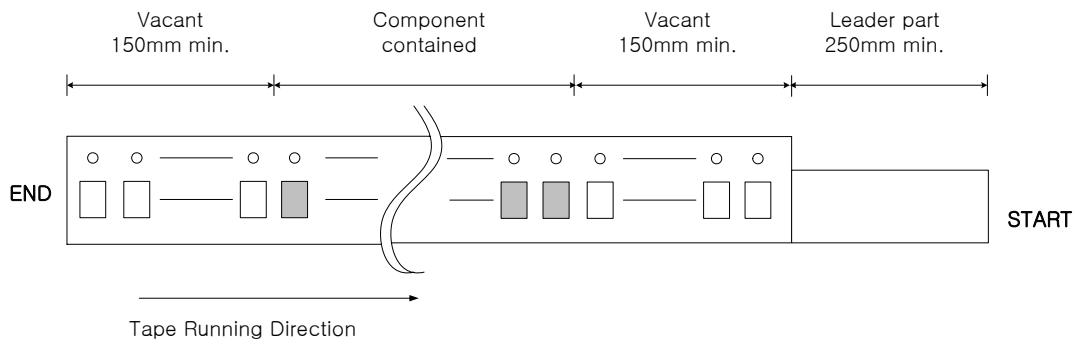
## Packing Specification

1. Reeling Quantity : 3000 pcs / 13" reel ( or 1000 pcs / 7" reel )
2. Taping Structure : The tape shall be wound around the reel in the direction shown below.



## Tape Specification

1. Leader part and vacant position specification

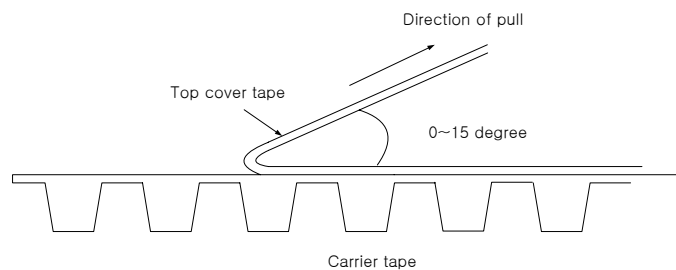


2. Tensile strength of carrier tape

4.4N/mm width

3. Top cover tape adhesion

- 1) pull off angle : 0~15°
- 2) speed : 300mm/min
- 3) force : 20~70g

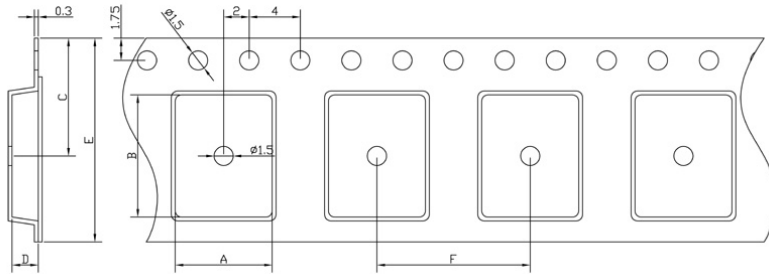


	<b>ITF Co., Ltd.</b> 102-901, Bucheon Technopark 364, Samjeong-Dong, Ojeong-Gu, Bucheon-City, Gyeonggi-Do, Korea 421-809	Part No.	F9421	
		Rev. Date	2005-12-08	
		Rev.	NR4009-AS01	6/7

# SAW Bandpass Filter F9421

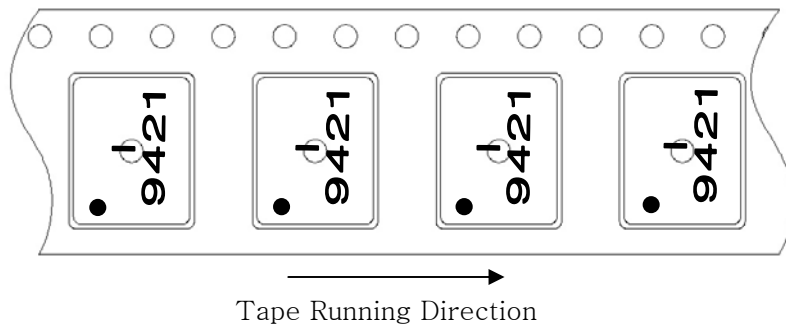


## Carrier Tape Dimensions [unit : mm]

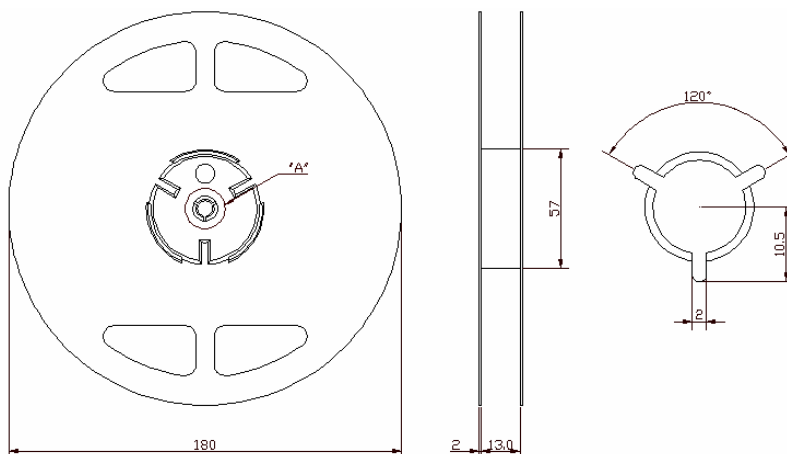


A	3.40 ± 0.1
B	3.40 ± 0.1
C	7.25 ± 0.1
D	1.60 ± 0.1
E	12.00 ± 0.1
F	8.00 ± 0.1

## Part Direction



## Reel Dimensions [unit : mm]



	<b>ITF Co., Ltd.</b> 102-901, Bucheon Technopark 364, Samjeong-Dong, Ojeong-Gu, Bucheon-City, Gyeonggi-Do, Korea 421-809	Part No.	F9421	
		Rev. Date	2005-12-08	
		Rev.	NR4009-AS01	7/7