

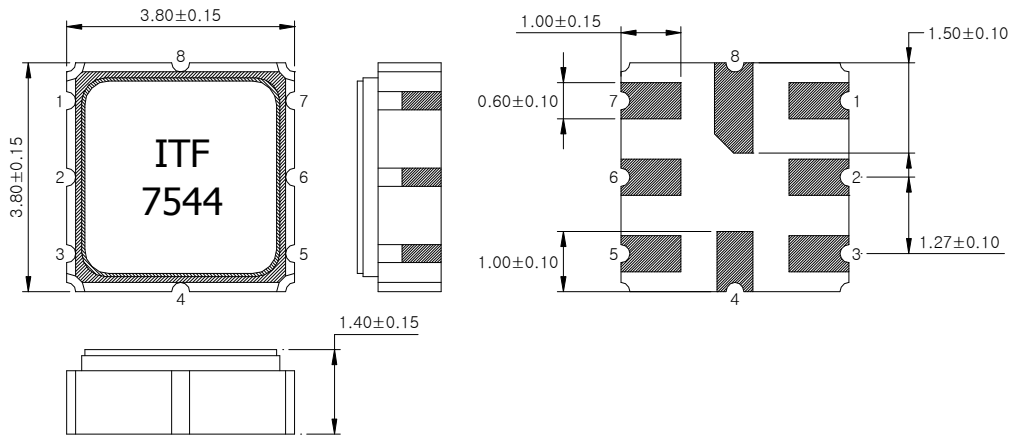
SAW Bandpass Filter F7544



Features

- RF bandpass filter
- High attenuation
- Usable bandwidth 40MHz
- No matching 50Ω single-ended operation
- Ceramic Surface Mounted Device (SMD) Package
- RoHS Compliant

Package Dimensions



Dimensions shown are nominal in millimeters

Body : Al_2O_3 Ceramic

Lid : Kovar, Ni Plated

Terminations : Au plating 0.3 ~ 1.0 um, Over a 1.27 ~ 8.89 um Ni Plating

Pin Configuration	
2	Input
6	Output
1,3,4,5,7,8	Ground

Maximum Ratings

Parameter	Unit	Minimum	Typical	Maximum
Operating Temperature Range	°C	-40	25	85
Storage Temperature Range	°C	-40	25	85
Power Handling Capability	dBm	-	-	10

Electrostatics Sensitive Device (ESD)

	ITF Co., Ltd. 102-901, Bucheon Technopark 364, Samjeong-Dong, Ojeong-Gu, Bucheon-City, Gyeonggi-Do, Korea 421-809	Part No.	F7544	
		Rev. Date	2014-09-26	
		Rev.	NR3012-AS04	1/7

SAW Bandpass Filter F7544



Specifications

$F_c = 754.95\text{MHz}$

Terminating source impedance : 50Ω

Terminating load impedance : 50Ω

		Minimum	Typical	Maximum
Center Frequency (F_c)	MHz	-	754.95	-
Insertion Loss ($F_c \pm 20$ MHz)	dB	-	4.2	5.5
Amplitude Ripple ($F_c \pm 20$ MHz)	dB	-	1.0	2.5
Absolute Group Delay at F_c	ns	-	10	-
Group Delay Variation ($F_c \pm 20$ MHz)	ns	-	20	-
VSWR ($F_c \pm 20$ MHz)		-	2.5	3.0
Relative Attenuation				
0.3 ~ $F_c - 60$ MHz	dB	33	39	-
$F_c + 40$ ~ $F_c + 110$ MHz		20	25	
$F_c + 110$ ~ $F_c + 400$ MHz		33	39	
Temperature Coefficient of Frequency	ppm/ $^{\circ}\text{C}$	-	-80	-

Notes :

- 1) All specifications are based on the matching schematic shown below, measured by Agilent Network analyzer and full 2 port calibration.
- 2) Electrical margin has been built into the design to account for the variations due to temperature drift and manufacturing tolerances
- 3) All attenuation measurements are measured relative to insertion loss


	ITF Co., Ltd. 102-901, Bucheon Technopark 364, Samjeong-Dong, Ojeong-Gu, Bucheon-City, Gyeonggi-Do, Korea 421-809	Part No.	F7544	
		Rev. Date	2014-09-26	
		Rev.	NR3012-AS04	2/7

SAW Bandpass Filter F7544



Matching Schematic

(Actual matching values may vary due to PCB layout and parasitics)




Marking Configuration

ITF¹⁾
7544²⁾

1) Manufacturer name

2) Marking Number

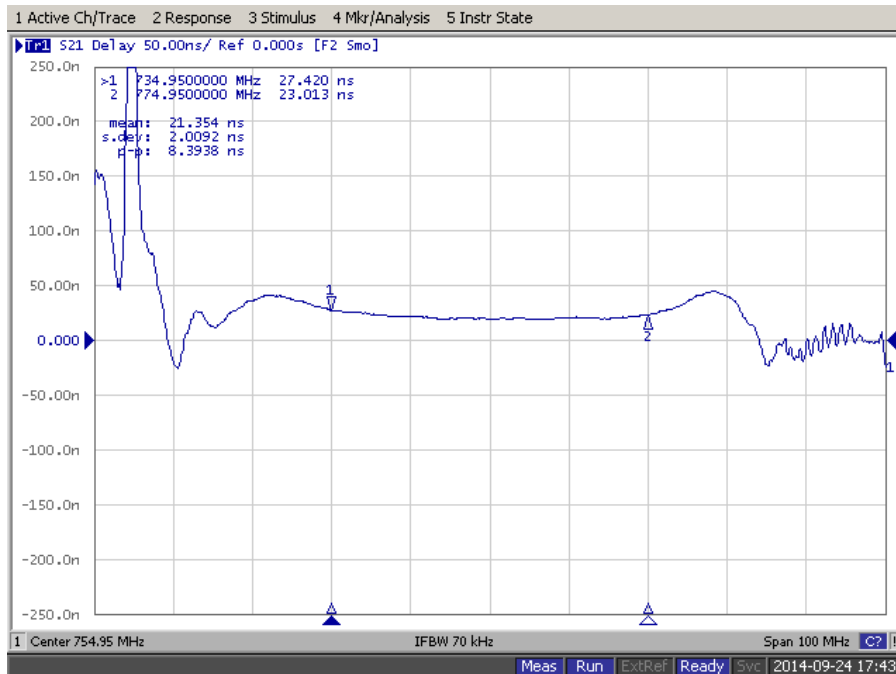
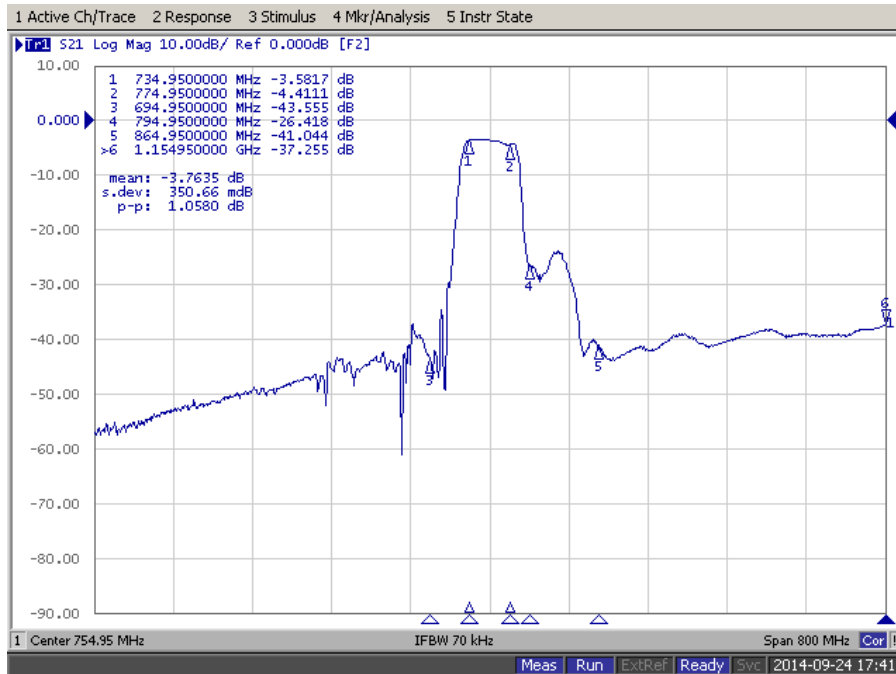
* Ink or Laser Marking available

 Integrated Technology Future	ITF Co., Ltd. 102-901, Bucheon Technopark 364, Samjeong-Dong, Ojeong-Gu, Bucheon-City, Gyeonggi-Do, Korea 421-809	Part No.	F7544	
		Rev. Date	2014-09-26	
		Rev.	NR3012-AS04	3/7

SAW Bandpass Filter F7544



Typical Performance (at 25°C)



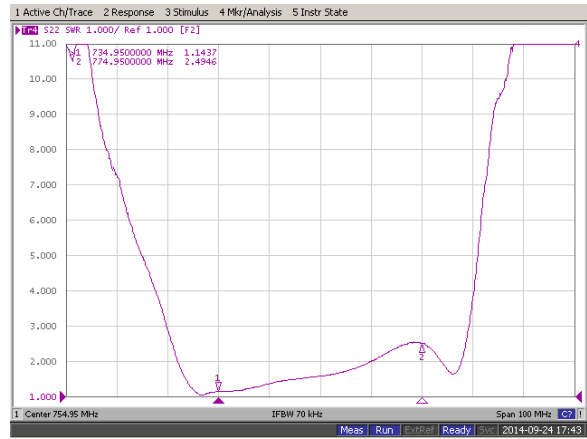
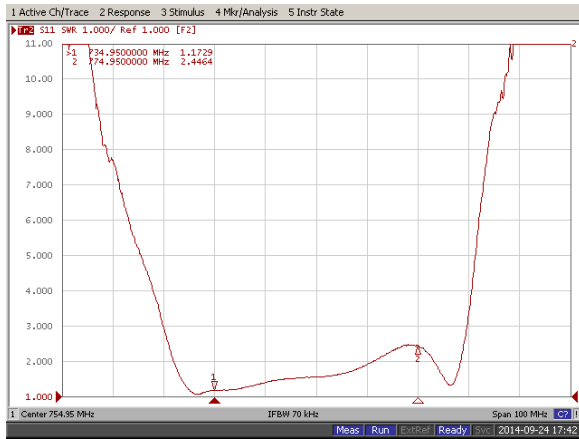
ITF Co., Ltd.
 102-901, Bucheon Technopark 364,
 Samjeong-Dong, Ojeong-Gu, Bucheon-City,
 Gyeonggi-Do, Korea 421-809

Part No.	F7544	
Rev. Date	2014-09-26	
Rev.	NR3012-AS04	4/7

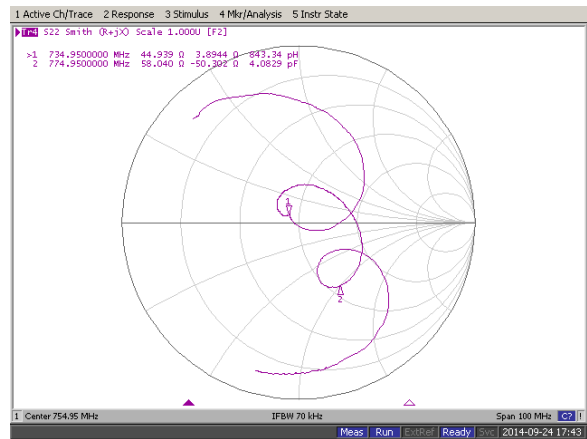
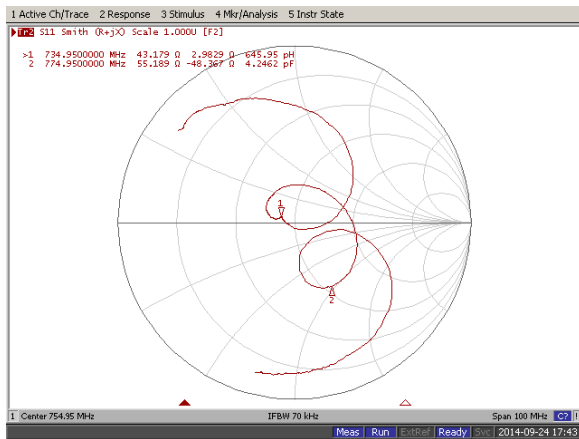
SAW Bandpass Filter F7544



Input / Output VSWR Charts



Input / Output Smith Charts



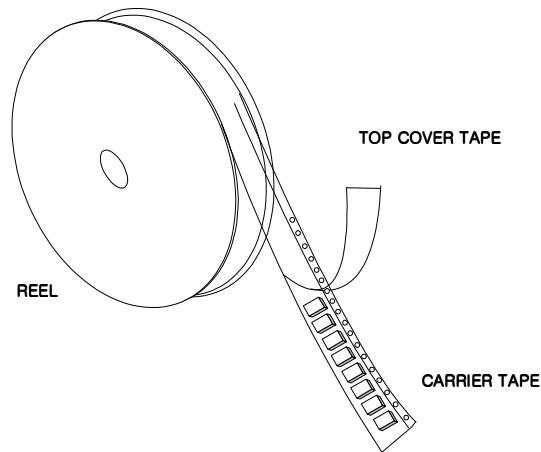
	ITF Co., Ltd. 102-901, Bucheon Technopark 364, Samjeong-Dong, Ojeong-Gu, Bucheon-City, Gyeonggi-Do, Korea 421-809	Part No.	F7544	
		Rev. Date	2014-09-26	
		Rev.	NR3012-AS04	5/7

SAW Bandpass Filter F7544



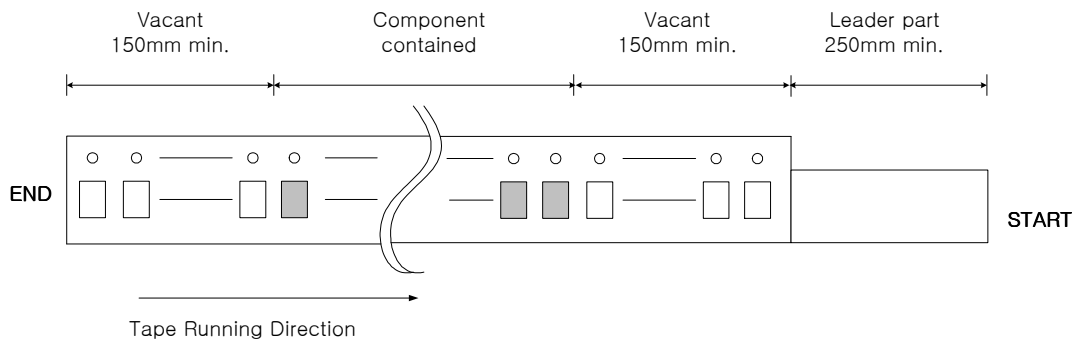
Packing Specification

1. Reeling Quantity : 1000 pcs / reel
2. Taping Structure : The tape shall be wound around the reel in the direction shown below.



Tape Specification

1. Leader part and vacant position specification

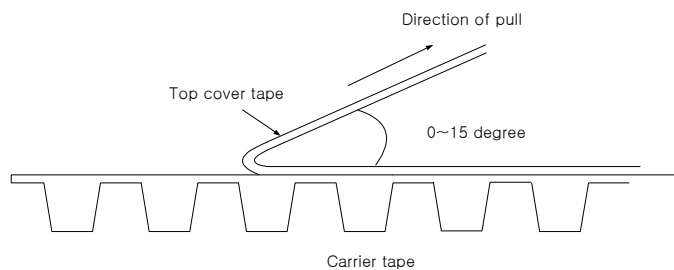


2. Tensile strength of carrier tape

4.4N/mm width

3. Top cover tape adhesion

- 1) pull off angle : 0~15°
- 2) speed : 300mm/min
- 3) force : 20~70g



	ITF Co., Ltd. 102-901, Bucheon Technopark 364, Samjeong-Dong, Ojeong-Gu, Bucheon-City, Gyeonggi-Do, Korea 421-809	Part No.	F7544	
		Rev. Date	2014-09-26	
		Rev.	NR3012-AS04	6/7

