

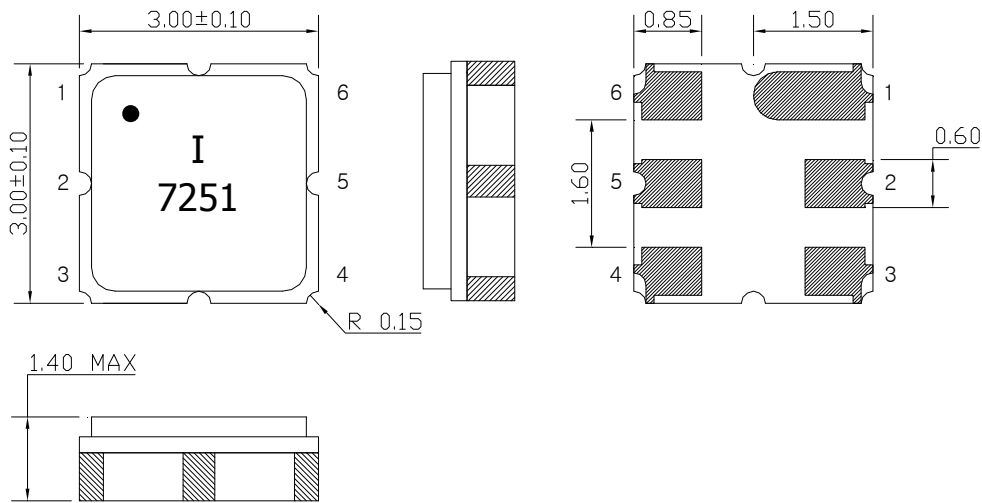
SAW Bandpass Filter F7251



Features

- RF Bandpass Filter
- No impedance matching require for operation at 50 Ω
- Ceramic Surface Mounted Device Package (3.0 mm * 3.0 mm)
- Single-ended Operation
- RoHS Compliant

Package Dimensions



Dimensions shown are nominal in millimeters

Body : Al_2O_3 Ceramic

Lid : Kovar, Ni Plated

Terminations : Au plating 0.3 ~ 1.0 μm , Over a 1.27 ~ 8.89 μm
Ni Plating


Pin Configurations

2	Input
5	Output
1, 3, 4, 6	Case ground

Maximum Ratings

Parameters	Unit	Minimum	Typical	Maximum
Operating Temperature Range	°C	-30	25	85
Storage Temperature Range	°C	-40	25	85
Power Handling Capability	dBm	-	-	10

Electrostatics Sensitive Device (ESD)

	ITF Co., Ltd. 102-901, Bucheon Technopark 364, Samjeong-Dong, Ojeong-Gu, Bucheon-City, Gyeonggi-Do, Korea 421-809	Part No.	F7251	
		Rev. Date	2015-12-1	
		Rev.	AS01	1/7

SAW Bandpass Filter F7251




Specifications

$F_c = 725.5 \text{ MHz}$

	Minimum	Typical	Maximum	Unit
Center Frequency (F_c)	-	725.5	-	MHz
Insertion Loss (703 ~ 748 MHz)	-	4.0	4.5	dB
Amplitude Ripple (703 ~ 748 MHz)	-	1.3	2.0	dB p-p
VSWR (703 ~ 748 MHz)	-	2.0	2.5	
Attenuation				
0.3 ~ 670 MHz	24	28	-	dB
670 ~ 690 MHz	3	7	-	
758 ~ 803 MHz	3	6	-	
803 ~ 1000 MHz	27	30	-	
1000 ~ 3000 MHz	8	28	-	
Input/Output Impedance		50		Ohms

Notes :

- 1) All specifications are based on the matching schematic shown below, measured by Agilent Network analyzer and full 2 port calibration.
- 2) Electrical margin has been built into the design to account for the variations due to temperature drift and manufacturing tolerances
- 3) All attenuation measurements are measured relative to insertion loss


	ITF Co., Ltd. 102-901, Bucheon Technopark 364, Samjeong-Dong, Ojeong-Gu, Bucheon-City, Gyeonggi-Do, Korea 421-809	Part No.	F7251	
		Rev. Date	2015-12-1	
		Rev.	AS01	2/7

SAW Bandpass Filter F7251



Matching Schematic

(Actual matching values may vary due to PCB layout and parasitics)



Marking Configuration


●¹⁾
I²⁾
7251³⁾

1) Pad Number 1 Index

2) Manufacturer name

3) Marking Number

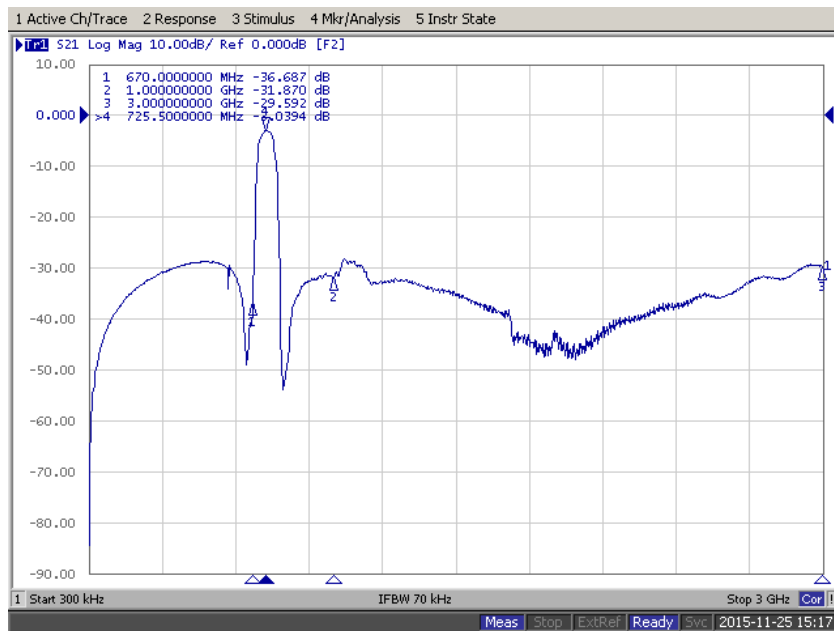
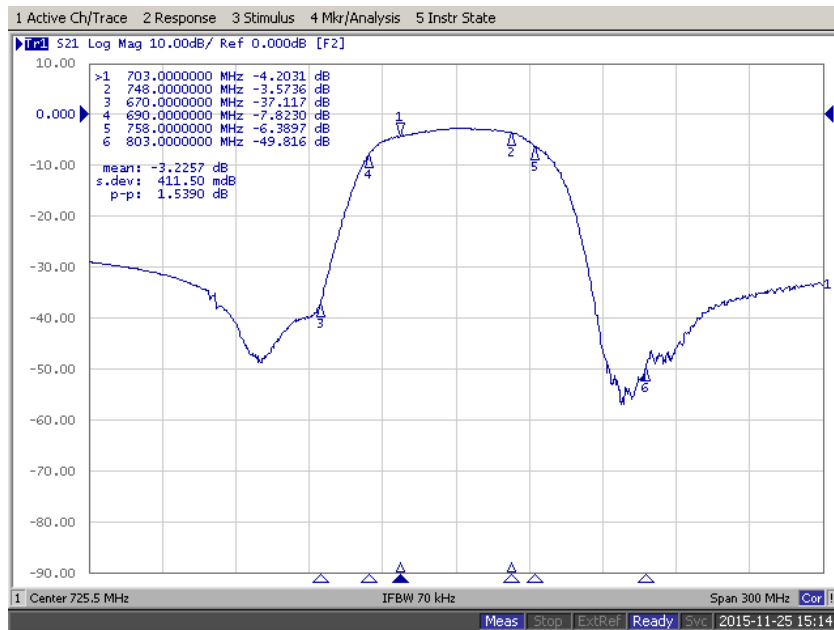
* Ink or Laser Marking available

 Integrated Technology Future	ITF Co., Ltd. 102-901, Bucheon Technopark 364, Samjeong-Dong, Ojeong-Gu, Bucheon-City, Gyeonggi-Do, Korea 421-809	Part No.	F7251	
		Rev. Date	2015-12-1	
		Rev.	AS01	3/7

SAW Bandpass Filter F7251



Typical Performance (at 25°C)



ITF Co., Ltd.
102-901, Bucheon Technopark 364,
Samjeong-Dong, Ojeong-Gu, Bucheon-City,
Gyeonggi-Do, Korea 421-809

Part No.

F7251

Rev. Date

2015-12-1

Rev.

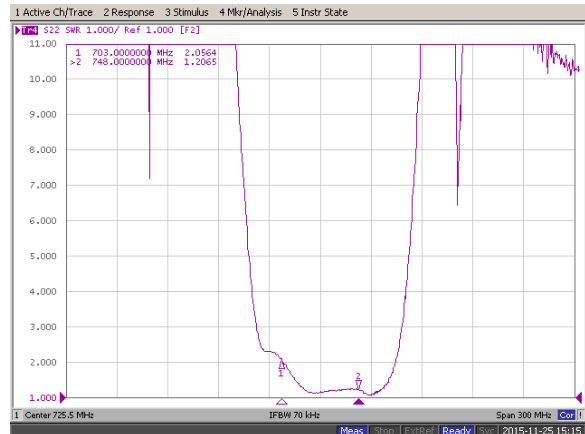
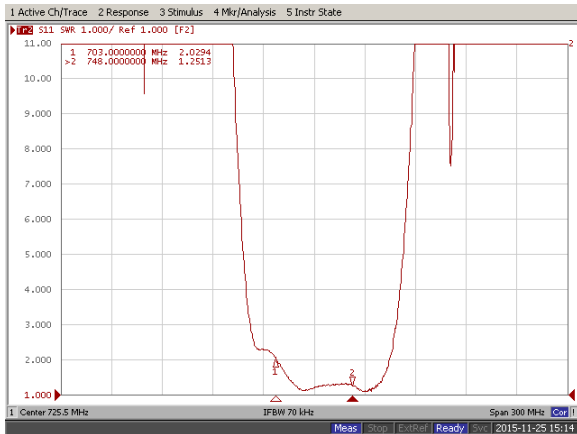
AS01

4/7

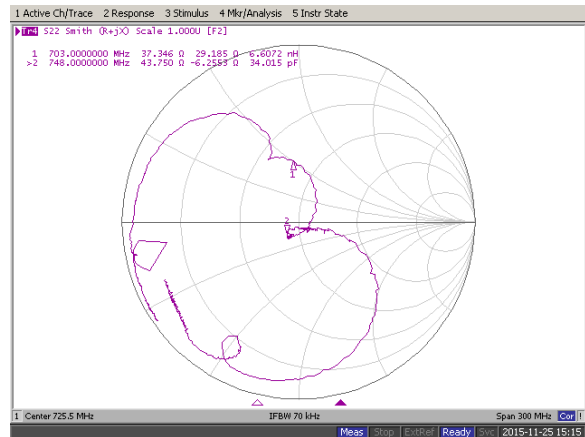
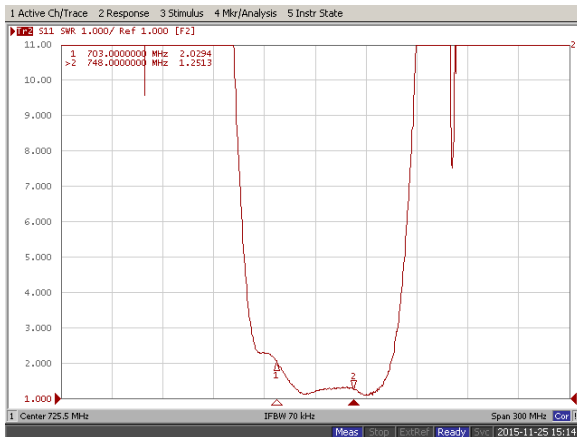
SAW Bandpass Filter F7251



Input / Output VSWR



Input / Output Smith Charts

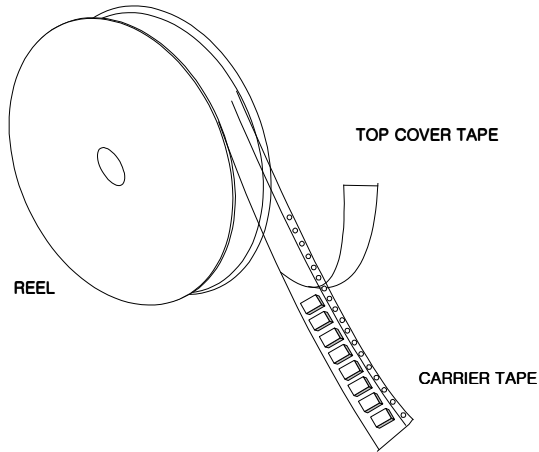


ITF Co., Ltd.
 102-901, Bucheon Technopark 364,
 Samjeong-Dong, Ojeong-Gu, Bucheon-City,
 Gyeonggi-Do, Korea 421-809

Part No.	F7251	
Rev. Date	2015-12-1	
Rev.	AS01	5/7

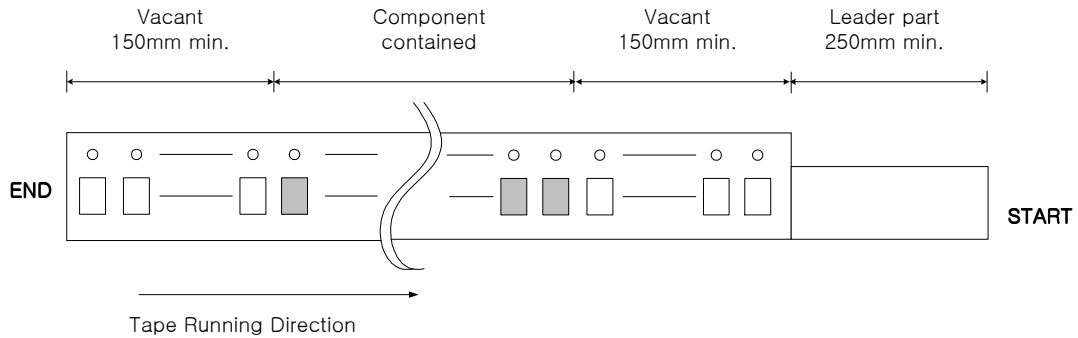
Packing Specifications

1. Reeling Quantity : 3000 pcs / 13" reel (or 1000 pcs / 7" reel)
2. Taping Structure : The tape shall be wound around the reel in the direction shown below.



Tape Specification

1. Leader part and vacant position specification

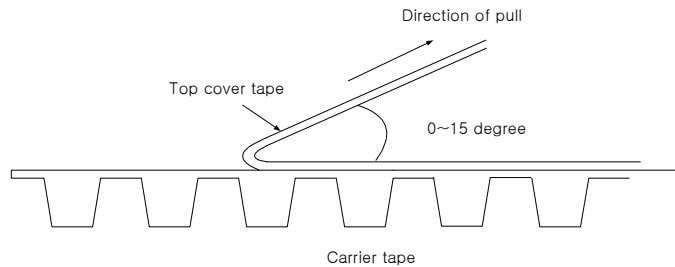


2. Tensile strength of carrier tape

4.4N/mm width

3. Top cover tape adhesion

- 1) pull off angle : 0~15°
- 2) speed : 300mm/min
- 3) force : 20~70g

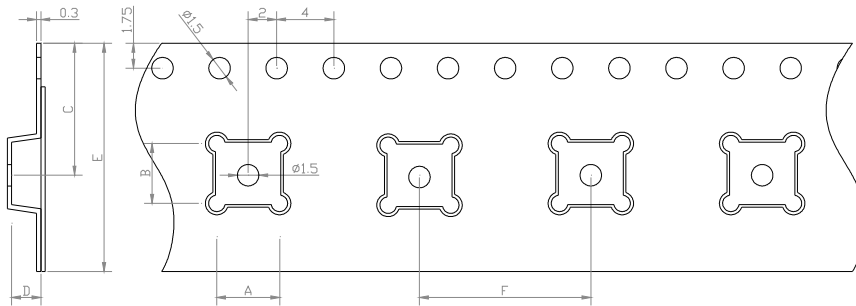


	ITF Co., Ltd. 102-901, Bucheon Technopark 364, Samjeong-Dong, Ojeong-Gu, Bucheon-City, Gyeonggi-Do, Korea 421-809	Part No.	F7251	
		Rev. Date	2015-12-1	
		Rev.	AS01	6/7

SAW Bandpass Filter F7251

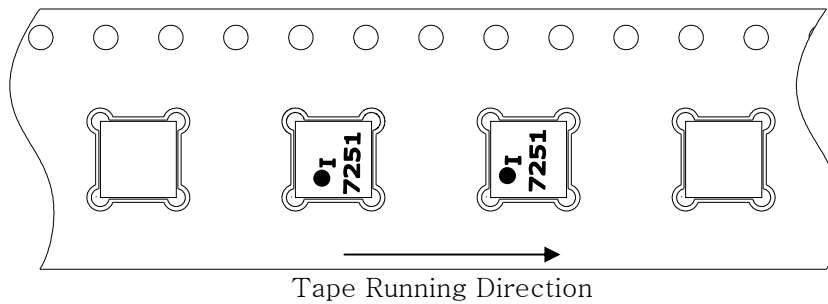


Carrier Tape Dimensions [unit : mm]

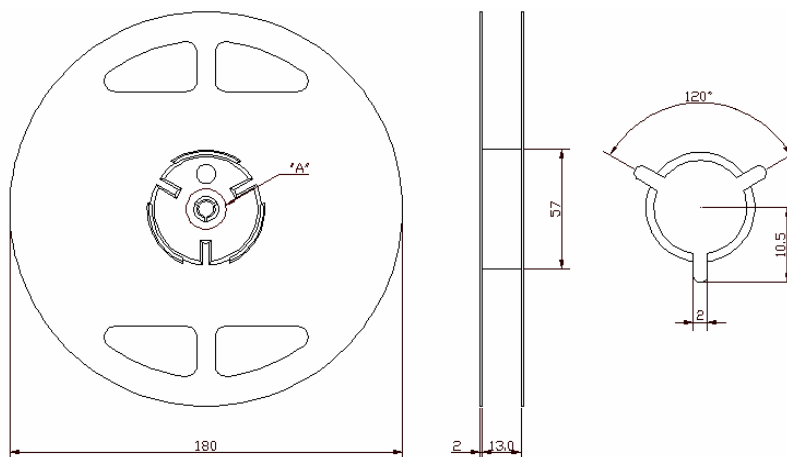


A	3.40 ± 0.1
B	3.40 ± 0.1
C	7.25 ± 0.1
D	1.70 ± 0.1
E	12.00 ± 0.1
F	8.00 ± 0.1

Part Direction



Reel Dimensions [unit : mm]



	ITF Co., Ltd. 102-901, Bucheon Technopark 364, Samjeong-Dong, Ojeong-Gu, Bucheon-City, Gyeonggi-Do, Korea 421-809	Part No.	F7251	
		Rev. Date	2015-12-1	
		Rev.	AS01	7/7