

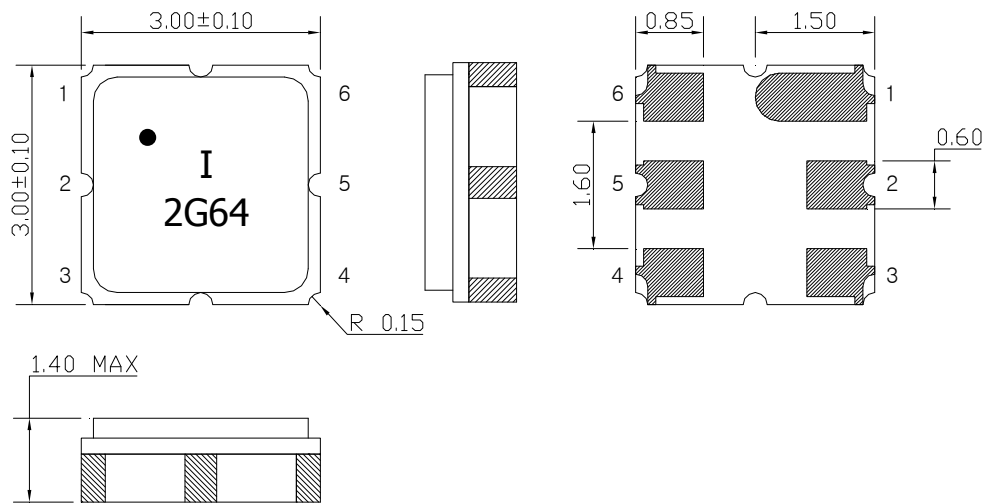
SAW Bandpass Filter F2G64



Features

- RF Bandpass Filter
- No impedance matching require for operation at 50 Ω
- Ceramic Surface Mounted Device Package (3.0 mm * 3.0 mm)
- Single-ended Operation
- RoHS Compliant

Package Dimensions



Dimensions shown are nominal in millimeters

Body : Al₂O₃ Ceramic

Lid : Kovar, Ni Plated

Terminations : Au plating 0.3 ~ 1.0 um, Over a 1.27 ~ 8.89 um
Ni Plating

Pin Configurations

| | |
|------------|-------------|
| 2 | Input |
| 5 | Output |
| 1, 3, 4, 6 | Case ground |

Maximum Ratings

| Parameters | Unit | Minimum | Typical | Maximum |
|-----------------------------|------|---------|---------|---------|
| Operating Temperature Range | ℃ | -40 | 25 | 85 |
| Storage Temperature Range | ℃ | -40 | 25 | 85 |
| Power Handling Capability | dBm | - | - | 10 |

Electrostatics Sensitive Device (ESD)

| | | | | |
|--|---|-----------|-------------|-----|
| | ITF Co., Ltd. 102-901, Bucheon Technopark 364, Samjeong-Dong, Ojeong-Gu, Bucheon-City, Gyeonggi-Do, Korea 421-809 | Part No. | F2G64 | |
| | | Rev. Date | 2014-02-28 | |
| | | Rev. | NCPB01-AS01 | 1/7 |

SAW Bandpass Filter F2G64




Specifications

Fc = 2650 MHz

| | Minimum | Typical | Maximum | Unit |
|-----------------------------------|---------|---------|---------|------|
| Center Frequency (Fc) | - | 2650 | - | MHz |
| Insertion Loss (2640 ~2660 MHz) | - | 1.5 | 3.0 | dB |
| Amplitude Ripple (2640 ~2660 MHz) | - | 0.4 | 1.5 | dB |
| VSWR (2640 ~2660 MHz) | - | 1.3 | 2.1 | |
| Relative Attenuation | | | | |
| 0.3 ~ 2380 MHz | 33 | 37 | - | dB |
| 2380 ~ 2420 MHz | 45 | 48 | - | |
| 2520 ~ 2540 MHz | 35 | 41 | - | |
| 3000 ~ 4500 MHz | 30 | 38 | - | |
| Input/Output Impedance | | 50 | | Ohms |

Notes :

- 1) All specifications are based on the matching schematic shown below, measured by Agilent Network analyzer and full 2 port calibration.
- 2) Electrical margin has been built into the design to account for the variations due to temperature drift and manufacturing tolerances
- 3) All attenuation measurements are measured relative to insertion loss

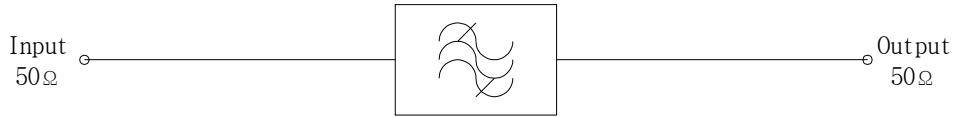
| | | | | |
|---|---|-----------|-------------|-----|
|  Integrated Technology Future | ITF Co., Ltd. 102-901, Bucheon Technopark 364, Samjeong-Dong, Ojeong-Gu, Bucheon-City, Gyeonggi-Do, Korea 421-809 | Part No. | F2G64 | |
| | | Rev. Date | 2014-02-28 | |
| | | Rev. | NCPB01-AS01 | 2/7 |

SAW Bandpass Filter F2G64



Matching Schematic

(Actual matching values may vary due to PCB layout and parasitics)



Marking Configuration


- 1)
●
- I²⁾
- 2G64³⁾

1) Pad Number 1 Index

2) Manufacturer name

3) Marking Number

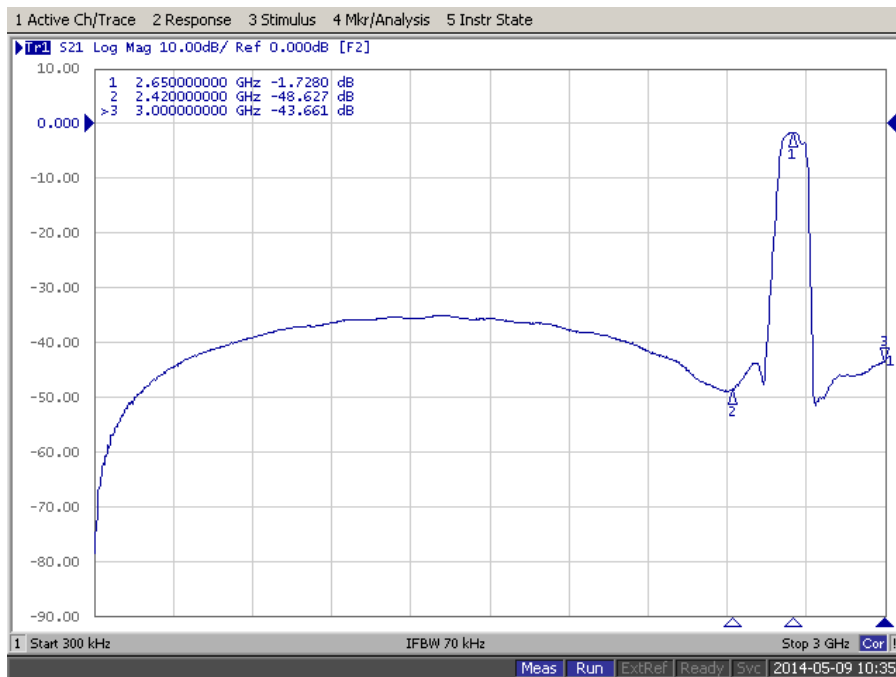
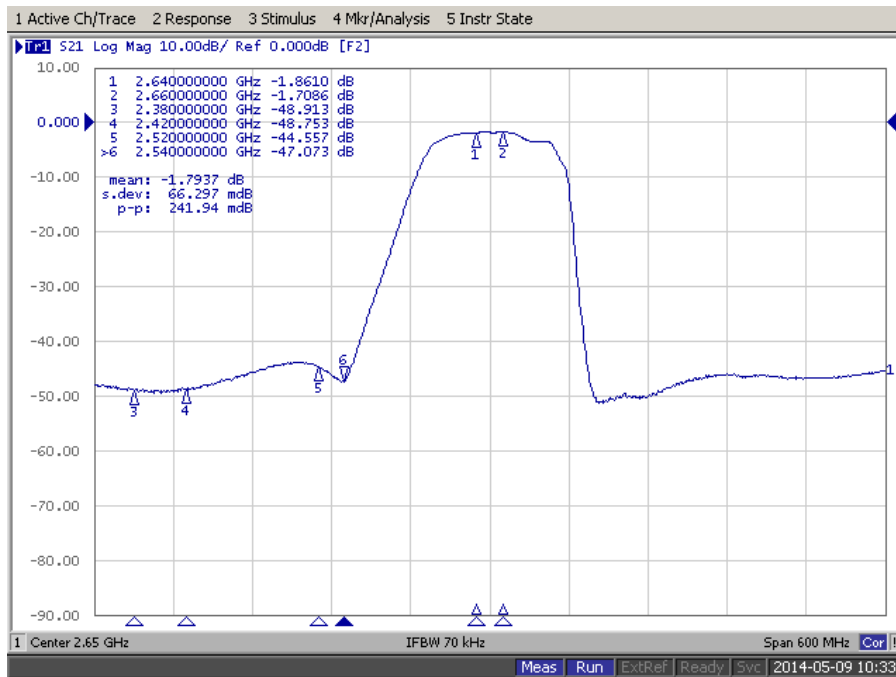
* Ink or Laser Marking available


| | | | | |
|---|---|-----------|-------------|-----|
|  Integrated Technology Future | ITF Co., Ltd. 102-901, Bucheon Technopark 364, Samjeong-Dong, Ojeong-Gu, Bucheon-City, Gyeonggi-Do, Korea 421-809 | Part No. | F2G64 | |
| | | Rev. Date | 2014-02-28 | |
| | | Rev. | NCPB01-AS01 | 3/7 |

SAW Bandpass Filter F2G64



Typical Performance (at 25°C)

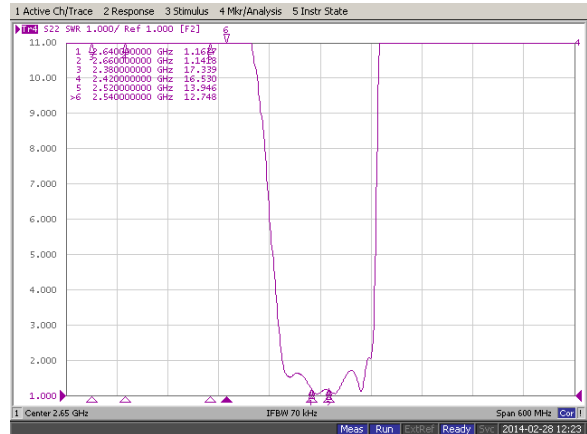
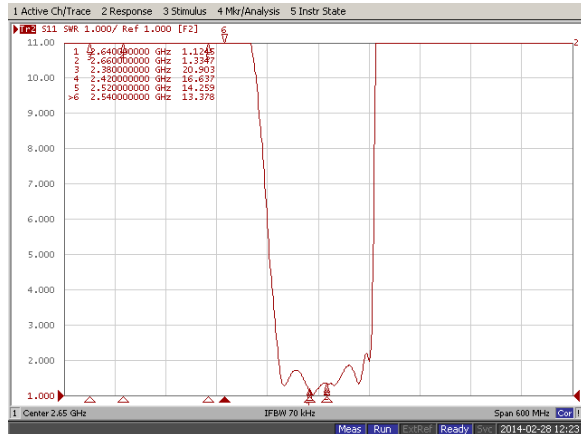


| | | | | |
|---|---|-----------|-------------|-----|
|  | ITF Co., Ltd. 102-901, Bucheon Technopark 364, Samjeong-Dong, Ojeong-Gu, Bucheon-City, Gyeonggi-Do, Korea 421-809 | Part No. | F2G64 | |
| | | Rev. Date | 2014-02-28 | |
| | | Rev. | NCPB01-AS01 | 4/7 |

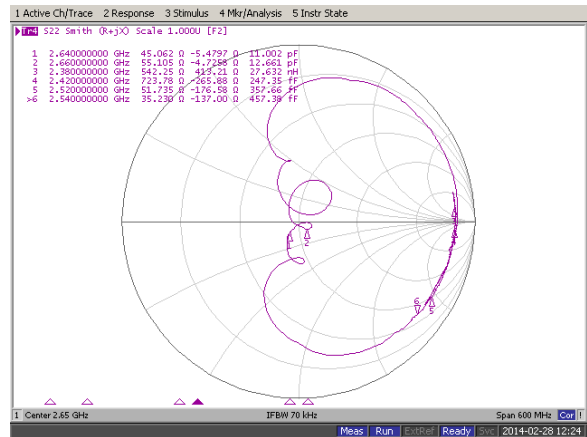
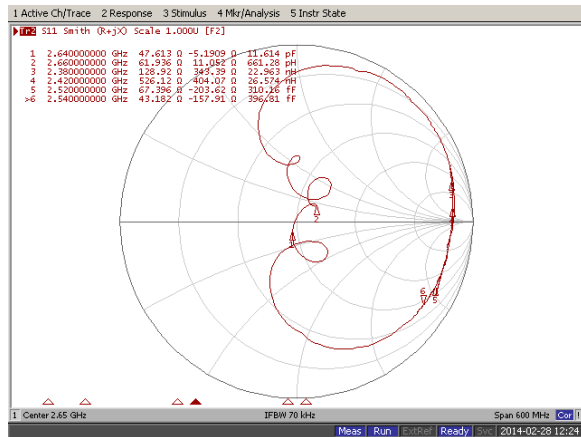
SAW Bandpass Filter F2G64



Input / Output VSWR Charts



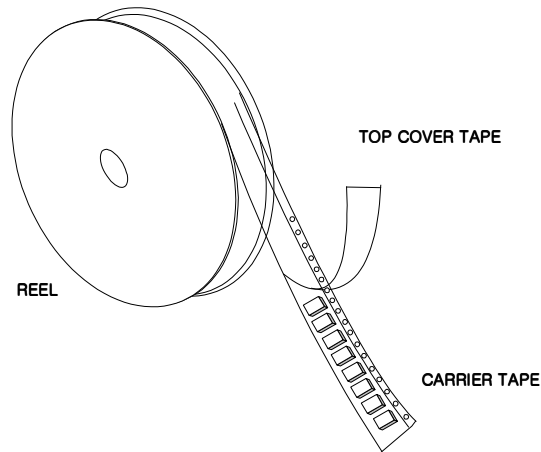
Input / Output Smith Charts



| | | | | |
|--|---|-----------|-------------|-----|
| | ITF Co., Ltd. 102-901, Bucheon Technopark 364, Samjeong-Dong, Ojeong-Gu, Bucheon-City, Gyeonggi-Do, Korea 421-809 | Part No. | F2G64 | |
| | | Rev. Date | 2014-02-28 | |
| | | Rev. | NCPB01-AS01 | 5/7 |

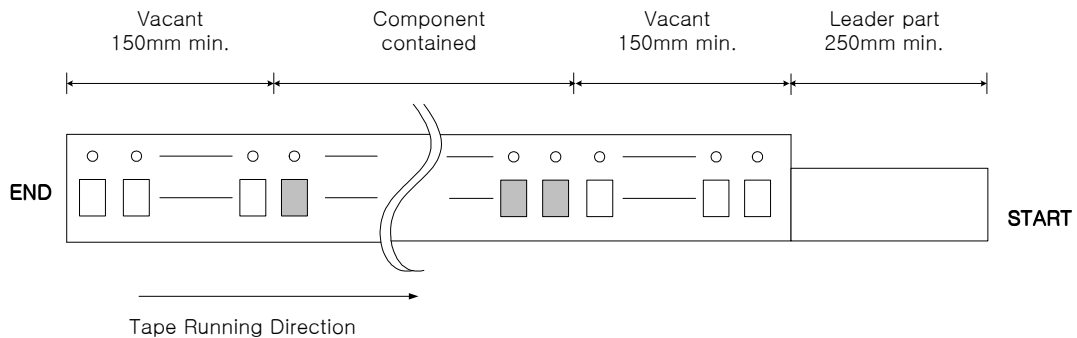
Packing Specifications

1. Reeling Quantity : 3000 pcs / 13" reel (or 1000 pcs / 7" reel)
2. Taping Structure : The tape shall be wound around the reel in the direction shown below.



Tape Specification

1. Leader part and vacant position specification

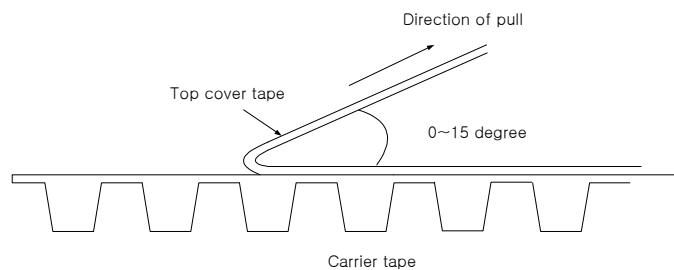


2. Tensile strength of carrier tape

4.4N/mm width

3. Top cover tape adhesion

- 1) pull off angle : 0~15°
- 2) speed : 300mm/min
- 3) force : 20~70g

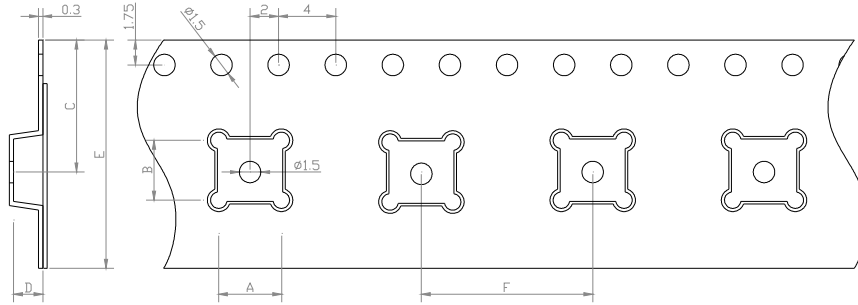


| | | | | |
|--|---|-----------|-------------|-----|
| | ITF Co., Ltd. 102-901, Bucheon Technopark 364, Samjeong-Dong, Ojeong-Gu, Bucheon-City, Gyeonggi-Do, Korea 421-809 | Part No. | F2G64 | |
| | | Rev. Date | 2014-02-28 | |
| | | Rev. | NCPB01-AS01 | 6/7 |

SAW Bandpass Filter F2G64

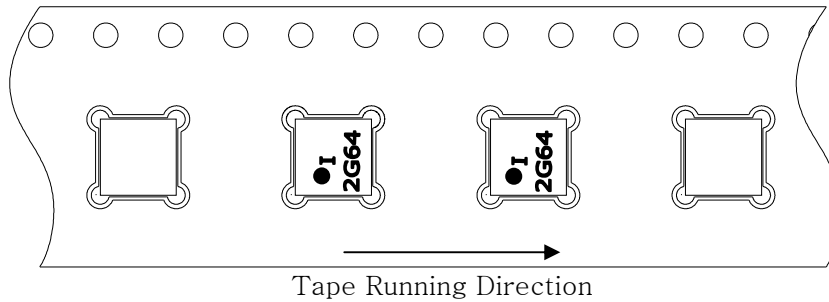


Carrier Tape Dimensions [unit : mm]

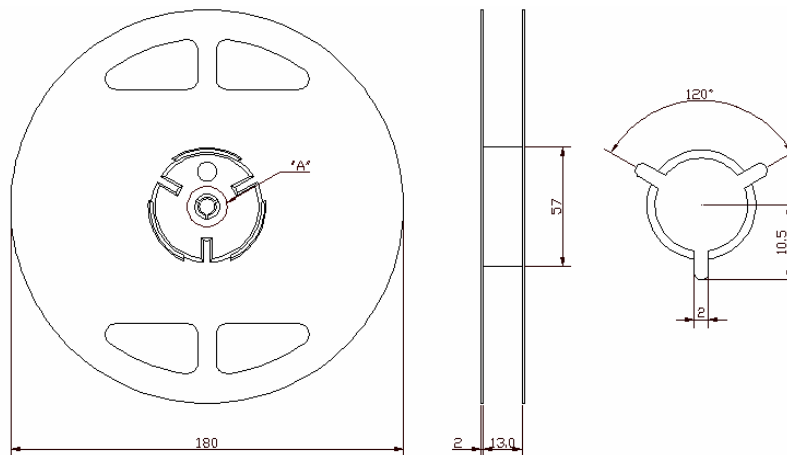



| | |
|---|-------------|
| A | 3.40 ± 0.1 |
| B | 3.40 ± 0.1 |
| C | 7.25 ± 0.1 |
| D | 1.70 ± 0.1 |
| E | 12.00 ± 0.1 |
| F | 8.00 ± 0.1 |

Part Direction



Reel Dimensions [unit : mm]



| | | | | |
|---|---|-----------|-------------|-----|
|  | ITF Co., Ltd. 102-901, Bucheon Technopark 364, Samjeong-Dong, Ojeong-Gu, Bucheon-City, Gyeonggi-Do, Korea 421-809 | Part No. | F2G64 | |
| | | Rev. Date | 2014-02-28 | |
| | | Rev. | NCPB01-AS01 | 7/7 |