

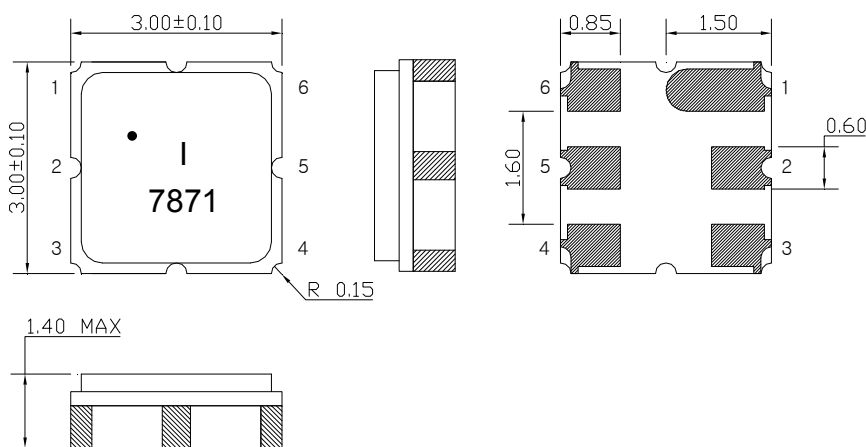
# SAW Bandpass Filter 787MHz



## Features

- RF SAW Filter
- High attenuation
- No matching 50Ω single-ended operation
- Ceramic Surface Mounted Device Package ( 3.0 mm \* 3.0 mm )
- RoHS Compliant

## Package Dimension – SMD 3.0 × 3.0



Dimensions shown are nominal in millimeters

Body : Al<sub>2</sub>O<sub>3</sub> Ceramic

Lid : Kovar, Ni Plated

Terminations : Au plating 0.3 ~ 1.0 um, Over a 1.27 ~ 8.89 um Ni Plating

Pin Configuration	
2	Input
5	Output
1, 3, 4, 6	Case ground

## Maximum Ratings

Parameter	Unit	Minimum	Typical	Maximum
Operating Temperature Range	℃	-40	25	85
Storage Temperature Range	℃	-40	25	85
Power Handling Capability	dBm	-	-	20

Electrostatics Sensitive Device (ESD)

	<b>ITF Co., Ltd.</b> 102-901, Bucheon Technopark 364, Samjeong-Dong, Ojeong-Gu, Bucheon-City, Gyeonggi-Do, Korea 421-809	Part No.	F7871	
		Rev. Date	2012-11-29	
		Rev.	NCNK01-AS 01	1/7

# SAW Bandpass Filter 787MHz



## Specifications

Fc = 787.0 MHz


Terminating source impedance : 50Ω

Terminating load impedance : 50Ω

	Minimum	Typical	Maximum	Unit
Center Frequency ( Fc )	-	787.0	-	MHz
Insertion Loss ( 776.0 ~798.0 MHz)	-	2.4	4.0	dB
Amplitude Ripple ( 776.0 ~798.0 MHz)	-	0.6	1.5	dBp-p
Return Loss ( 776.0 ~798.0 MHz)	7	10	-	dB
Attenuation				
10 ~ 746 MHz	30	54	-	dB
746 ~ 756 MHz	30	52	-	
1056 ~ 1078 MHz	40	62	-	
1078 ~ 2700 MHz	25	31	-	
Temperature Range (Operational)	-40	25	85	°C
Input RF Power	-	-	20	dBm
Input/Output Impedance		50		Ohms

### Notes :

- 1) All specifications are based on the matching schematic shown below, measured by Agilent Network analyzer and full 2 port calibration.
- 2) Electrical margin has been built into the design to account for the variations due to temperature drift and manufacturing tolerances

 Integrated Technology Future	<b>ITF Co., Ltd.</b> 102-901, Bucheon Technopark 364, Samjeong-Dong, Ojeong-Gu, Bucheon-City, Gyeonggi-Do, Korea 421-809	Part No.	F7871	
		Rev. Date	2012-11-29	
		Rev.	NCNK01-AS 01	2/7

# SAW Bandpass Filter 787MHz



## Matching Schematic

( Actual matching values may vary due to PCB layout and parasitics )



## Marking Configuration

●<sup>1)</sup>  
I<sup>2)</sup>  
7871<sup>3)</sup>

1) Pad Number 1 Index

2) Manufacturer name

3) Marking Number

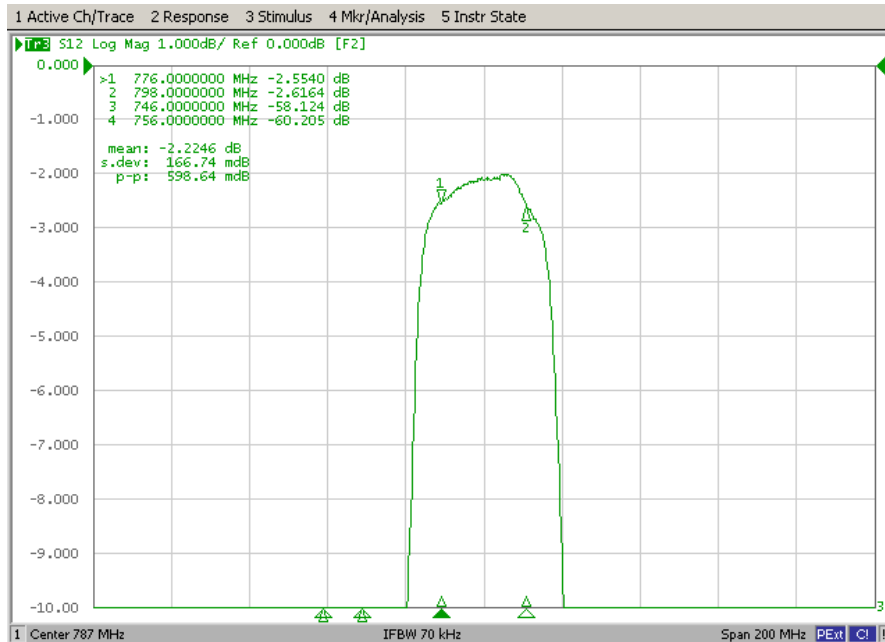
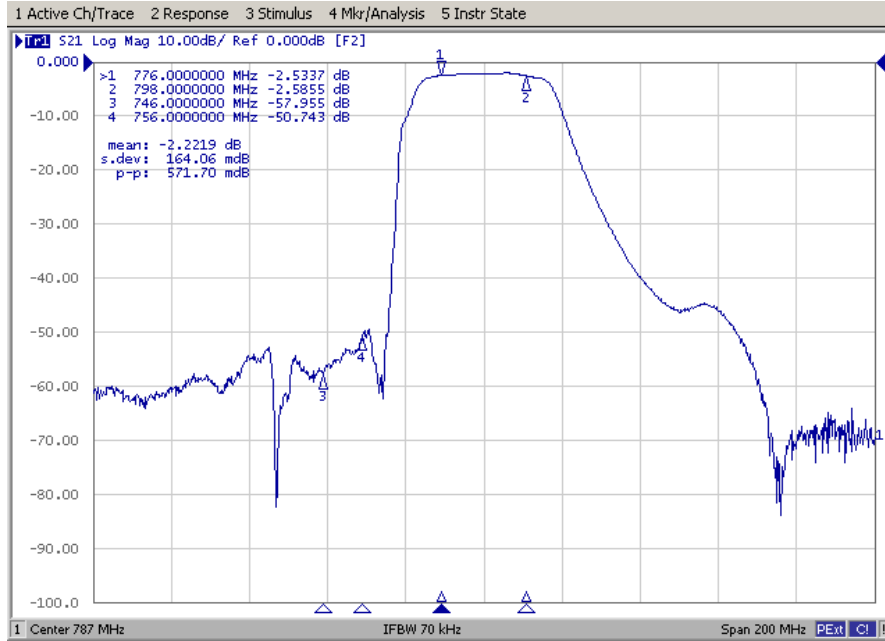
\* Ink or Laser Marking available


	<b>ITF Co., Ltd.</b> 102-901, Bucheon Technopark 364, Samjeong-Dong, Ojeong-Gu, Bucheon-City, Gyeonggi-Do, Korea 421-809	Part No.	F7871	
		Rev. Date	2012-11-29	
		Rev.	NCNK01-AS 01	3/7

# SAW Bandpass Filter 787MHz



## Typical Performance ( at 25°C )

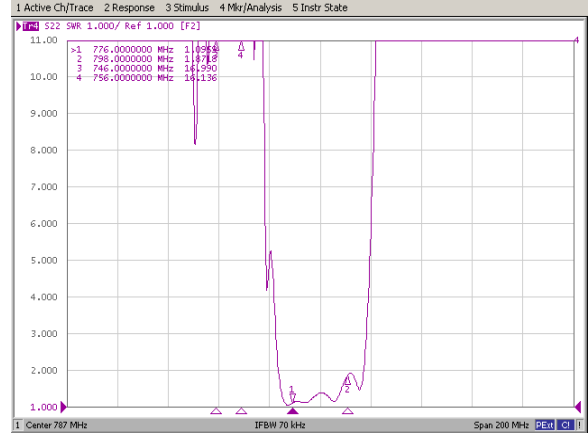
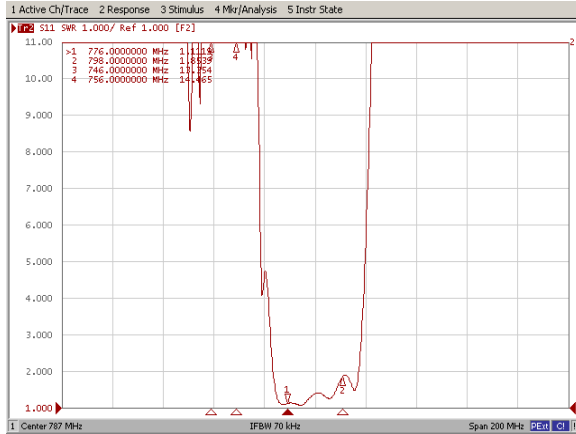


	<b>ITF Co., Ltd.</b> 102-901, Bucheon Technopark 364, Samjeong-Dong, Ojeong-Gu, Bucheon-City, Gyeonggi-Do, Korea 421-809	Part No.	F7871	
		Rev. Date	2012-11-29	
		Rev.	NCNK01-AS 01	4/7

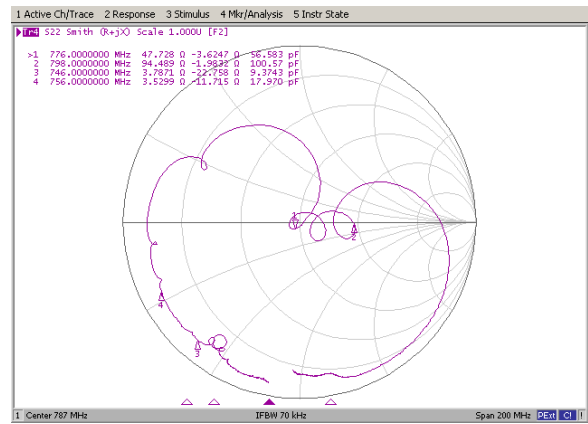
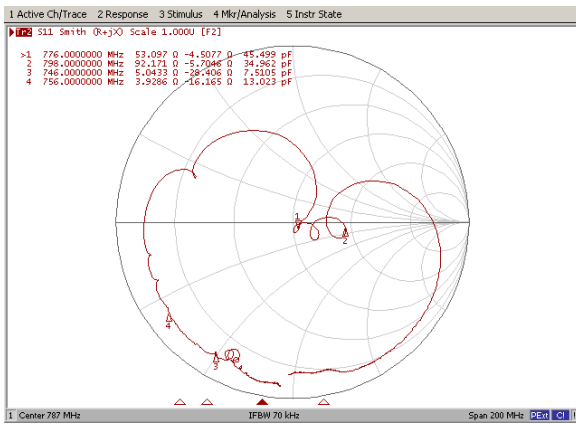
# SAW Bandpass Filter 787MHz



## Input / Output VSWR



## Input / Output Smith Charts



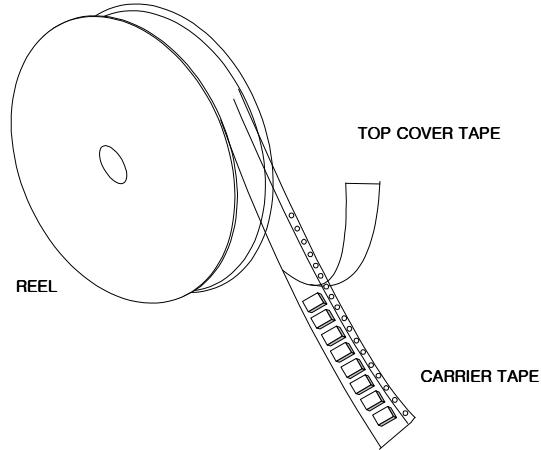
	<b>ITF Co., Ltd.</b> 102-901, Bucheon Technopark 364, Samjeong-Dong, Ojeong-Gu, Bucheon-City, Gyeonggi-Do, Korea 421-809	Part No.	F7871	
		Rev. Date	2012-11-29	
		Rev.	NCNK01-AS 01	5/7

# SAW Bandpass Filter 787MHz



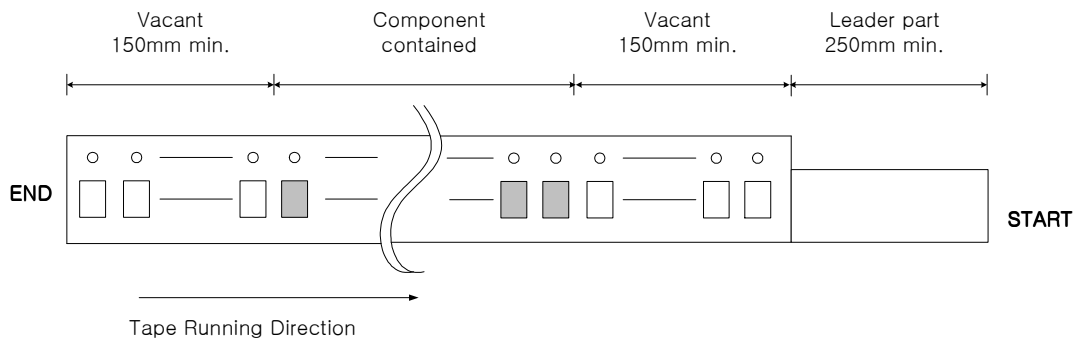
## Packing Specification

1. Reeling Quantity : 1000 pcs / reel, 3000 pcs / reel
2. Taping Structure : The tape shall be wound around the reel in the direction shown below.



## Tape Specification

### 1. Leader part and vacant position specification

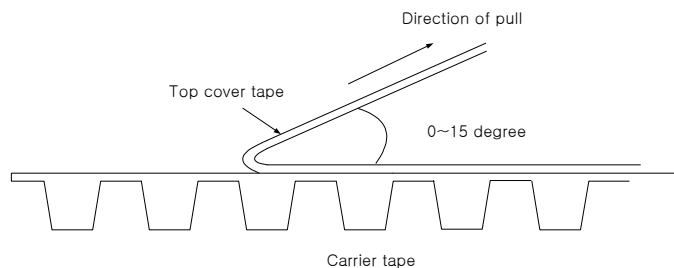


### 2. Tensile strength of carrier tape

4.4N/mm width

### 3. Top cover tape adhesion

- 1) pull off angle : 0~15°
- 2) speed : 300mm/min
- 3) force : 20~70g

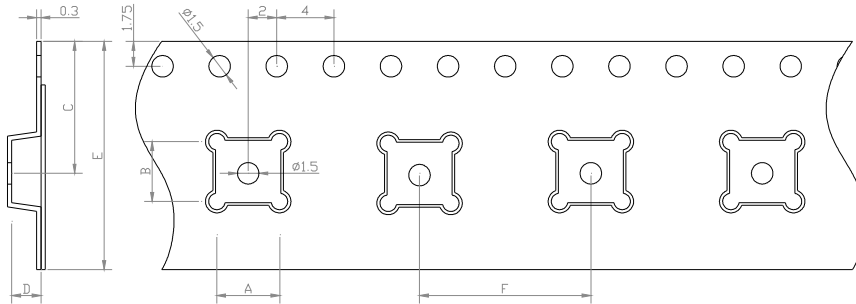


	<b>ITF Co., Ltd.</b> 102-901, Bucheon Technopark 364, Samjeong-Dong, Ojeong-Gu, Bucheon-City, Gyeonggi-Do, Korea 421-809	Part No.	F7871	
		Rev. Date	2012-11-29	
		Rev.	NCNK01-AS 01	6/7

# SAW Bandpass Filter 787MHz

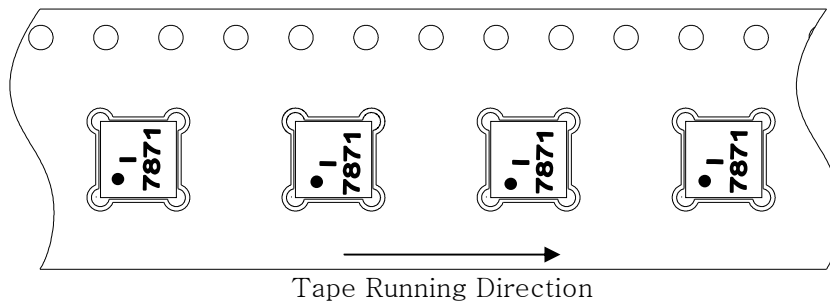


## Carrier Tape Dimensions [unit : mm]

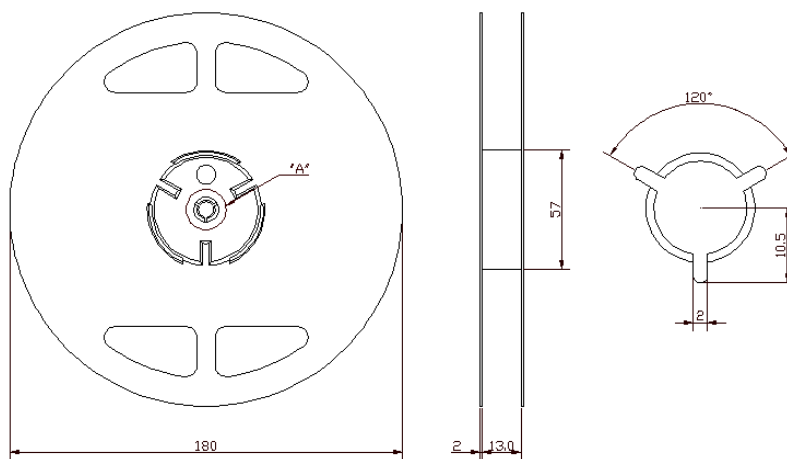


A	3.40 ± 0.1
B	3.40 ± 0.1
C	7.25 ± 0.1
D	1.70 ± 0.1
E	12.00 ± 0.1
F	8.00 ± 0.1

## Part Direction



## Reel Dimensions [unit : mm]



	<b>ITF Co., Ltd.</b> 102-901, Bucheon Technopark 364, Samjeong-Dong, Ojeong-Gu, Bucheon-City, Gyeonggi-Do, Korea 421-809	Part No.	F7871	
		Rev. Date	2012-11-29	
		Rev.	NCNK01-AS 01	7/7