

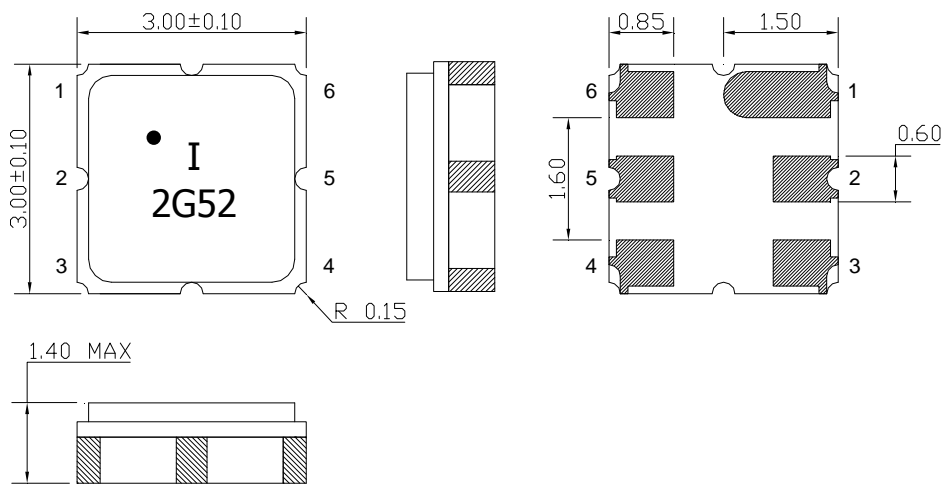
SAW Bandpass Filter F2G52



Features

- RF Bandpass Filter
- High attenuation
- No matching 50Ω single-ended operation
- Ceramic Surface Mounted Device (SMD) Package (3.0 mm * 3.0 mm)
- RoHS Compliant

Package Dimensions



Dimensions shown are nominal in millimeters

Body : Al₂O₃ Ceramic

Lid : Kovar, Ni Plated

Terminations : Au plating 0.3 ~ 1.0 um, Over a 1.27 ~ 8.89 um
Ni Plating

Pin Configuration

2	Input
5	Output
1, 3, 4, 6	Case ground

Maximum Ratings

Parameter	Unit	Minimum	Typical	Maximum
Operating Temperature Range	℃	-30	25	85
Storage Temperature Range	℃	-40	25	95
Power Handling Capability	dBm	-	-	10

Electrostatics Sensitive Device (ESD)

	ITF Co., Ltd. 102-901, Bucheon Technopark 364, Samjeong-Dong, Ojeong-Gu, Bucheon-City, Gyeonggi-Do, Korea 421-809	Part No.	F2G52	
		Rev. Date	2012-08-30	
		Rev.	NCNH03-AS01	1/7

SAW Bandpass Filter F2G52




Specifications

Fc = 2580 MHz

	Minimum	Typical	Maximum	Unit
Center Frequency (Fc)	-	2580	-	MHz
Insertion Loss (2565 ~ 2595 MHz)	-	2.9	3.5	dB
Amplitude Ripple (2565 ~ 2595 MHz)	-	1.0	2.2	dBp-p
Return Loss (2565 ~ 2595 MHz)	9	15	-	dB
Relative Attenuation				
2100 ~ 2450 MHz	35	45	-	dB
2680 ~ 2840 MHz	40	55	-	
2840 ~ 3000 MHz	35	50	-	
Input/Output Impedance		50		Ohms

Notes :

- 1) All specifications are based on the matching schematic shown below, measured by Agilent Network analyzer and full 2 port calibration.
- 2) Electrical margin has been built into the design to account for the variations due to temperature drift and manufacturing tolerances

 Integrated Technology Future	ITF Co., Ltd. 102-901, Bucheon Technopark 364, Samjeong-Dong, Ojeong-Gu, Bucheon-City, Gyeonggi-Do, Korea 421-809	Part No.	F2G52	
		Rev. Date	2012-08-30	
		Rev.	NCNH03-AS01	2/7

SAW Bandpass Filter F2G52



Matching Schematic

(Actual matching values may vary due to PCB layout and parasitics)



Marking Configuration


- ¹⁾
I²⁾
2G52³⁾

1) Pad Number 1 Index

2) Manufacturer name

3) Marking Number

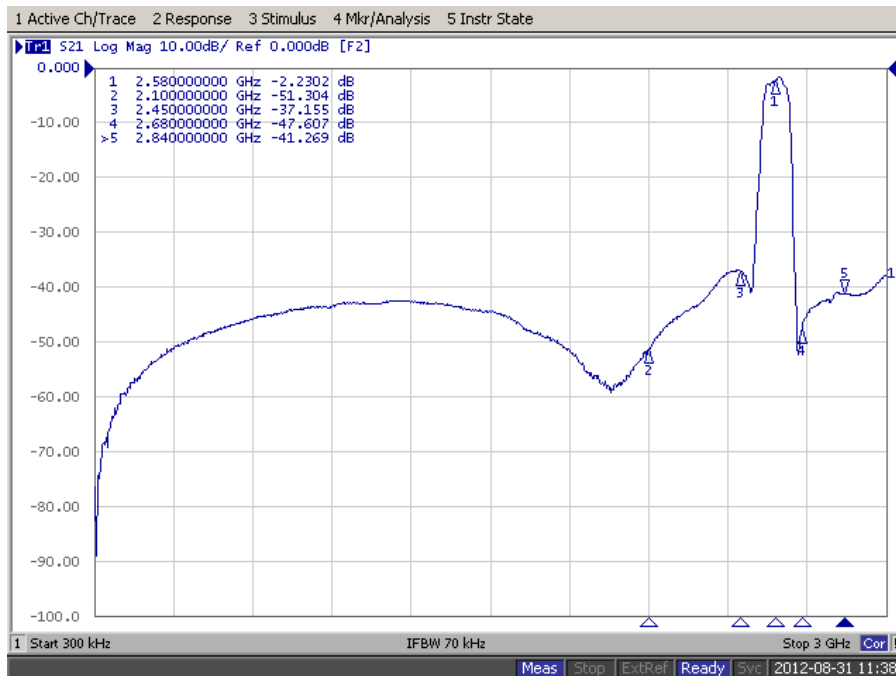
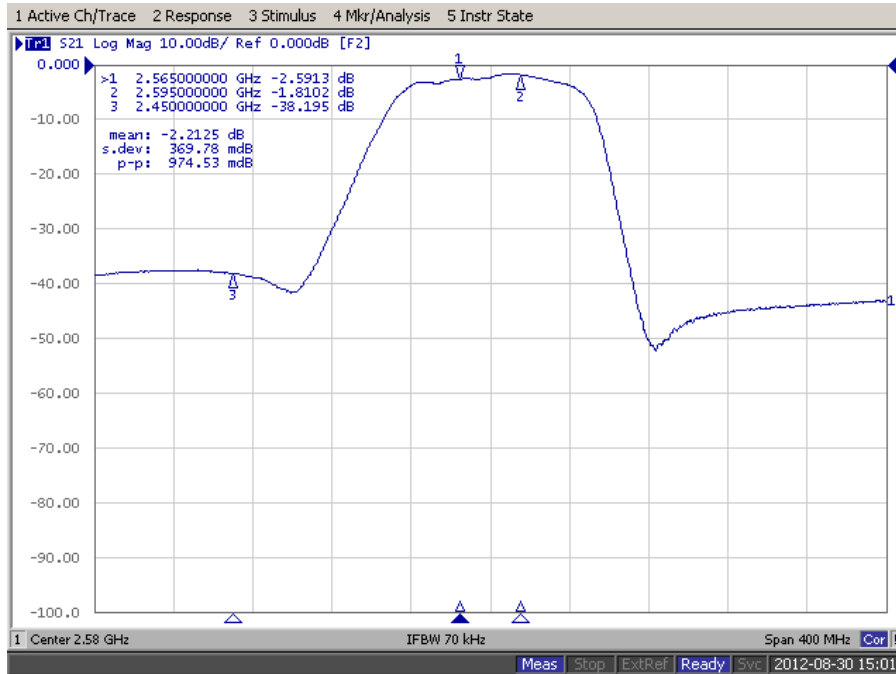
* Ink or Laser Marking available

 Integrated Technology Future	ITF Co., Ltd. 102-901, Bucheon Technopark 364, Samjeong-Dong, Ojeong-Gu, Bucheon-City, Gyeonggi-Do, Korea 421-809	Part No.	F2G52	
		Rev. Date	2012-08-30	
		Rev.	NCNH03-AS01	3/7

SAW Bandpass Filter F2G52



Typical Performance (at 25°C)



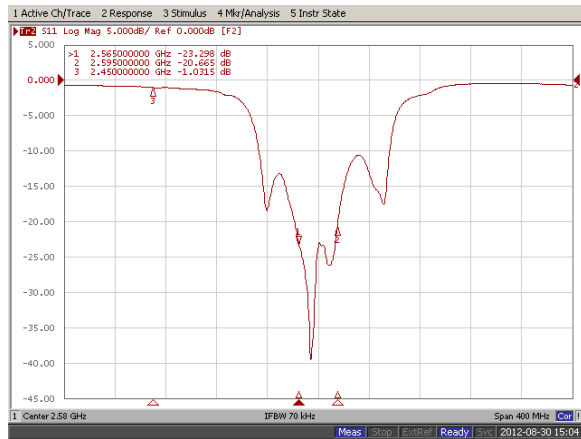
ITF Co., Ltd.
102-901, Bucheon Technopark 364,
Samjeong-Dong, Ojeong-Gu, Bucheon-City,
Gyeonggi-Do, Korea 421-809

Part No.	F2G52	
Rev. Date	2012-08-30	
Rev.	NCNH03-AS01	4/7

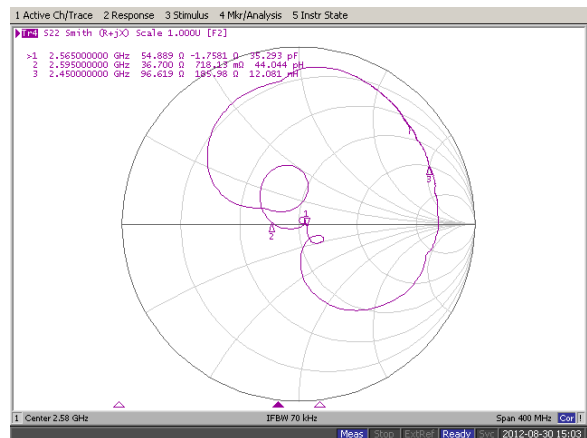
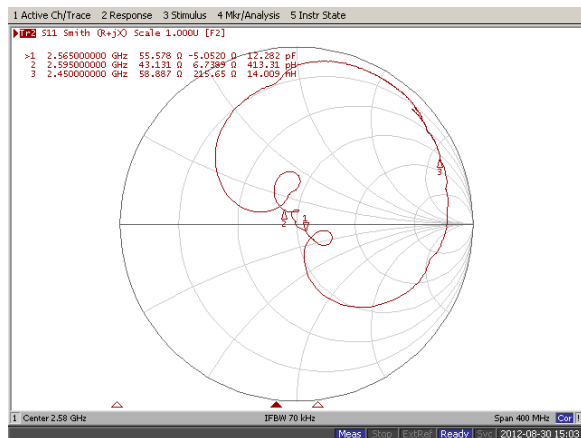
SAW Bandpass Filter F2G52



Input / Output Return Loss Charts



Input / Output Smith Charts



ITF Co., Ltd.
 102-901, Bucheon Technopark 364,
 Samjeong-Dong, Ojeong-Gu, Bucheon-City,
 Gyeonggi-Do, Korea 421-809

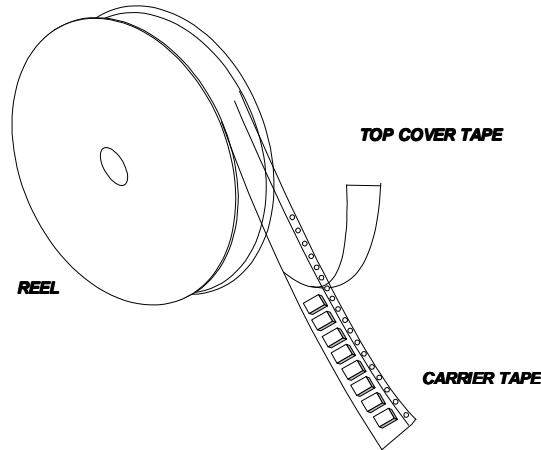
Part No.	F2G52	
Rev. Date	2012-08-30	
Rev.	NCNH03-AS01	5/7

SAW Bandpass Filter F2G52



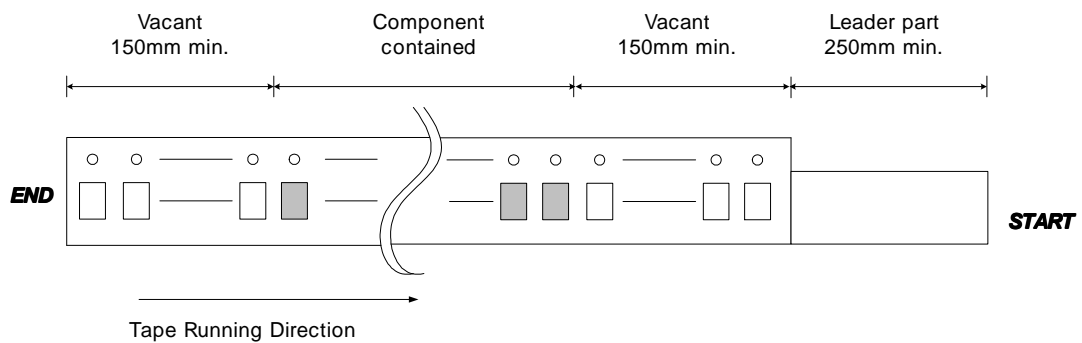
Packing Specification

1. Reeling Quantity : 3000 pcs / 13" reel (or 1000 pcs / 7" reel)
2. Taping Structure : The tape shall be wound around the reel in the direction shown below.



Tape Specification

1. Leader part and vacant position specification

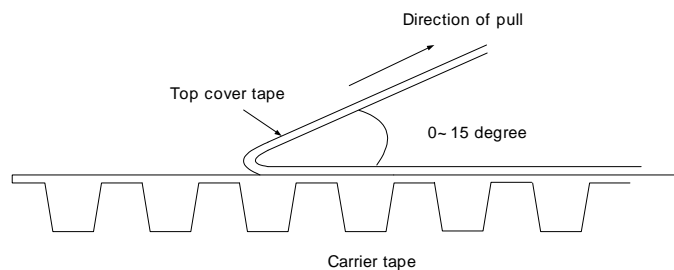


2. Tensile strength of carrier tape

4.4N/mm width

3. Top cover tape adhesion

- 1) pull off angle : 0~15°
- 2) speed : 300mm/min
- 3) force : 20~70g

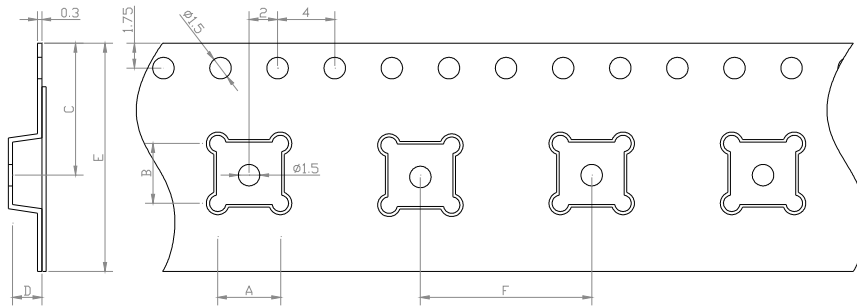


	ITF Co., Ltd. 102-901, Bucheon Technopark 364, Samjeong-Dong, Ojeong-Gu, Bucheon-City, Gyeonggi-Do, Korea 421-809	Part No.	F2G52	
		Rev. Date	2012-08-30	
		Rev.	NCNH03-AS01	6/7

SAW Bandpass Filter F2G52

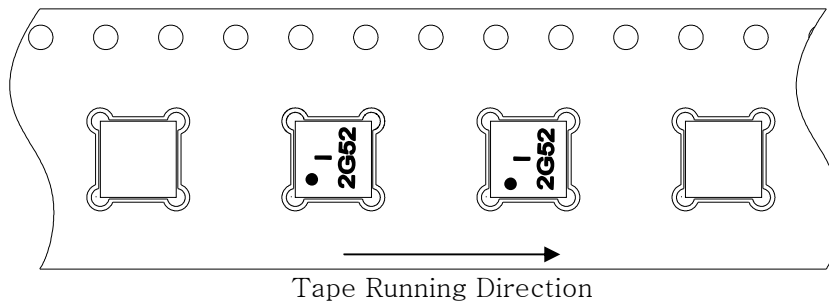


Carrier Tape Dimensions [unit : mm]

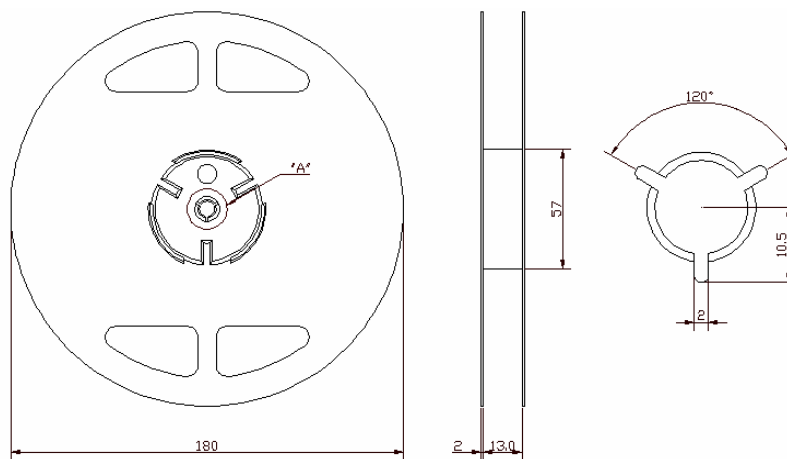


A	3.40 ± 0.1
B	3.40 ± 0.1
C	7.25 ± 0.1
D	1.70 ± 0.1
E	12.00 ± 0.1
F	8.00 ± 0.1

Part Direction



Reel Dimensions [unit : mm]



	ITF Co., Ltd. 102-901, Bucheon Technopark 364, Samjeong-Dong, Ojeong-Gu, Bucheon-City, Gyeonggi-Do, Korea 421-809	Part No.	F2G52	
		Rev. Date	2012-08-30	
		Rev.	NCNH03-AS01	7/7