

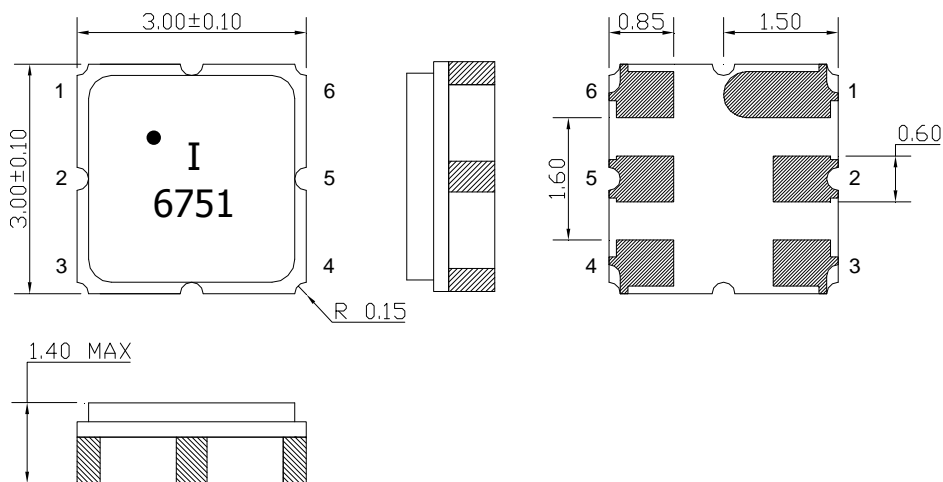
SAW Bandpass Filter F6751



Features

- RF Bandpass Filter
- High attenuation
- No matching 50Ω single-ended operation
- Ceramic Surface Mounted Device (SMD) Package (3.0 mm * 3.0 mm)
- RoHS Compliant

Package Dimensions



Dimensions shown are nominal in millimeters

Body : Al₂O₃ Ceramic

Lid : Kovar, Ni Plated

Terminations : Au plating 0.3 ~ 1.0 μm, Over a 1.27 ~ 8.89 μm Ni Plating

Pin Configuration

2	Input
5	Output
1, 3, 4, 6	Case ground

Maximum Ratings

Parameter	Unit	Minimum	Typical	Maximum
Operating Temperature Range	℃	0	25	50
Storage Temperature Range	℃	-30	25	85
Power Handling Capability	dBm	-	-	10

Electrostatics Sensitive Device (ESD)

	ITF Co., Ltd. 102-901, Bucheon Technopark 364, Samjeong-Dong, Ojeong-Gu, Bucheon-City, Gyeonggi-Do, Korea 421-809	Part No.	F6751	
		Rev. Date	2012-08-30	
		Rev.	NCNH02-AS01	1/7

SAW Bandpass Filter F6751




Specifications

Fc = 675 MHz

	Minimum	Typical	Maximum	Unit
Center Frequency (Fc)	-	675	-	MHz
Insertion Loss (At Fc)	-	1.6	2.2	dB
VSWR (At Fc)	-	1.3	2.0	
Relative Attenuation				
608 ~ 614 MHz	20	60	-	dB
736 ~ 742 MHz	20	65	-	
1283 ~ 1289 MHz	45	58	-	
1411 ~ 1417 MHz	45	55	-	
1958 ~ 1964 MHz	35	44	-	
2086 ~ 2092 MHz	33	40	-	
Input/Output Impedance		50		Ohms

Notes :

- 1) All specifications are based on the matching schematic shown below, measured by Agilent Network analyzer and full 2 port calibration.
- 2) Electrical margin has been built into the design to account for the variations due to temperature drift and manufacturing tolerances

 Integrated Technology Future	ITF Co., Ltd. 102-901, Bucheon Technopark 364, Samjeong-Dong, Ojeong-Gu, Bucheon-City, Gyeonggi-Do, Korea 421-809	Part No.	F6751	
		Rev. Date	2012-08-30	
		Rev.	NCNH02-AS01	2/7

SAW Bandpass Filter F6751



Matching Schematic

(Actual matching values may vary due to PCB layout and parasitics)



Marking Configuration

●¹⁾
I²⁾
6751³⁾

1) Pad Number 1 Index

2) Manufacturer name

3) Marking Number

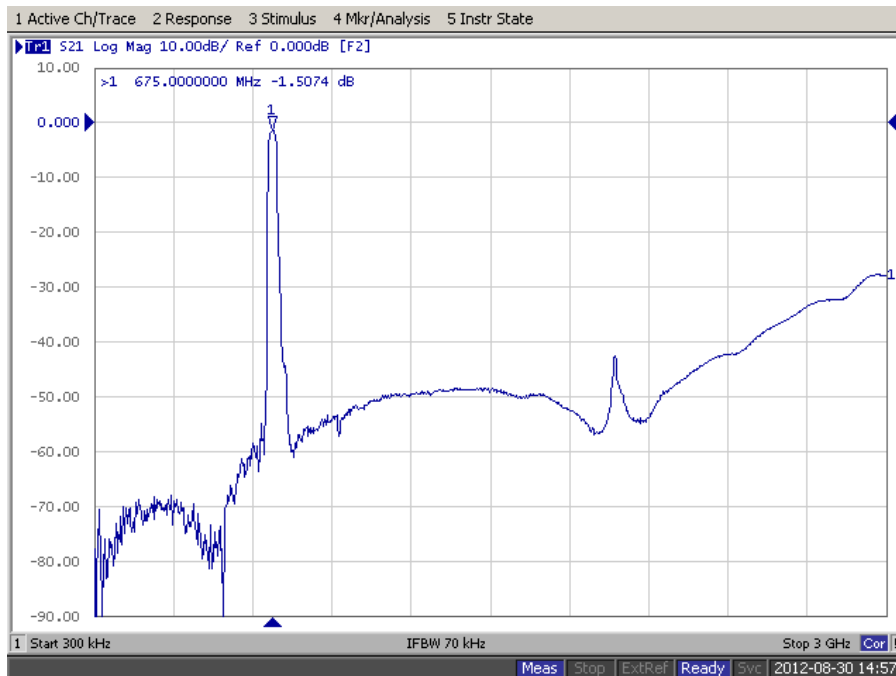
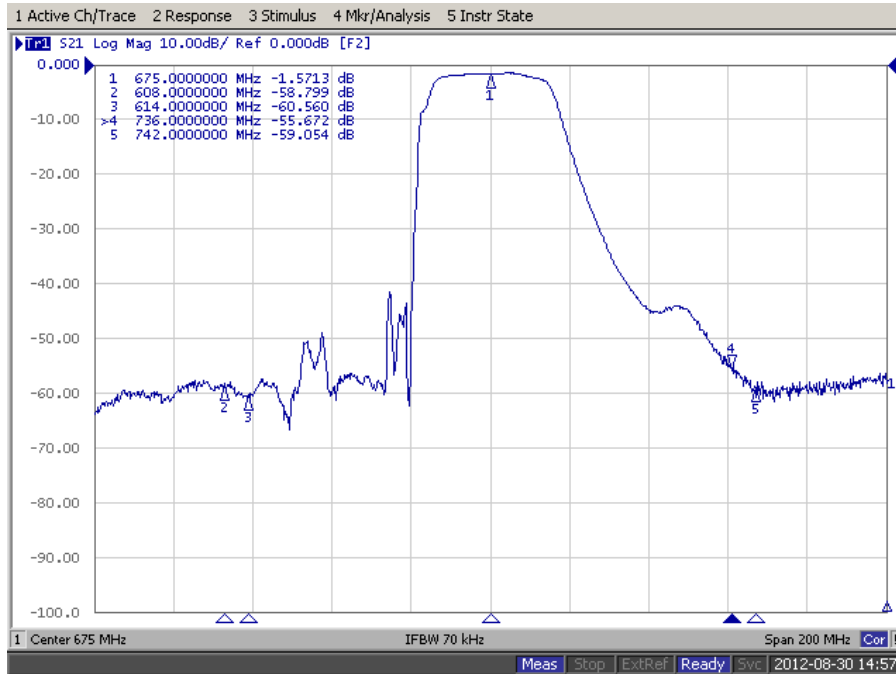
* Ink or Laser Marking available

	ITF Co., Ltd. 102-901, Bucheon Technopark 364, Samjeong-Dong, Ojeong-Gu, Bucheon-City, Gyeonggi-Do, Korea 421-809	Part No.	F6751	
		Rev. Date	2012-08-30	
		Rev.	NCNH02-AS01	3/7

SAW Bandpass Filter F6751



Typical Performance (at 25°C)



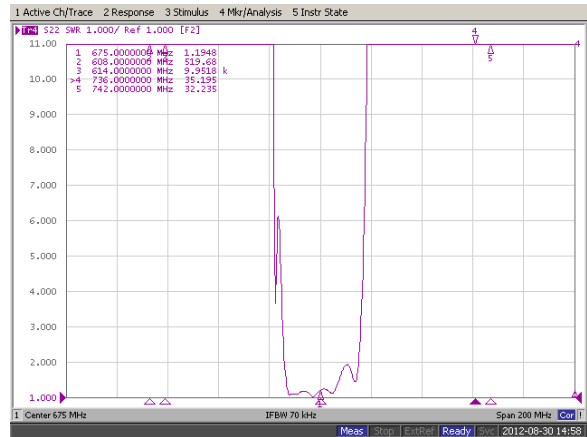
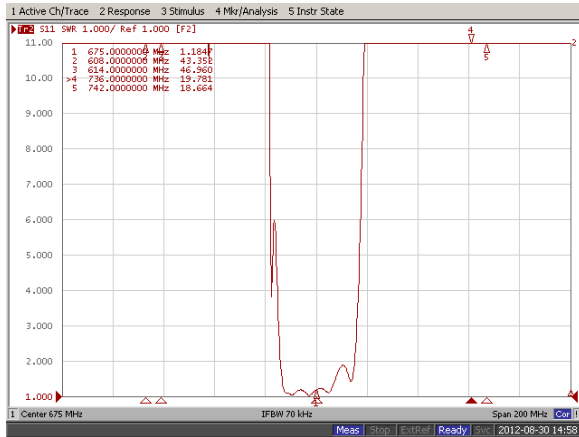
ITF Co., Ltd.
 102-901, Bucheon Technopark 364,
 Samjeong-Dong, Ojeong-Gu, Bucheon-City,
 Gyeonggi-Do, Korea 421-809

Part No.	F6751	
Rev. Date	2012-08-30	
Rev.	NCNH02-AS01	4/7

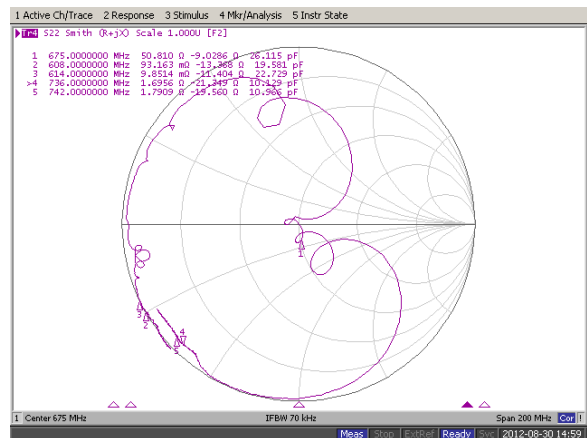
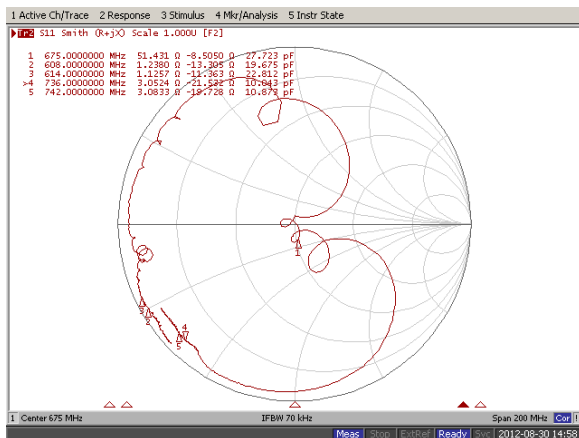
SAW Bandpass Filter F6751



Input / Output VSWR Charts



Input / Output Smith Charts



ITF Co., Ltd.
 102-901, Bucheon Technopark 364,
 Samjeong-Dong, Ojeong-Gu, Bucheon-City,
 Gyeonggi-Do, Korea 421-809

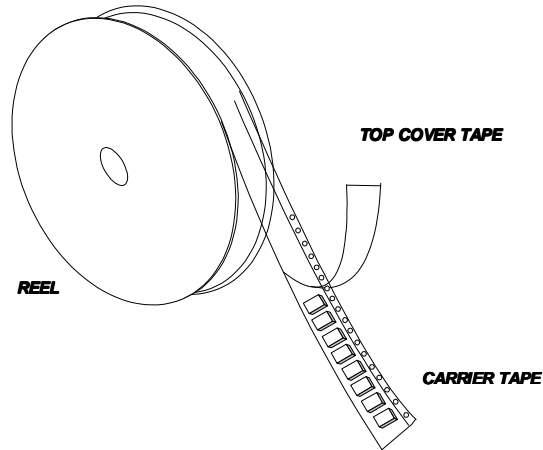
Part No.	F6751	
Rev. Date	2012-08-30	
Rev.	NCNH02-AS01	5/7

SAW Bandpass Filter F6751



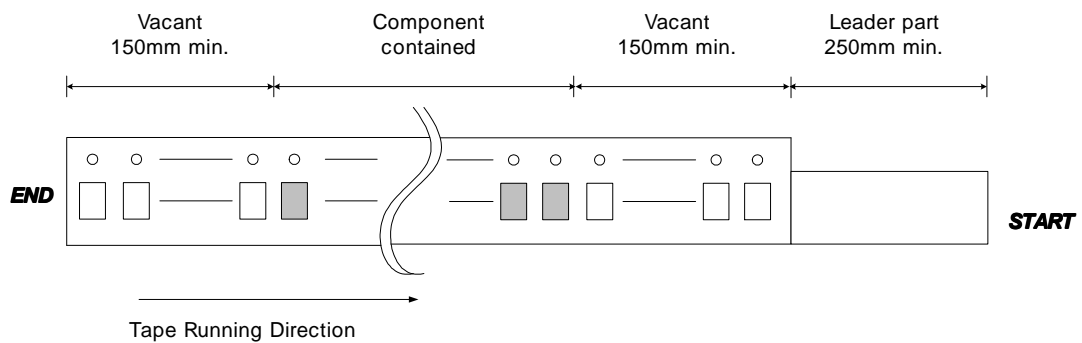
Packing Specification

1. Reeling Quantity : 3000 pcs / 13" reel (or 1000 pcs / 7" reel)
2. Taping Structure : The tape shall be wound around the reel in the direction shown below.



Tape Specification

1. Leader part and vacant position specification

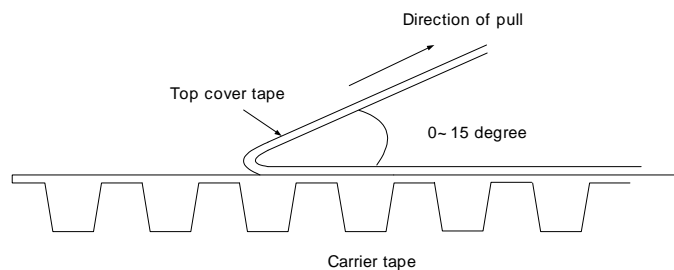


2. Tensile strength of carrier tape

4.4N/mm width

3. Top cover tape adhesion

- 1) pull off angle : 0~15°
- 2) speed : 300mm/min
- 3) force : 20~70g

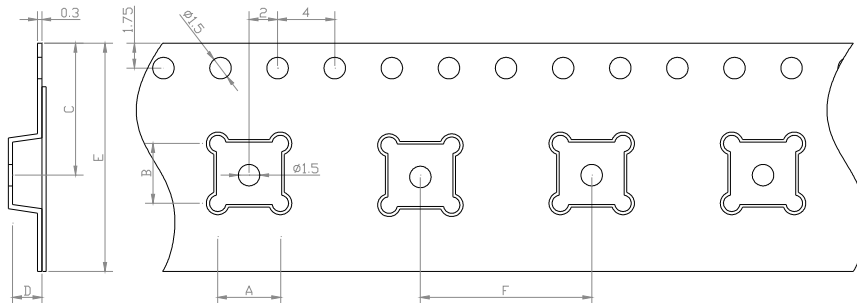


	ITF Co., Ltd. 102-901, Bucheon Technopark 364, Samjeong-Dong, Ojeong-Gu, Bucheon-City, Gyeonggi-Do, Korea 421-809	Part No.	F6751	
		Rev. Date	2012-08-30	
		Rev.	NCNH02-AS01	6/7

SAW Bandpass Filter F6751

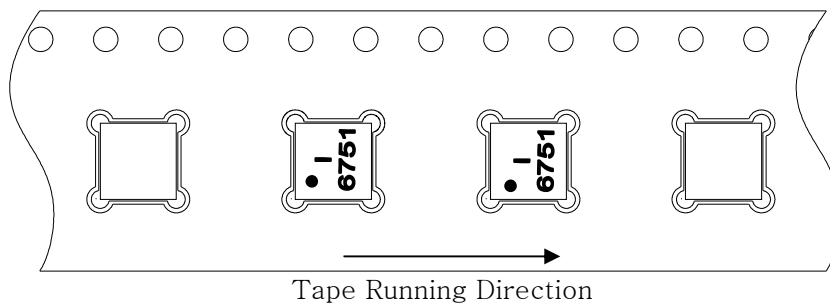


Carrier Tape Dimensions [unit : mm]

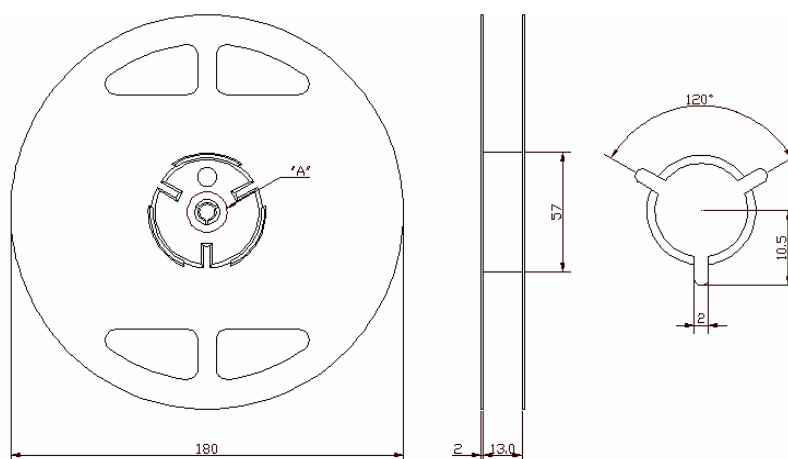


A	3.40 ± 0.1
B	3.40 ± 0.1
C	7.25 ± 0.1
D	1.70 ± 0.1
E	12.00 ± 0.1
F	8.00 ± 0.1

Part Direction



Reel Dimensions [unit : mm]



	ITF Co., Ltd. 102-901, Bucheon Technopark 364, Samjeong-Dong, Ojeong-Gu, Bucheon-City, Gyeonggi-Do, Korea 421-809	Part No.	F6751	
		Rev. Date	2012-08-30	
		Rev.	NCNH02-AS01	7/7