

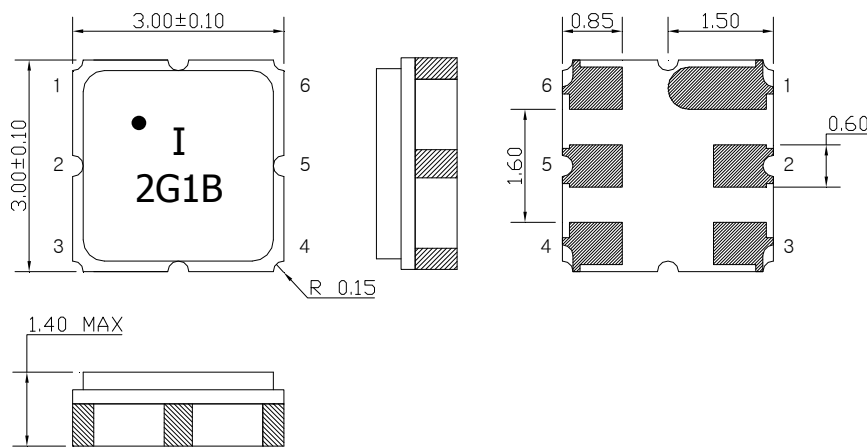
# SAW Bandpass Filter F2G1B



## Features

- RF bandpass filter
- High attenuation
- No matching 50Ω single-ended operation
- Ceramic Surface Mounted Device (SMD) Package ( 3.0 mm \* 3.0 mm )
- RoHS Compliant

## Package Dimensions



Dimensions shown are nominal in millimeters

Body : Al<sub>2</sub>O<sub>3</sub> Ceramic

Lid : Kovar, Ni Plated


Terminations : Au plating 0.3 ~ 1.0 um, Over a 1.27 ~ 8.89 um  
Ni Plating

Pin Configuration	
2	Input
5	Output
1, 3, 4, 6	Case ground

## Maximum Ratings

Parameter	Unit	Minimum	Typical	Maximum
Operating Temperature Range	℃	-20	25	70
Storage Temperature Range	℃	-40	25	85
Power Handling Capability	dBm	-	10	-

Electrostatics Sensitive Device (ESD)

	<b>ITF Co., Ltd.</b> 102-901, Bucheon Technopark 364, Samjeong-Dong, Ojeong-Gu, Bucheon-City, Gyeonggi-Do, Korea 421-809	Part No.	NCND01-F2G1B	
		Rev. Date	2012-04-04	
		Rev.	AS01	1/7

# SAW Bandpass Filter F2G1B



## Specifications

Fc = 2115 MHz


Terminating source impedance : 50Ω

Terminating load impedance : 50Ω

	Minimum	Typical	Maximum	Unit
Center Frequency ( Fc )	-	2115	-	MHz
Insertion Loss (In Fc +/- 5 MHz)	-	2.1	3.0	dB
Amplitude Ripple (In Fc +/- 5 MHz)	-	0.3	1.0	dBp-p
VSWR (In Fc +/- 5 MHz)	-	1.4	2.0	
Relative Attenuation				
1900 ~ 2060 MHz	25	30	-	dB
2180 ~ 2300 MHz	30	35	-	
Input/Output Impedance		50		Ohms

### Notes :

- 1) All specifications are based on the matching schematic shown below, measured by Agilent Network analyzer and full 2 port calibration.
- 2) Electrical margin has been built into the design to account for the variations due to temperature drift and manufacturing tolerances

 Integrated Technology Future	<b>ITF Co., Ltd.</b> 102-901, Bucheon Technopark 364, Samjeong-Dong, Ojeong-Gu, Bucheon-City, Gyeonggi-Do, Korea 421-809	Part No.	NCND01-F2G1B	
		Rev. Date	2012-04-04	
		Rev.	AS01	2/7

# SAW Bandpass Filter F2G1B



## Matching Schematic

( Actual matching values may vary due to PCB layout and parasitics )




## Marking Configuration

●<sup>1)</sup>  
I<sup>2)</sup>  
2G1B<sup>3)</sup>

- 1) Pad Number 1 Index
- 2) Manufacturer name
- 3) Marking Number

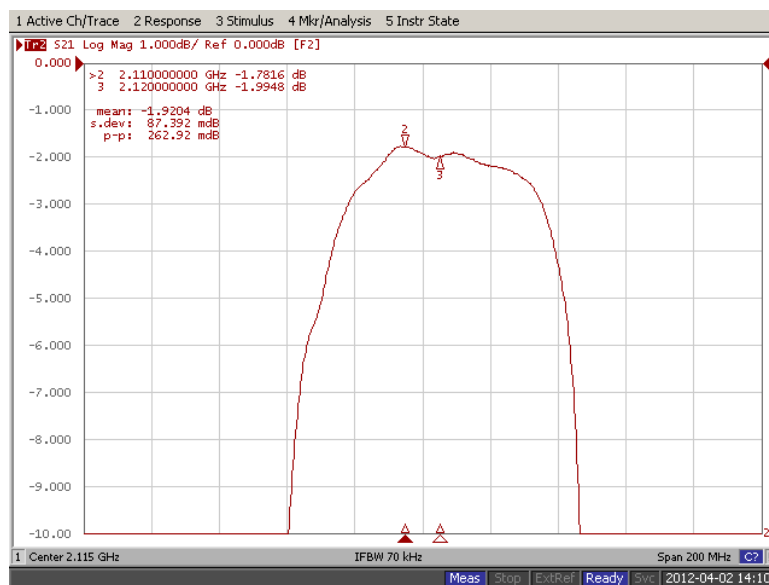
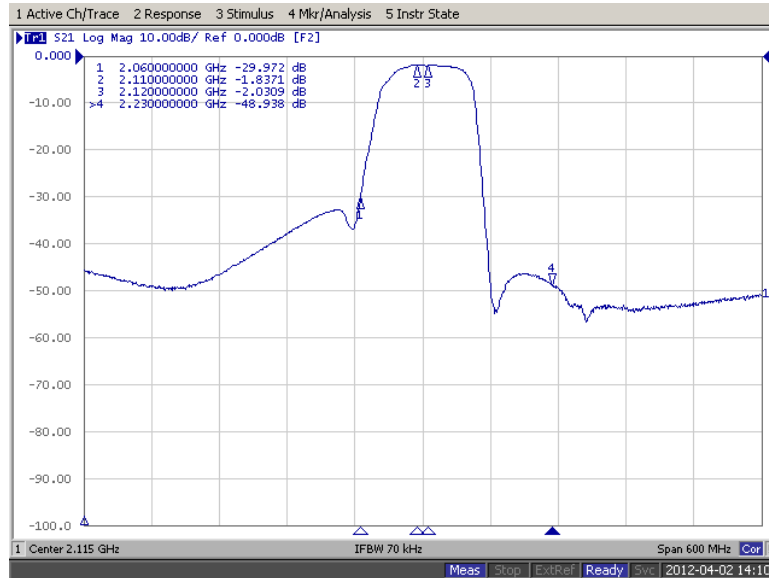
\* Ink or Laser Marking available

 Integrated Technology Future	<b>ITF Co., Ltd.</b> 102-901, Bucheon Technopark 364, Samjeong-Dong, Ojeong-Gu, Bucheon-City, Gyeonggi-Do, Korea 421-809	Part No.	NCND01-F2G1B	
		Rev. Date	2012-04-04	
		Rev.	AS01	3/7

# SAW Bandpass Filter F2G1B



## Typical Performance ( at 25 °C )



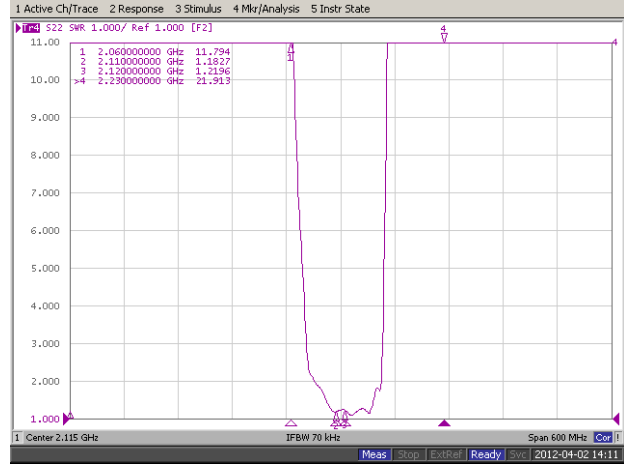
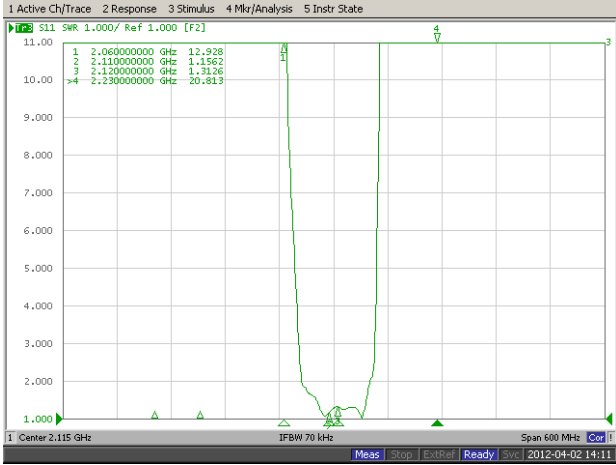
**ITF Co., Ltd.**  
102-901, Bucheon Technopark 364,  
Samjeong-Dong, Ojeong-Gu, Bucheon-City,  
Gyeonggi-Do, Korea 421-809

Part No.	NCND01-F2G1B	
Rev. Date	2012-04-04	
Rev.	AS01	4/7

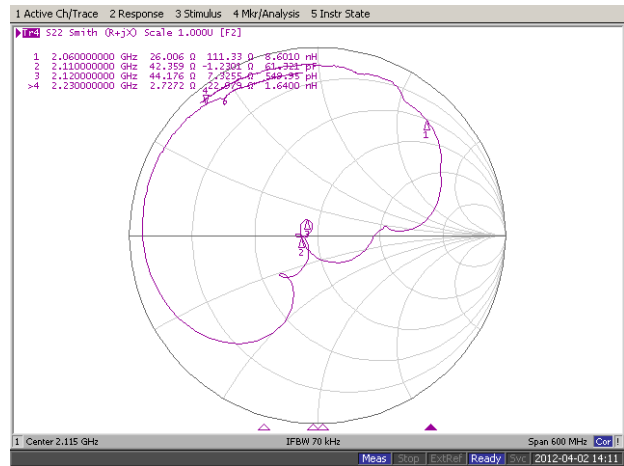
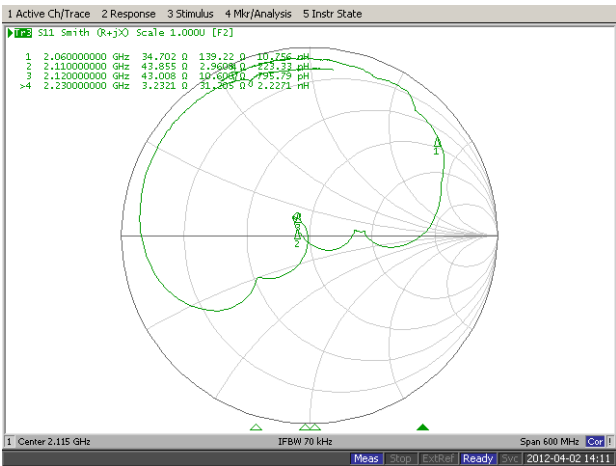
# SAW Bandpass Filter F2G1B



## Input / Output VSWR Charts



## Input / Output Smith Charts



**ITF Co., Ltd.**  
 102-901, Bucheon Technopark 364,  
 Samjeong-Dong, Ojeong-Gu, Bucheon-City,  
 Gyeonggi-Do, Korea 421-809

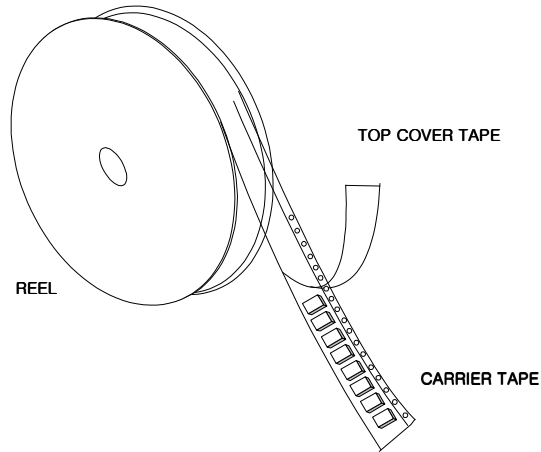
Part No.	NCND01-F2G1B	
Rev. Date	2012-04-04	
Rev.	AS01	5/7

# SAW Bandpass Filter F2G1B



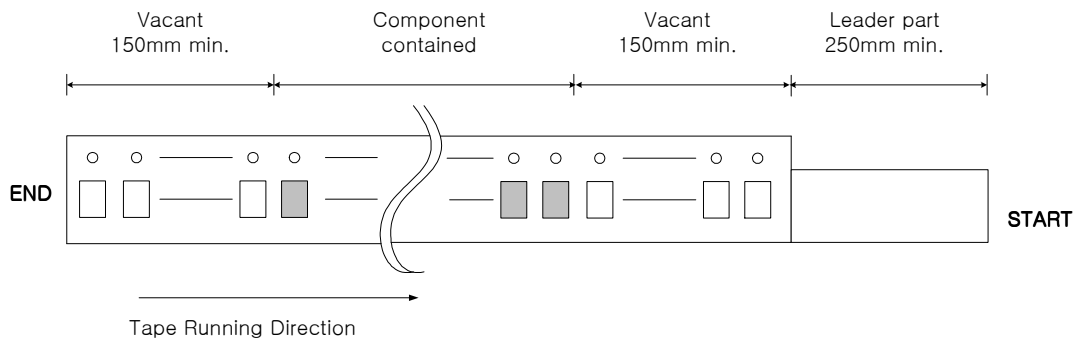
## Packing Specification

1. Reeling Quantity : 3000 pcs / 13" reel ( or 1000 pcs / 7" reel )
2. Taping Structure : The tape shall be wound around the reel in the direction shown below.



## Tape Specification

1. Leader part and vacant position specification

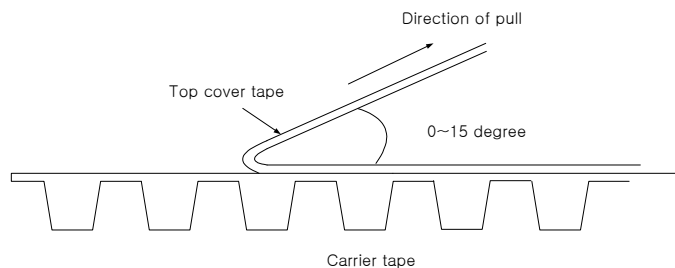


2. Tensile strength of carrier tape

4.4N/mm width

3. Top cover tape adhesion

- 1) pull off angle : 0~15°
- 2) speed : 300mm/min
- 3) force : 20~70g

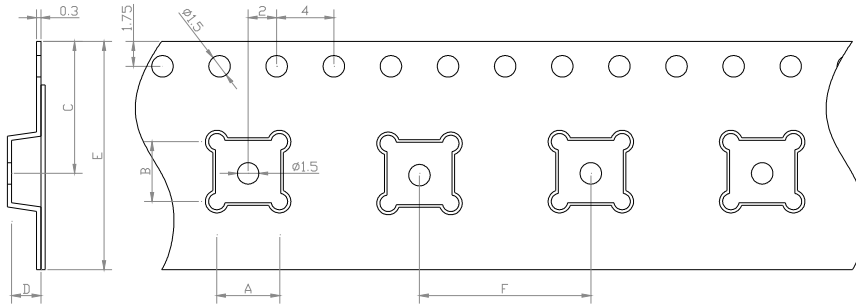


	<b>ITF Co., Ltd.</b> 102-901, Bucheon Technopark 364, Samjeong-Dong, Ojeong-Gu, Bucheon-City, Gyeonggi-Do, Korea 421-809	Part No.	NCND01-F2G1B	
		Rev. Date	2012-04-04	
		Rev.	AS01	6/7

# SAW Bandpass Filter F2G1B

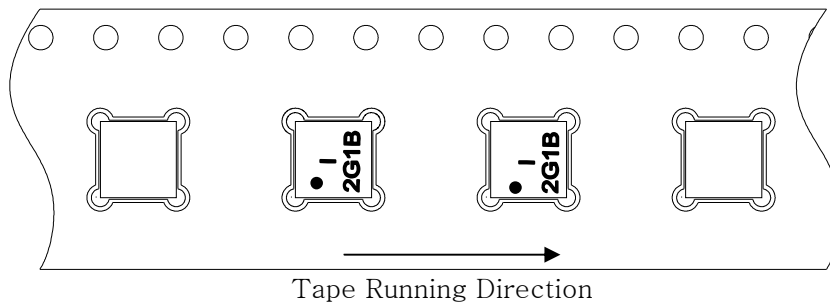


## Carrier Tape Dimensions [unit : mm]

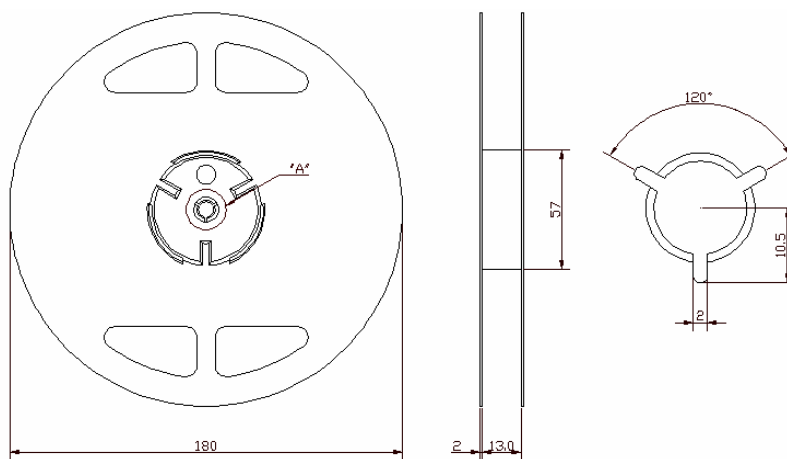



A	3.40 ± 0.1
B	3.40 ± 0.1
C	7.25 ± 0.1
D	1.70 ± 0.1
E	12.00 ± 0.1
F	8.00 ± 0.1

## Part Direction



## Reel Dimensions [unit : mm]



	<b>ITF Co., Ltd.</b> 102-901, Bucheon Technopark 364, Samjeong-Dong, Ojeong-Gu, Bucheon-City, Gyeonggi-Do, Korea 421-809	Part No.	NCND01-F2G1B	
		Rev. Date	2012-04-04	
		Rev.	AS01	7/7