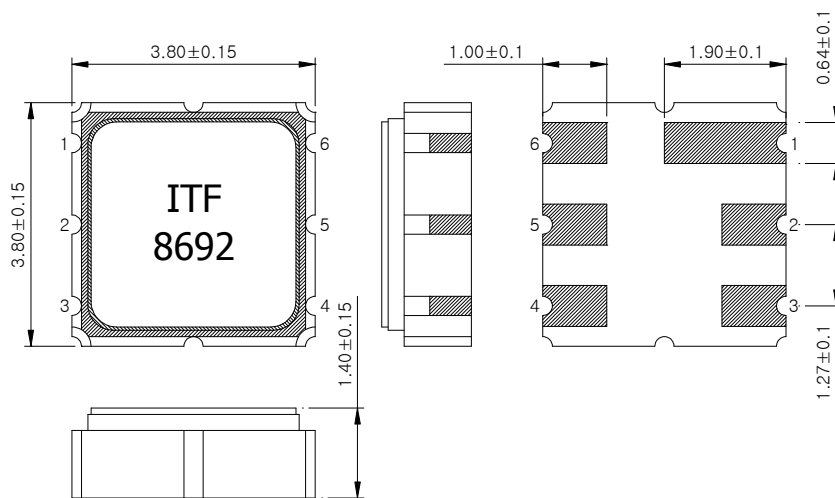


# SAW Bandpass Filter F8692

## Features

- RF Bandpass Filter for Remote Control.
- Usable bandwidth of 2 MHz
- No impedance matching require for operation at 50 Ω
- Ceramic Surface Mounted Device Package ( 3.8 mm \* 3.8 mm )
- Single-ended Operation
- RoHS Compliant

## Package Dimensions



Dimensions shown are nominal in millimeters

Body : Al<sub>2</sub>O<sub>3</sub> Ceramic

Lid : Kovar, Ni Plated

Terminations : Au plating 0.3 ~ 1.0 um, Over a 1.27 ~ 8.89 um  
Ni Plating


### Pin Configurations

2	Input
5	Output
1, 3, 4, 6	Case ground

## Maximum Ratings

Parameters	Unit	Minimum	Typical	Maximum
Operating Temperature Range	℃	-10	25	60
Storage Temperature Range	℃	-40	-	85
Power Handling Capability	dBm	-	-	10

Electrostatics Sensitive Device (ESD)

	<b>ITF Co., Ltd.</b> 102-901, Bucheon Technopark 364, Samjeong-Dong, Ojeong-Gu, Bucheon-City, Gyeonggi-Do, Korea 421-809	Part No.	F8692	
		Rev. Date	2010-02-11	
		Rev.	NCLB01-PS01	1/7


# SAW Bandpass Filter F8692

## Specifications

	Minimum	Typical	Maximum	Unit
Center Frequency ( Fc )	-	869.0	-	MHz
Insertion Loss (In Fc +/- 1.0 MHz)	-	2.4	3.0	dB
Amplitude Ripple (In Fc +/- 1.0 MHz)	-	0.2	1.0	dBp-p
VSWR (In Fc +/- 1.0 MHz)	-	1.7	2.2	
Relative Attenuation				
0.3 MHz ~ 846.4 MHz	40.0	48.0	-	dB
846.4 MHz ~ 853.5 MHz	20.0	28.0	-	
884.0 MHz ~ 898.0 MHz	20.0	25.0	-	
898.0 MHz ~ 1200.0 MHz	40.0	50.0	-	
1200.0 MHz ~ 2000.0 MHz	40.0	44.0	-	
Temperature Range (Operational)	-10	25	60	°C
Input RF Power (In Fc +/- 1.0 MHz)			10	dBm
Input/Output Impedance		50		Ohms

### Notes :

- 1) All specifications are based on the matching schematic shown below, measured by Agilent Network analyzer and full 2 port calibration.
- 2) Electrical margin has been built into the design to account for the variations due to temperature drift and manufacturing tolerances
- 3) All attenuation measurements are measured relative to insertion loss


	<b>ITF Co., Ltd.</b> 102-901, Bucheon Technopark 364, Samjeong-Dong, Ojeong-Gu, Bucheon-City, Gyeonggi-Do, Korea 421-809	Part No.	F8692	
		Rev. Date	2010-02-11	
		Rev.	NCLB01-PS01	2/7

# SAW Bandpass Filter F8692

---

## Matching Schematic

( Actual matching values may vary due to PCB layout and parasitics )




## Marking Configuration

ITF<sup>1)</sup>  
8692<sup>2)</sup>

1) Manufacturer name

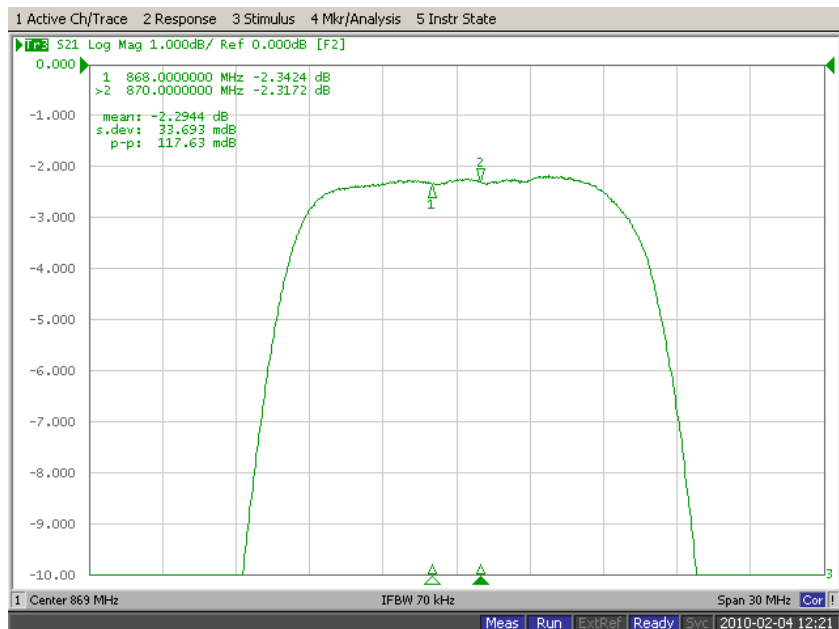
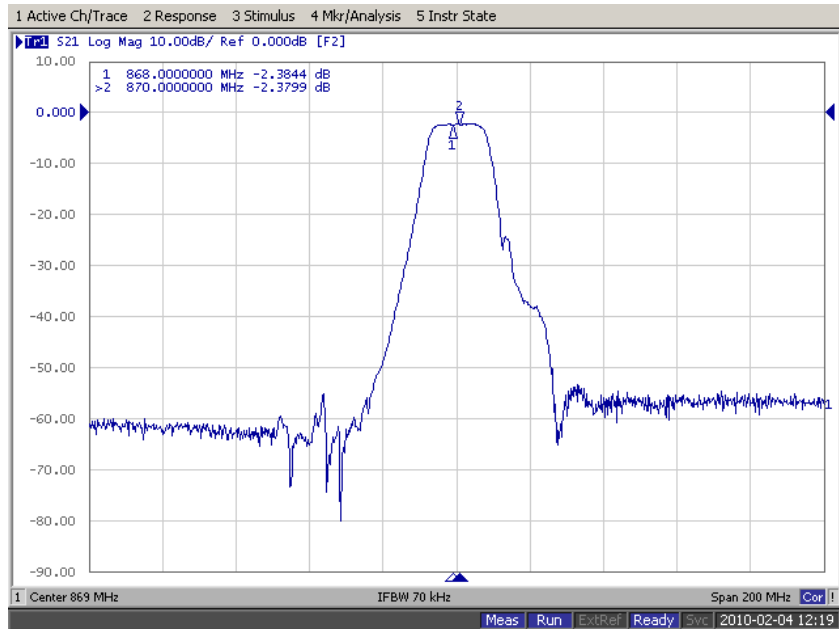
2) Marking Number


\* Ink or Laser Marking available

	<b>ITF Co., Ltd.</b> 102-901, Bucheon Technopark 364, Samjeong-Dong, Ojeong-Gu, Bucheon-City, Gyeonggi-Do, Korea 421-809	Part No.	F8692	
		Rev. Date	2010-02-11	
		Rev.	NCLB01-PS01	3/7

# SAW Bandpass Filter F8692

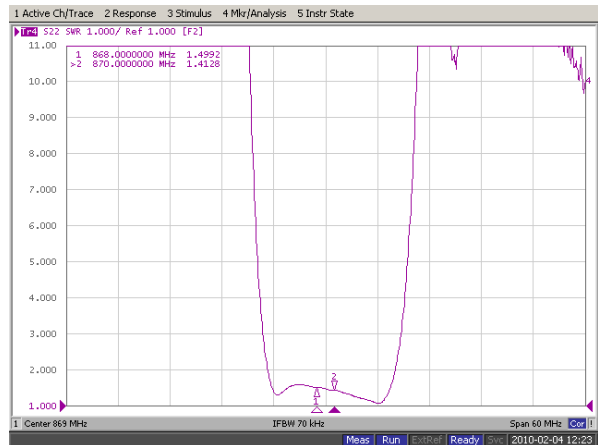
## Typical Performance ( at 25°C )



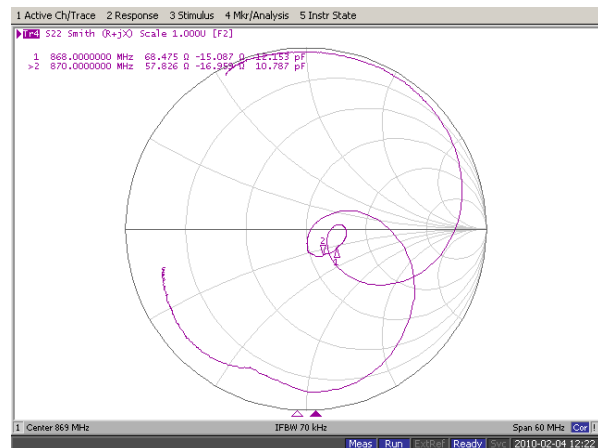
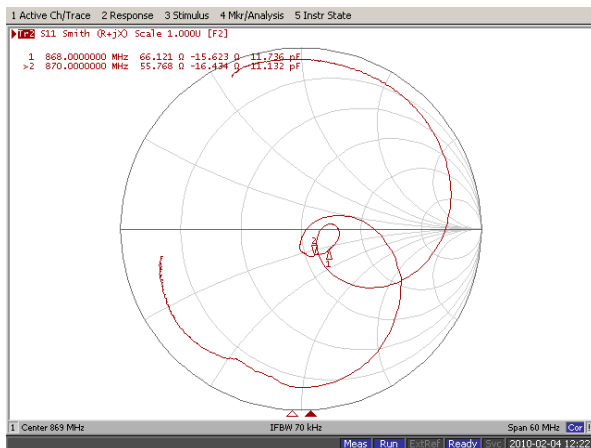
 <p><b>ITF Co., Ltd.</b> 102-901, Bucheon Technopark 364, Samjeong-Dong, Ojeong-Gu, Bucheon-City, Gyeonggi-Do, Korea 421-809</p>	Part No.	F8692	
	Rev. Date	2010-02-11	
	Rev.	NCLB01-PS01	4/7


# SAW Bandpass Filter F8692

## Input / Output VSWR Charts



## Input / Output Smith Charts

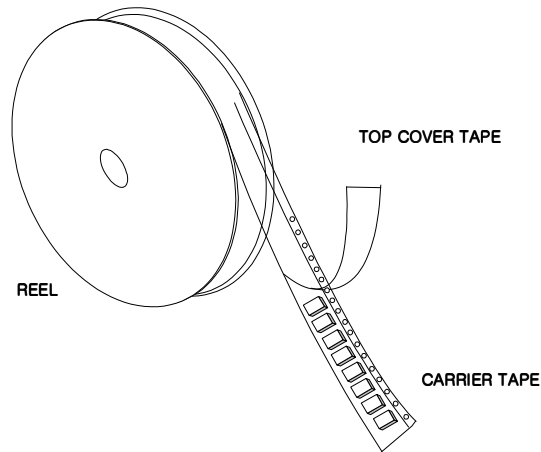


 <p>Integrated Technology Future</p>	<p><b>ITF Co., Ltd.</b>                  102-901, Bucheon Technopark 364,                  Samjeong-Dong, Ojeong-Gu, Bucheon-City,                  Gyeonggi-Do, Korea 421-809</p>	Part No.	F8692	
		Rev. Date	2010-02-11	
		Rev.	NCLB01-PS01	5/7

# SAW Bandpass Filter F8692

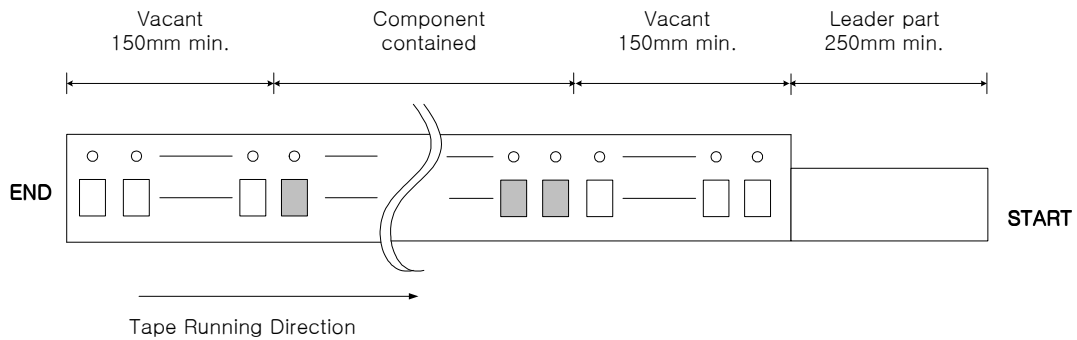
## Packing Specification

1. Reeling Quantity : 3000 pcs / 13" reel ( or 1000 pcs / 7" reel )
2. Taping Structure : The tape shall be wound around the reel in the direction shown below.



## Tape Specification

1. Leader part and vacant position specification

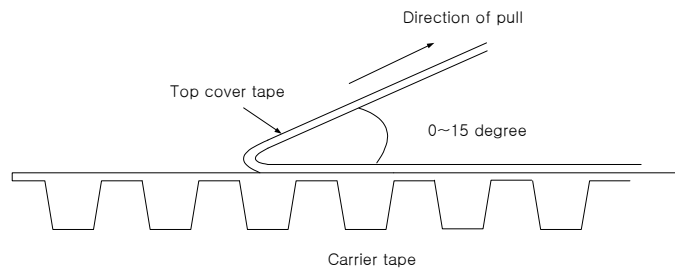



2. Tensile strength of carrier tape

4.4N/mm width

3. Top cover tape adhesion

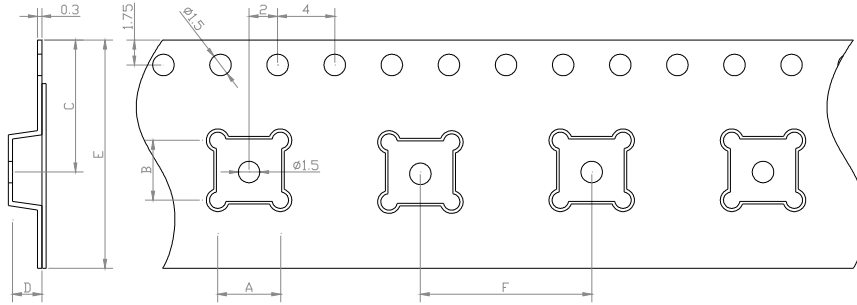
- 1) pull off angle : 0~15°
- 2) speed : 300mm/min
- 3) force : 20~70g



	<b>ITF Co., Ltd.</b> 102-901, Bucheon Technopark 364, Samjeong-Dong, Ojeong-Gu, Bucheon-City, Gyeonggi-Do, Korea 421-809	Part No.	F8692	
		Rev. Date	2010-02-11	
		Rev.	NCLB01-PS01	6/7

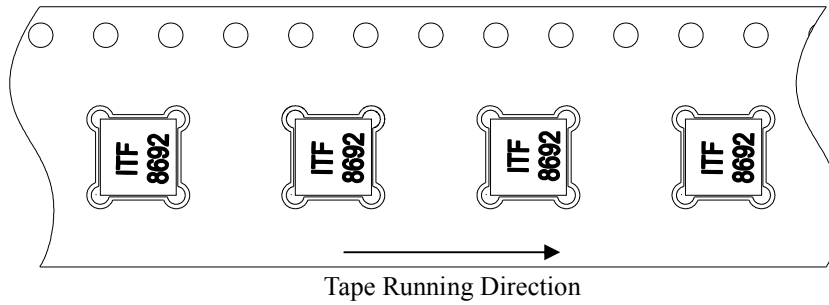
# SAW Bandpass Filter F8692

## Carrier Tape Dimensions [unit : mm]

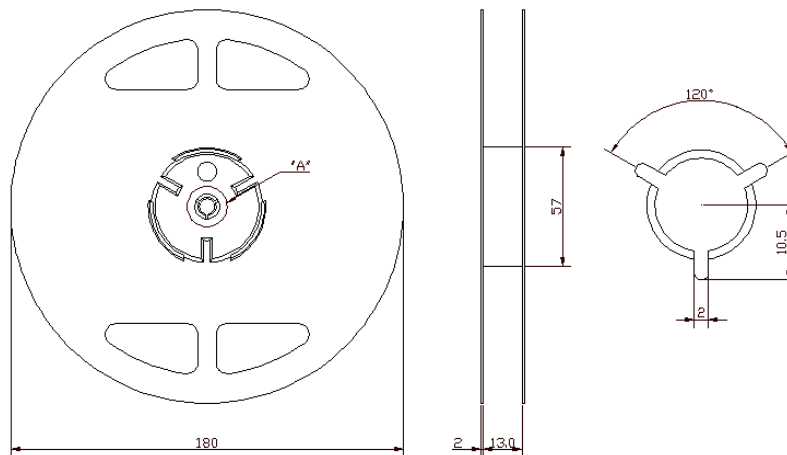



A	3.40 ± 0.1
B	3.40 ± 0.1
C	7.25 ± 0.1
D	1.70 ± 0.1
E	12.00 ± 0.1
F	8.00 ± 0.1

## Part Direction



## Reel Dimensions [unit : mm]



 Integrated Technology Future	<b>ITF Co., Ltd.</b> 102-901, Bucheon Technopark 364, Samjeong-Dong, Ojeong-Gu, Bucheon-City, Gyeonggi-Do, Korea 421-809	Part No.	F8692	
		Rev. Date	2010-02-11	
		Rev.	NCLB01-PS01	7/7