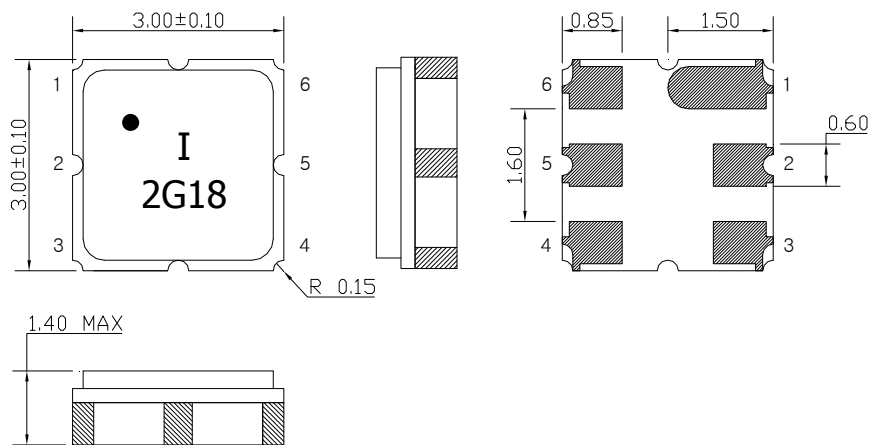


SAW Bandpass Filter F2G18

Features

- TDSCDMA applications
- Usable bandwidth of 15 MHz
- No impedance matching require for operation at 50 Ω
- Ceramic Surface Mounted Device Package (3.0 mm * 3.0 mm)
- Single-ended Operation
- RoHS Compliant

Package Dimensions



Dimensions shown are nominal in millimeters

Body : Al₂O₃ Ceramic

Lid : Kovar, Ni Plated

Terminations : Au plating 0.3 ~ 1.0 um, Over a 1.27 ~ 8.89 um
Ni Plating


Pin Configurations

2	Input
5	Output
1, 3, 4, 6	Case ground

Maximum Ratings

Parameters	Unit	Minimum	Typical	Maximum
Operating Temperature Range	℃	-30	25	85
Storage Temperature Range	℃	-40	-	85
Power Handling Capability	dBm	-	-	10

Electrostatics Sensitive Device (ESD)

 Integrated Technology Future	ITF Co., Ltd. 102-901, Bucheon Technopark 364, Samjeong-Dong, Ojeong-Gu, Bucheon-City, Gyeonggi-Do, Korea 421-809	Part No.	F2G18	
		Rev. Date	2013-12-17	
		Rev.	NC9015-AS02	1/7


SAW Bandpass Filter F2G18

Specifications

	Minimum	Typical	Maximum	Unit
Center Frequency (Fc)	-	2017.5	-	MHz
Insertion Loss (In Fc +/- 7.5 MHz)	-	2.9	4.0	dB
Amplitude Ripple (In Fc +/- 7.5 MHz)	-	0.5	1.5	dBp-p
VSWR (In Fc +/- 7.5 MHz)	-	2.0	2.5	
Relative Attenuation				
DC ~ 1200.0 MHz	40.0	48.0	-	dB
1200.0 MHz ~ 1860.0 MHz	30.0	35.0	-	
1920.0 MHz ~ 1980.0 MHz	20.0	30.0	-	
2045.0 MHz ~ 2070.0 MHz	6.0	17.0	-	
2070.0 MHz ~ 2300.0 MHz	30.0	35.0	-	
2300.0 MHz ~ 3000.0 MHz	25.0	30.0		
Temperature Range (Operational)	-30	25	85	℃
Input RF Power (In Fc +/- 7.5 MHz)			10	dBm
Input/Output Impedance		50		Ohms

Notes :

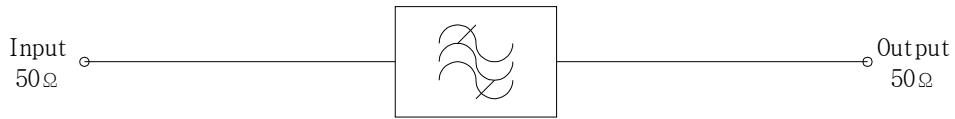
- 1) All specifications are based on the matching schematic shown below, measured by Agilent Network analyzer and full 2 port calibration.
- 2) Electrical margin has been built into the design to account for the variations due to temperature drift and manufacturing tolerances
- 3) All attenuation measurements are measured relative to insertion loss

	ITF Co., Ltd. 102-901, Bucheon Technopark 364, Samjeong-Dong, Ojeong-Gu, Bucheon-City, Gyeonggi-Do, Korea 421-809	Part No.	F2G18	
		Rev. Date	2013-12-17	
		Rev.	NC9015-AS02	2/7

SAW Bandpass Filter F2G18

Matching Schematic

(Actual matching values may vary due to PCB layout and parasitics)



Marking Configuration


●¹⁾
I²⁾
2G18³⁾

1) Pad Number 1 Index

2) Manufacturer name

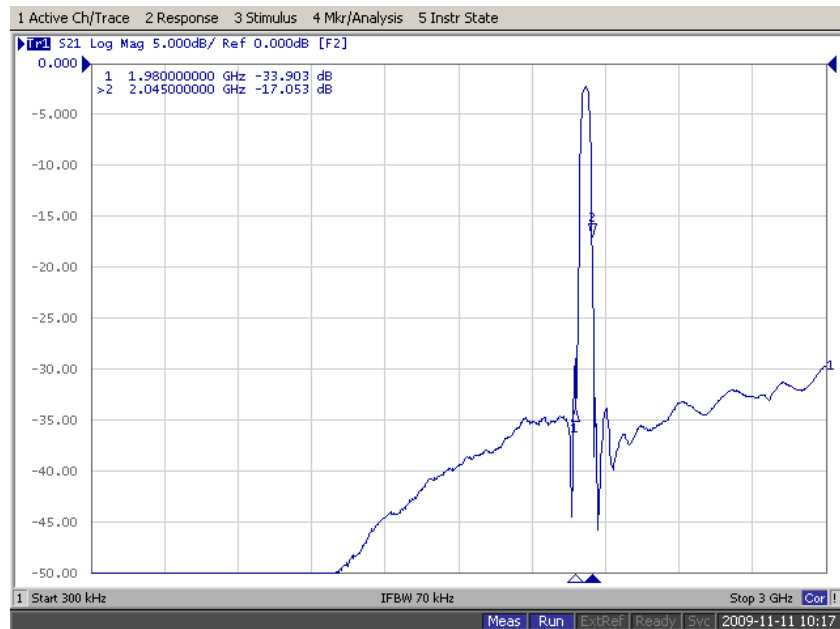
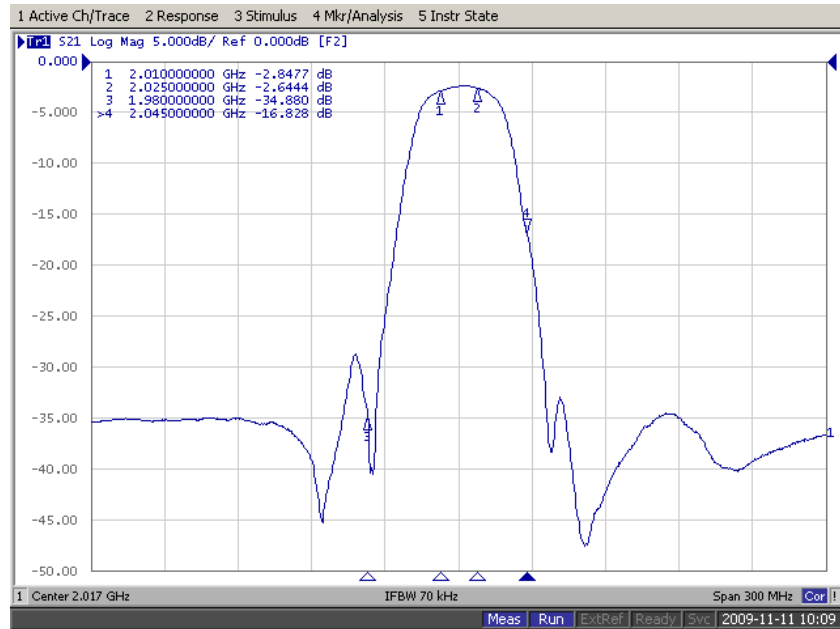
3) Marking Number


* Ink or Laser Marking available

 Integrated Technology Future	ITF Co., Ltd. 102-901, Bucheon Technopark 364, Samjeong-Dong, Ojeong-Gu, Bucheon-City, Gyeonggi-Do, Korea 421-809	Part No.	F2G18	
		Rev. Date	2013-12-17	
		Rev.	NC9015-AS02	3/7

SAW Bandpass Filter F2G18

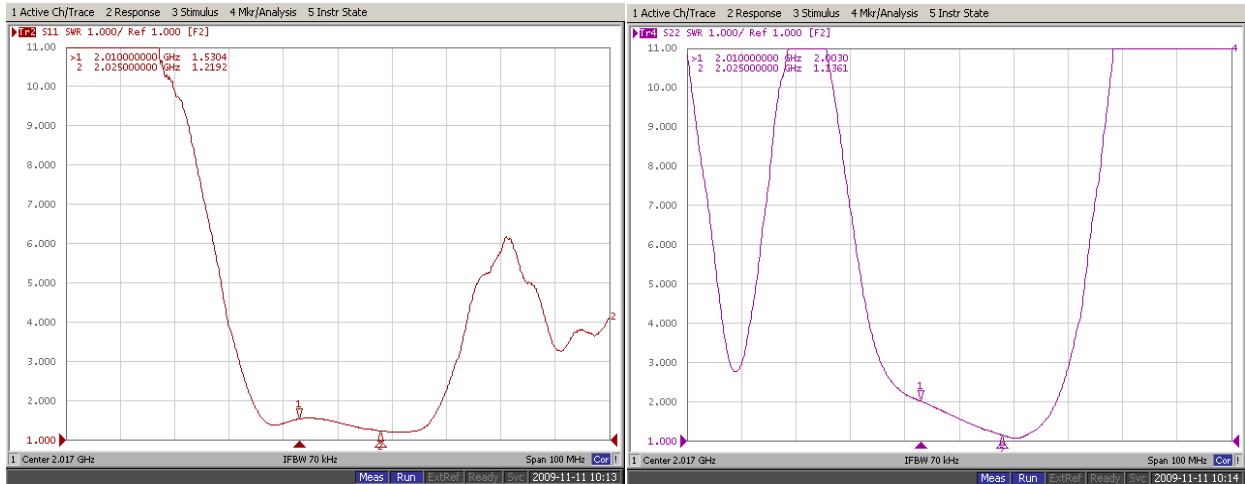
Typical Performance (at 25°C)



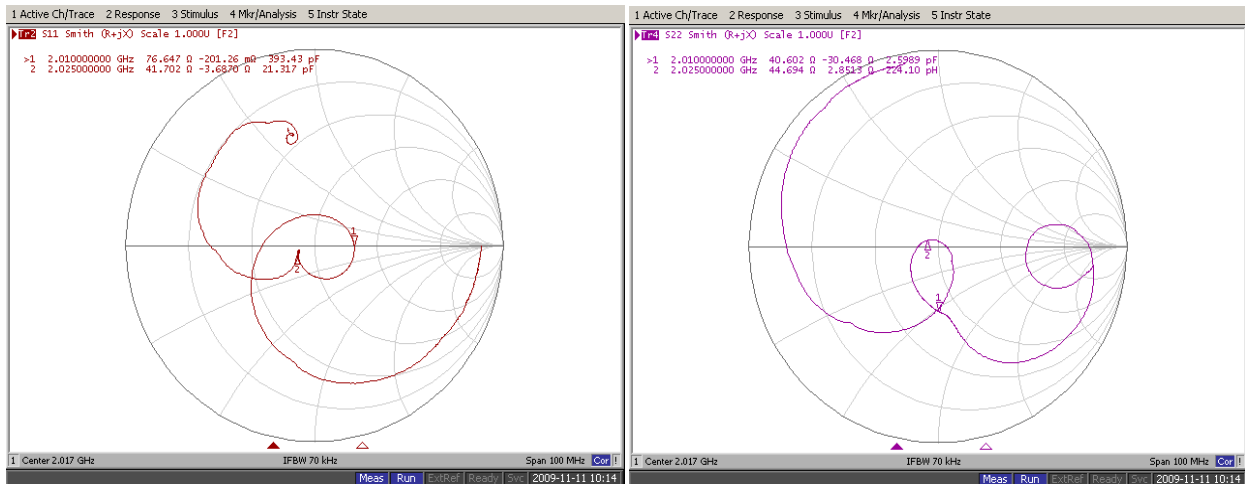
	ITF Co., Ltd. 102-901, Bucheon Technopark 364, Samjeong-Dong, Ojeong-Gu, Bucheon-City, Gyeonggi-Do, Korea 421-809	Part No.	F2G18	
		Rev. Date	2013-12-17	
		Rev.	NC9015-AS02	4/7


SAW Bandpass Filter F2G18

Input / Output VSWR Charts



Input / Output Smith Charts

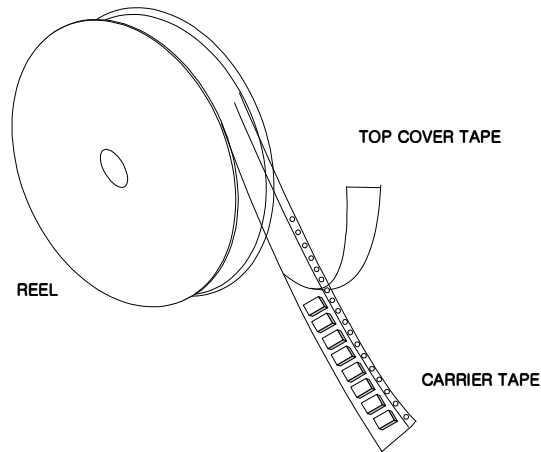


	ITF Co., Ltd. 102-901, Bucheon Technopark 364, Samjeong-Dong, Ojeong-Gu, Bucheon-City, Gyeonggi-Do, Korea 421-809	Part No.	F2G18	
		Rev. Date	2013-12-17	
		Rev.	NC9015-AS02	5/7

SAW Bandpass Filter F2G18

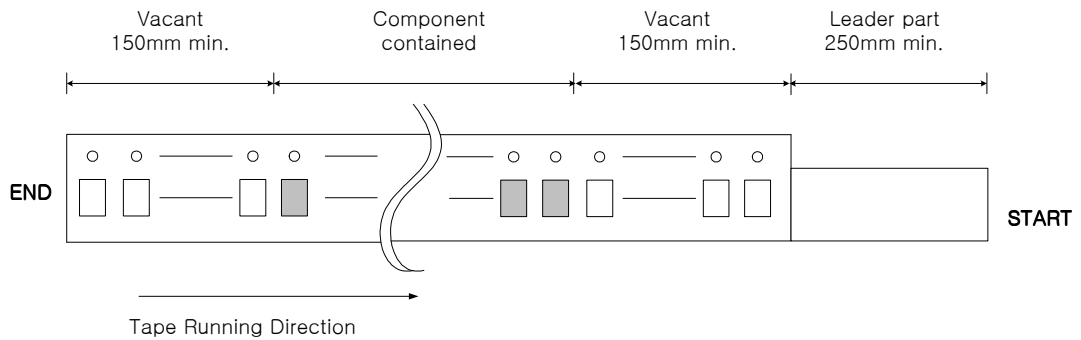
Packing Specification

1. Reeling Quantity : 3000 pcs / 13" reel (or 1000 pcs / 7" reel)
2. Taping Structure : The tape shall be wound around the reel in the direction shown below.



Tape Specification

1. Leader part and vacant position specification

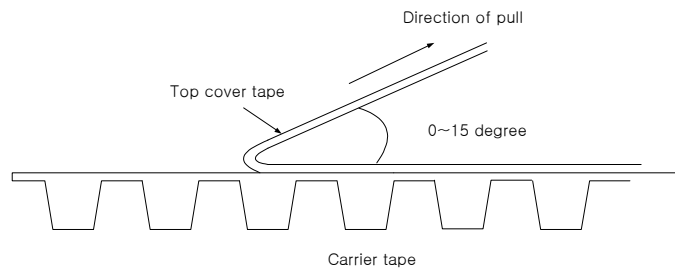



2. Tensile strength of carrier tape

4.4N/mm width

3. Top cover tape adhesion

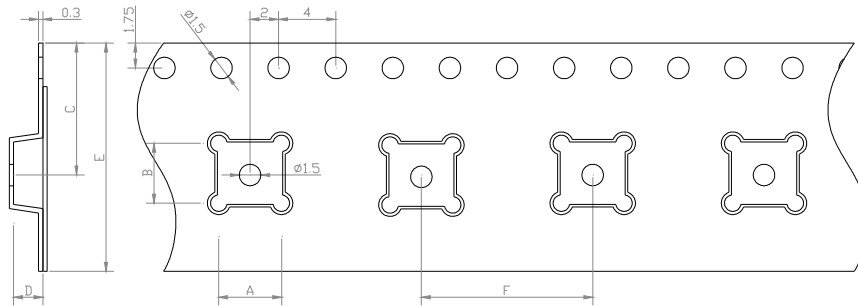
- 1) pull off angle : 0~15°
- 2) speed : 300mm/min
- 3) force : 20~70g



	ITF Co., Ltd. 102-901, Bucheon Technopark 364, Samjeong-Dong, Ojeong-Gu, Bucheon-City, Gyeonggi-Do, Korea 421-809	Part No.	F2G18	
		Rev. Date	2013-12-17	
		Rev.	NC9015-AS02	6/7

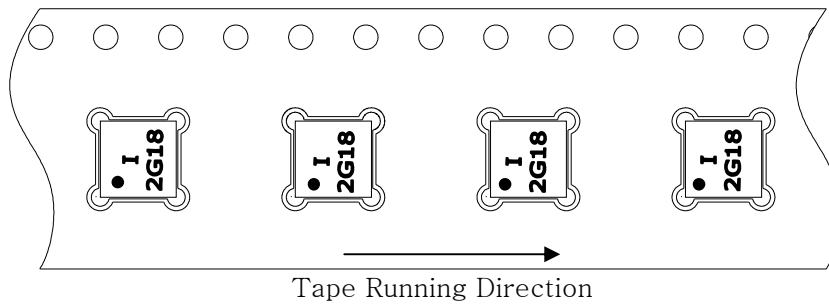
SAW Bandpass Filter F2G18

Carrier Tape Dimensions [unit : mm]

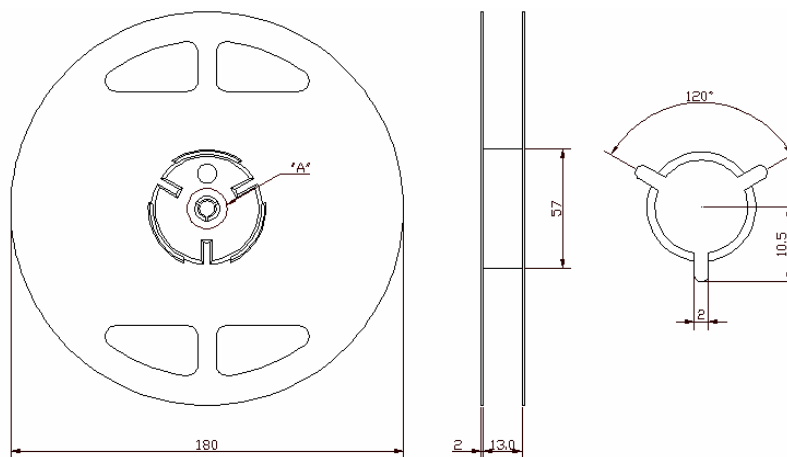



A	3.40 ± 0.1
B	3.40 ± 0.1
C	7.25 ± 0.1
D	1.70 ± 0.1
E	12.00 ± 0.1
F	8.00 ± 0.1

Part Direction



Reel Dimensions [unit : mm]



 ITF Co., Ltd. 102-901, Bucheon Technopark 364, Samjeong-Dong, Ojeong-Gu, Bucheon-City, Gyeonggi-Do, Korea 421-809	Part No.	F2G18	
	Rev. Date	2013-12-17	
	Rev.	NC9015-AS02	7/7