

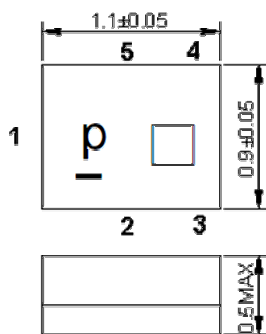
SAW Bandpass Filter F2G3K



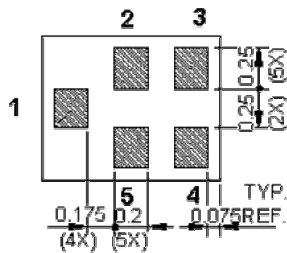
Features

- RF bandpass filter
- Usable bandwidth 25.0 MHz
- Chip Scale Package (CSP) (1.1mm × 0.9mm)
- RoHS/RoHS2 (2015/863/EU) Compliant
- This part is compliant with AEC-Q200

Package Dimensions



All tolerances are ± 0.05 mm unless otherwise specified
 Coplanarity : 0.1 mm max.
 1 to 5 : Pin No.
 Unit : mm



Pin Configuration	
1	Input
4	Output
2, 3, 5	Ground

Maximum Ratings

Parameter	Unit	Minimum	Typical	Maximum
Operating Temperature Range	°C	-40	25	105
Storage Temperature Range	°C	-40	-	125
DC Voltage	V	-	-	3
Power Handling Capability	dBm	-	-	10

Electrostatics Sensitive Device (ESD)

	ITF Co., Ltd. 102-901, Bucheon Technopark 364, Samjeong-Dong, Ojeong-Gu, Bucheon-City, Gyeonggi-Do, Korea 421-809	Part No.	F2G3K	
		Rev. Date	2019-07-19	
		Rev.	NCUG01-AS01	1/5

SAW Bandpass Filter F2G3K




Specifications

$F_c = 2332.5 \text{ MHz}$

		Minimum	Typical	Maximum
Center Frequency (F_c)	MHz	-	2332.5	-
Insertion Loss ($F_c \pm 12.5 \text{ MHz}$)	dB	-	4.5	7.0
Amplitude Ripple				
2320 ~ 2324.5 MHz			1.3	2.3
2324.5 ~ 2328.2 MHz			0.6	1.2
2328.2 ~ 2332.5 MHz			0.2	1.2
2332.5 ~ 2334.38 MHz	dB	-	0.4	1.2
2334.38 ~ 2336.25 MHz			0.2	1.2
2336.25 ~ 2337.75 MHz			0.2	1.2
2337.75 ~ 2341.25 MHz			0.3	1.2
2341.25 ~ 2343.125 MHz			0.2	1.2
2343.125 ~ 2345 MHz			0.5	2.1
VSWR ($F_c \pm 12.5 \text{ MHz}$)		-	1.8	2.1
Absolute attenuation				
100 ~ 800 MHz		35	65	-
800 ~ 2100 MHz		31	42	-
2100 ~ 2275 MHz		32	37	-
2275 ~ 2288 MHz		30	32	-
2288 ~ 2300 MHz		25	32	-
2300 ~ 2310 MHz	dB	15	23	-
2310 ~ 2315 MHz		3.5	7.5	-
2350 ~ 2355 MHz		3.5	5.5	-
2355 ~ 2365 MHz		13	17	-
2365 ~ 2377 MHz		39	42	-
2377 ~ 2390 MHz		35	39	-
2390 ~ 3000 MHz		28	30	-
Input/Output impedance	Ohm	-	50	-

Notes :

- 1) All specifications are based on the matching schematic shown below, measured by Agilent Network analyzer and full 2 port calibration.
- 2) Electrical margin has been built into the design to account for the variations due to temperature drift and manufacturing tolerances


	ITF Co., Ltd. 102-901, Bucheon Technopark 364, Samjeong-Dong, Ojeong-Gu, Bucheon-City, Gyeonggi-Do, Korea 421-809	Part No.	F2G3K	
		Rev. Date	2019-07-19	
		Rev.	NCUG01-AS01	2/5

SAW Bandpass Filter F2G3K



Matching Schematic

(Actual matching values may vary due to PCB layout and parasitics)




Marking Configuration

p¹⁾ □²⁾

1) Part number

2) Date code

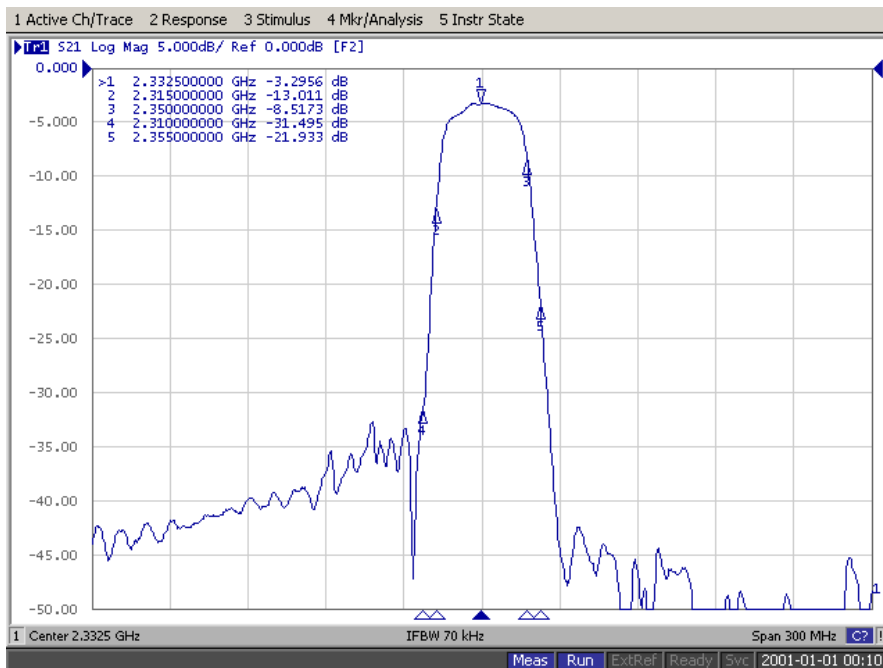
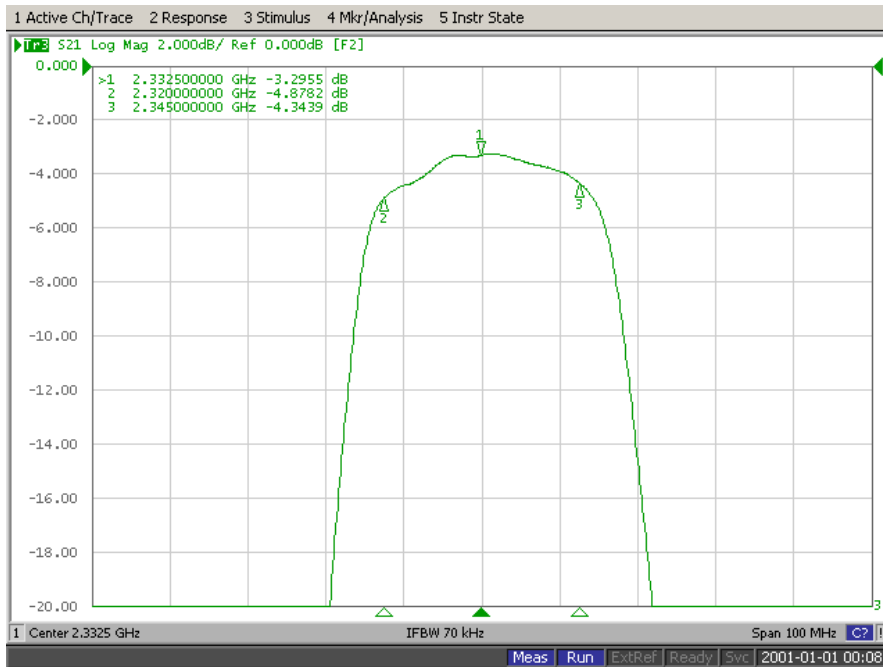
* Ink or Laser Marking available

 Integrated Technology Future	ITF Co., Ltd. 102-901, Bucheon Technopark 364, Samjeong-Dong, Ojeong-Gu, Bucheon-City, Gyeonggi-Do, Korea 421-809	Part No.	F2G3K	
		Rev. Date	2019-07-19	
		Rev.	NCUG01-AS01	3/5

SAW Bandpass Filter F2G3K



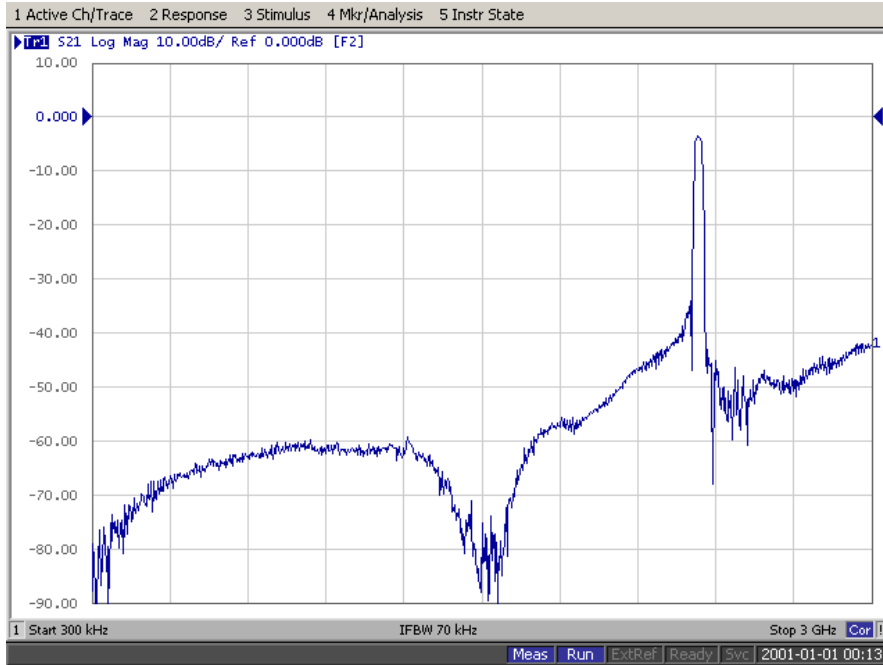
Typical Performance (at 25°C)



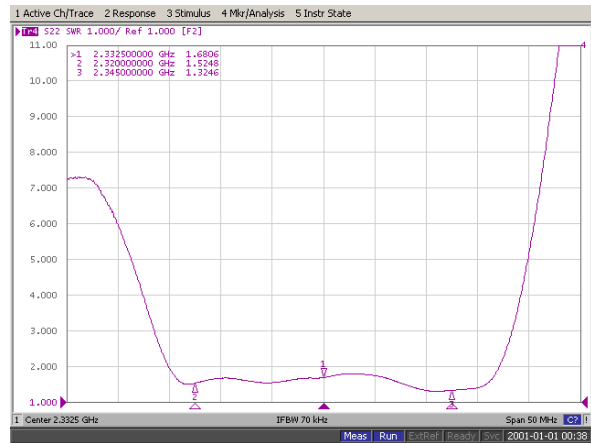
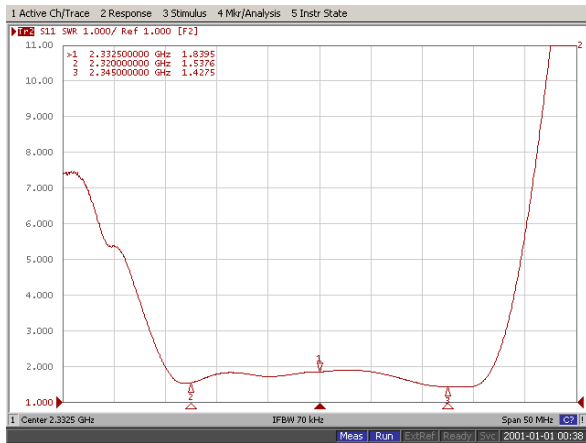
ITF Co., Ltd.
 102-901, Bucheon Technopark 364,
 Samjeong-Dong, Ojeong-Gu, Bucheon-City,
 Gyeonggi-Do, Korea 421-809

Part No.	F2G3K		
Rev. Date	2019-07-19		
Rev.	NCUG01-AS01	4/5	

SAW Bandpass Filter F2G3K



Input / Output VSWR Charts



ITF Co., Ltd.
 102-901, Bucheon Technopark 364,
 Samjeong-Dong, Ojeong-Gu, Bucheon-City,
 Gyeonggi-Do, Korea 421-809

Part No.	F2G3K	
Rev. Date	2019-07-19	
Rev.	NCUG01-AS01	5/5