

1. Features

- Typical 1dB bandwidth of 1.3 MHz
- High attenuation
- Single Ended Operation
- Surface Mounted Package (SMD)

RoHS Compliant

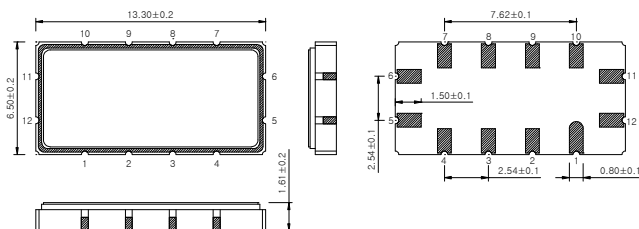
Tested by SGS Testing Korea

2. Electrical Specifications

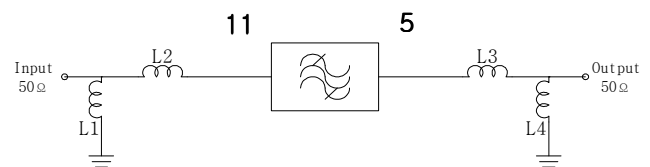
Source and Load Impedance = 50Ω

Room Temperature +25 °C		Minimum	Typical	Maximum
Center Frequency (fo)	MHz	-	200.0	-
Insertion Loss	dB	-	15.6	17.5
1dB Bandwidth	MHz	1.0	1.3	-
3dB Bandwidth	MHz	-	2.1	-
40dB Bandwidth	MHz	-	5.55	5.7
Amplitude Ripple (fo ± 0.3 MHz)	dB	-	0.2	0.8
Group Delay Variation (fo ± 0.3 MHz)	nsec	-	45	100
Absolute Delay	usec	-	0.96	-
Ultimate Rejection	dB	50	55	-
Temperature Coefficient of Frequency	ppm/°C ²	-	-0.03	-

S1365 Package Dimension



Matching Network Configuration



L1 = 18 nH, L2 = 56 nH, L3 = 47 nH, L4 = 18 nH

Pin Configuration

Pin Configuration			
Input	11	Ground	6, 12
Output	5	Others	Ground

Dimensions shown are nominal in millimeters

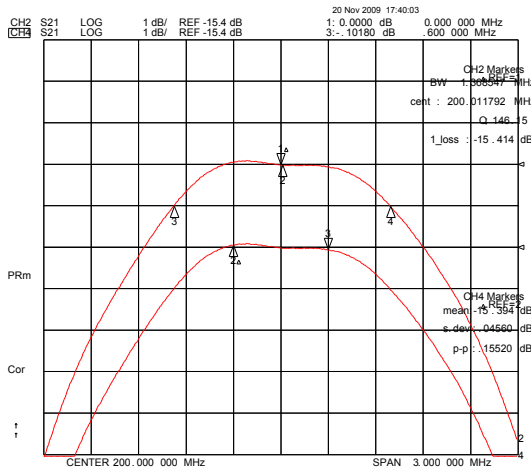
Body : Al₂O₃

Lid : Kovar, Ni Plated

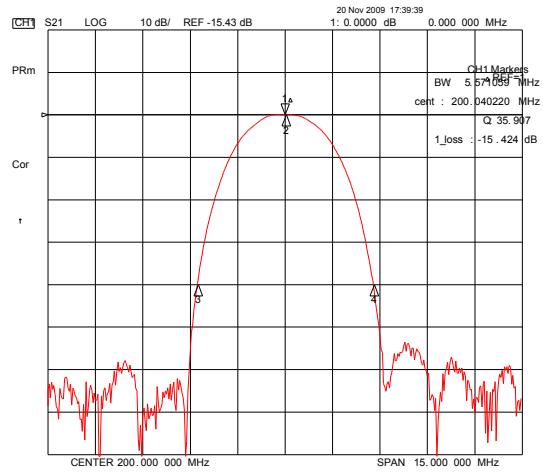
Termination : Au plating 0.3 ~ 1.0um, over a 1.27 ~ 8.89um Ni Plating

3. Typical Performance (at +25°C)

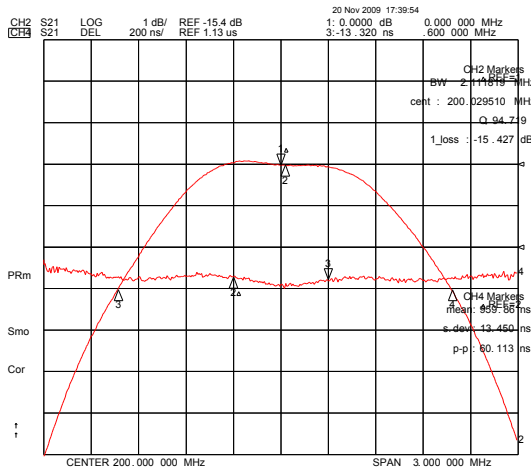
1dB Bandwidth & Ripple



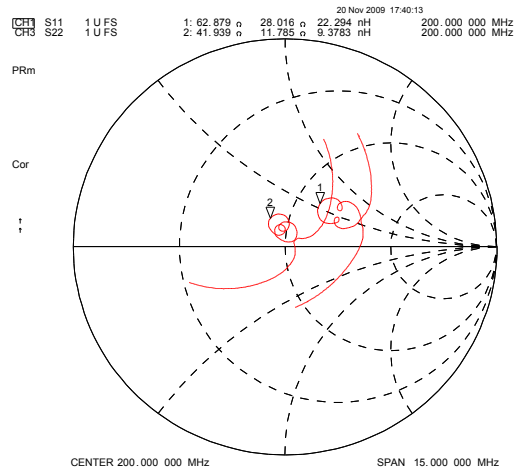
40dB Bandwidth



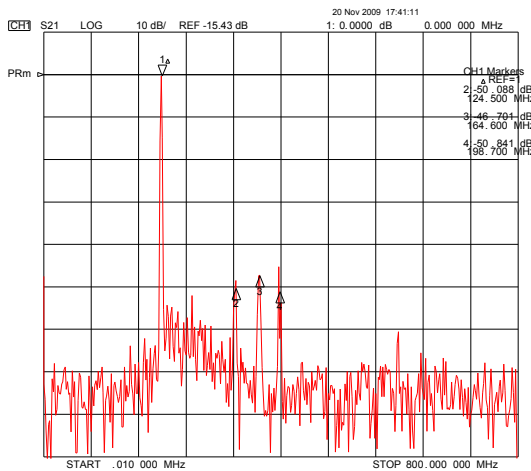
3dB Bandwidth & Group Delay



Smith Chart(S11 & S22)



Wideband Properties



SWR(S11 & S22)

