

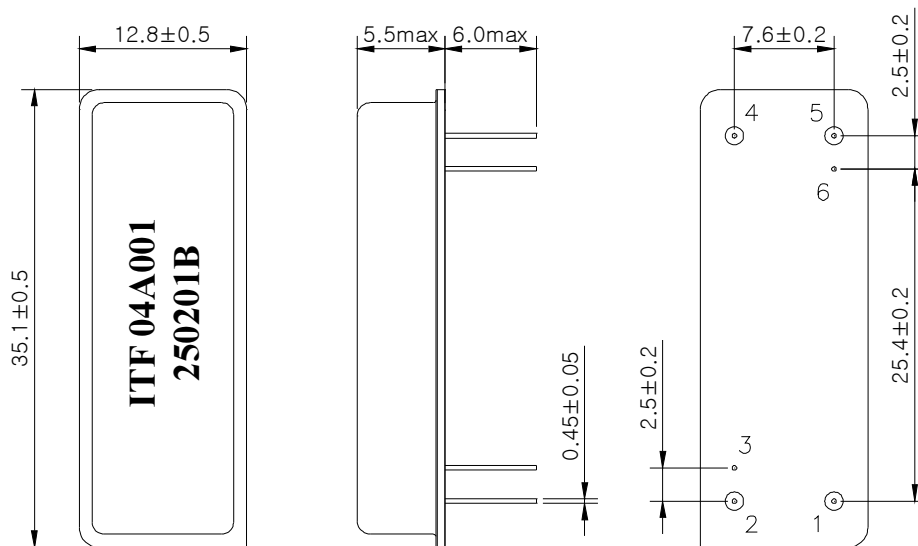
# SAW Bandpass Filter 250201B



## 1. Features

- IF bandpass filter
- High attenuation
- Single-ended operation
- DIP Package
- Maximum Storage Temperature Range : -40 °C ~ 85 °C
- Electrostatics Sensitive Device (ESD)

## 2. Package Dimension



**Package : D3512**

Dimensions shown are nominal in millimeters  
 Base : Fe(SPCC), Au plating over Ni plated  
 Cap : Cu & Cr Alloy, Ni Plated  
 Termination : Kovar, Au Plated

Pin Configuration	
1	Input
4	Output
2, 5	Ground
Other	Case ground

	<b>ITF Co., Ltd.</b> 102-901, Bucheon Technopark 364, Samjeong-Dong, Ojeong-Gu, Bucheon-City, Gyeonggi-Do, Korea 421-809	Part No.	250201B	
		Rev. Date	2004-11-16	
		Rev.	NW4013-CS01	1/5

# SAW Bandpass Filter 250201B



## 3. Specifications

F<sub>o</sub> = 160 MHz

Terminating source impedance : 50Ω and matching network

Terminating load impedance : 50Ω and matching network

Operating temperature range : -10℃ ~ +60℃		Minimum	Typical	Maximum
Center Frequency	MHz	159.92	160	160.08
Insertion Loss	dB	-	22.1	25.5
1dB Bandwidth	MHz	2.5	2.68	-
3dB Bandwidth	MHz	2.7	2.8	-
40dB Bandwidth	MHz	-	3.35	3.45
Amplitude Ripple (F <sub>o</sub> +/- 1.23 MHz)	dB	-	0.6	1.0
Group Delay Variation (F <sub>o</sub> +/- 1.23 MHz)	nsec	-	200	400
Absolute Delay	usec	-	4.8	-
Ultimate Rejection	dB	45	50	-
Temperature Coefficient of Frequency	ppm/°C <sup>2</sup>	-	-0.03	-

### Notes :

- 1) All specifications are based on the matching schematic shown below
- 2) All specifications are measured by Agilent Network analyzer and full 2 port calibration
- 3) Electrical margin has been built into the design to account for the variations due to temperature drift and manufacturing tolerances
- 4) All attenuation measurements are measured relative to insertion loss

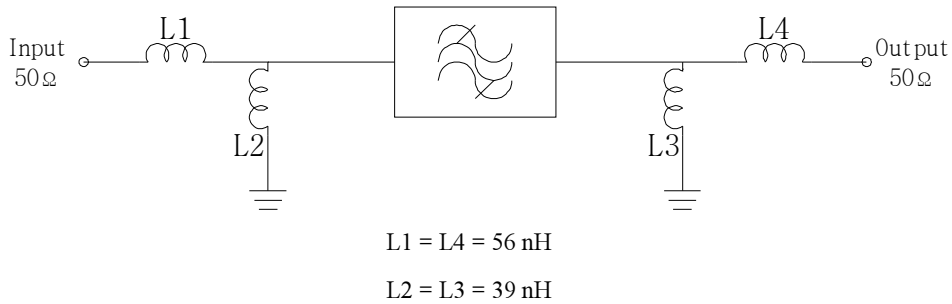
	<b>ITF Co., Ltd.</b> 102-901, Bucheon Technopark 364, Samjeong-Dong, Ojeong-Gu, Bucheon-City, Gyeonggi-Do, Korea 421-809	Part No.	250201B	
		Rev. Date	2004-11-16	
		Rev.	NW4013-CS01	2/5

# SAW Bandpass Filter 250201B



## 4. Matching Schematic

( Actual matching values may vary due to PCB layout and parasitics )



## 5. Marking Configuration

ITF<sup>1)</sup> 04A001<sup>2)</sup>  
250201B<sup>3)</sup>

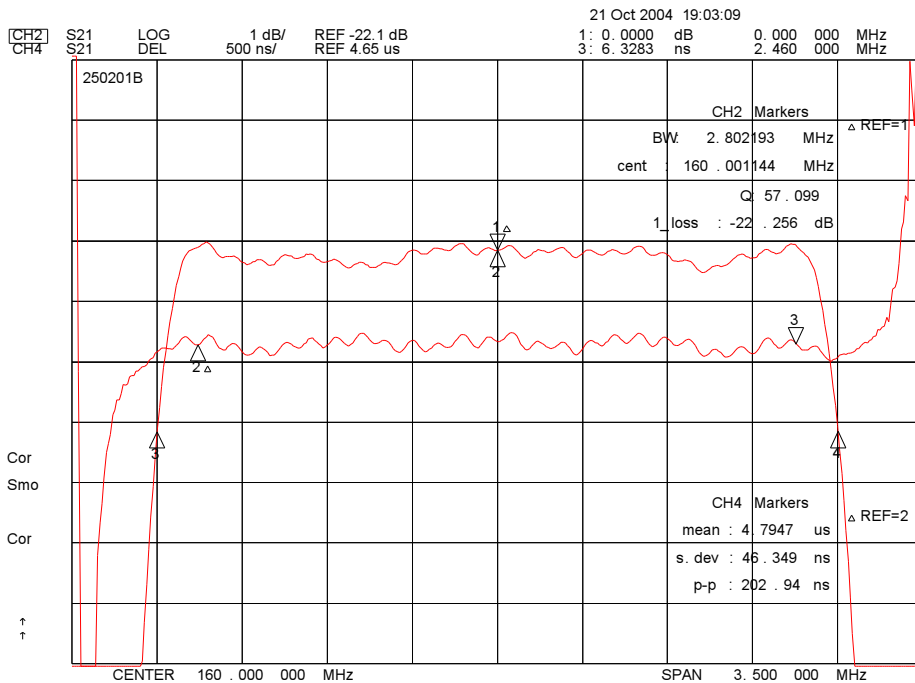
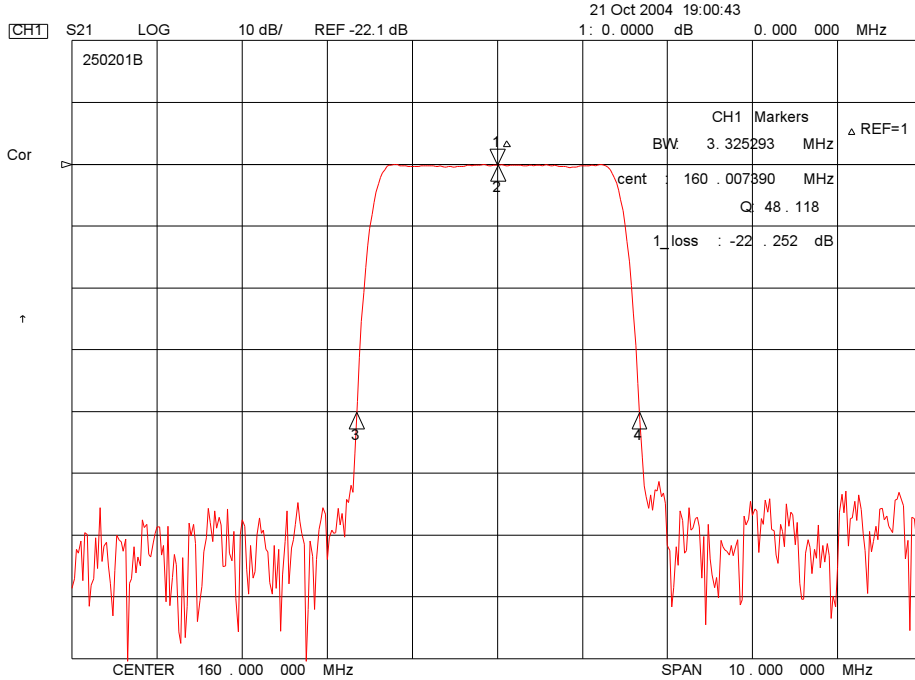
- 1) Manufacturer name
- 2) Lot Number
- 3) Part Number

	<b>ITF Co., Ltd.</b> 102-901, Bucheon Technopark 364, Samjeong-Dong, Ojeong-Gu, Bucheon-City, Gyeonggi-Do, Korea 421-809	Part No.	250201B	
		Rev. Date	2004-11-16	
		Rev.	NW4013-CS01	3/5

# SAW Bandpass Filter 250201B



## 6. Typical Performance ( at +25°C )



**ITF Co., Ltd.**  
 102-901, Bucheon Technopark 364,  
 Samjeong-Dong, Ojeong-Gu, Bucheon-City,  
 Gyeonggi-Do, Korea 421-809

Part No.

250201B

Rev. Date

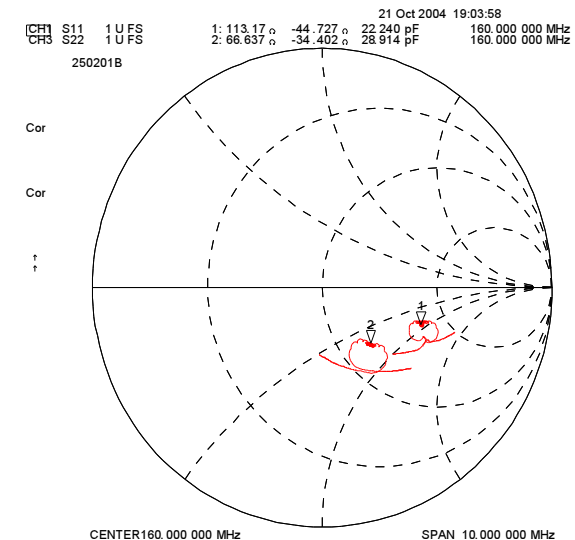
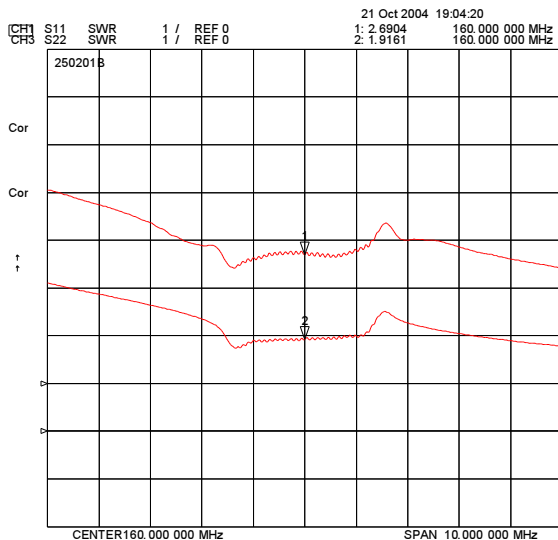
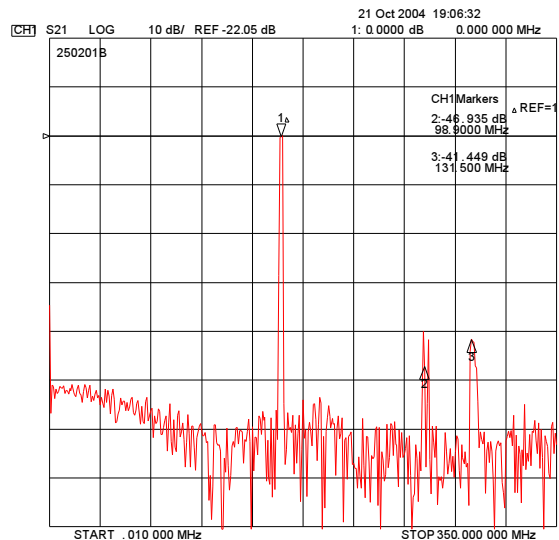
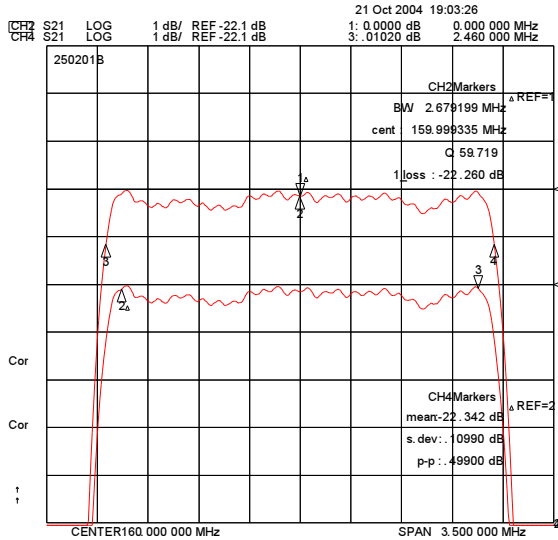
2004-11-16

Rev.

NW4013-CS01

4/5

# SAW Bandpass Filter 250201B



	<b>ITF Co., Ltd.</b> 102-901, Bucheon Technopark 364, Samjeong-Dong, Ojeong-Gu, Bucheon-City, Gyeonggi-Do, Korea 421-809	Part No.	250201B	
		Rev. Date	2004-11-16	
		Rev.	NW4013-CS01	5/5