

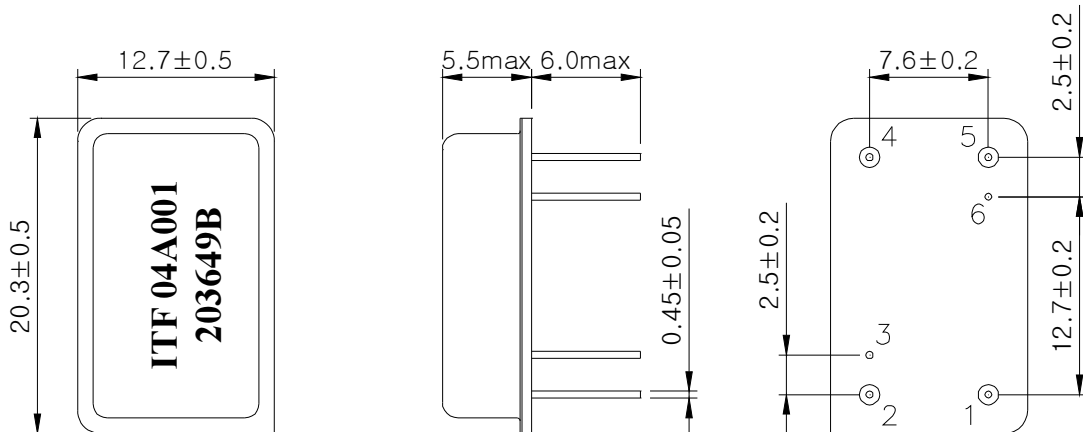
SAW Bandpass Filter 203649B



1. Features

- IF Bandpass Filter
- High Attenuation
- Single-Ended Operation
- DIP Package
- Maximum Storage Temperature Range : -40 °C ~ 85 °C
- Electrostatics Sensitive Device (ESD)

2. Package Dimension



Package : D2012

Dimensions shown are nominal in millimeters
 Base : Fe(SPCC), Au plating over Ni plated
 Cap : Cu & Cr Alloy, Ni Plated
 Termination : Kovar, Au Plated

Pin Configuration	
1	Input
4	Output
2, 5	Ground
3, 6	Case ground

	ITF Co., Ltd. 102-901, Bucheon Technopark 364, Samjeong-Dong, Ojeong-Gu, Bucheon-City, Gyeonggi-Do, Korea 421-809	Part No.	203649B	
		Rev. Date	2004-12-01	
		Rev.	NW4012-CS01	1/5

SAW Bandpass Filter 203649B



3. Specifications

F_o = 151.5 MHz

Terminating source impedance : 50Ω and matching network

Terminating load impedance : 50Ω and matching network

Operating Temperature Range : 20°C ~ 50°C		Minimum	Typical	Maximum
Center Frequency	MHz	151.42	151.5	151.58
Insertion Loss	dB	-	23.5	25.0
1dB Bandwidth	MHz	5.0	5.15	-
3dB Bandwidth	MHz	-	5.45	-
40dB Bandwidth	MHz	-	6.6	6.9
Amplitude Ripple (F _o +/- 2.5 MHz)	dB	-	1.0	1.5
Group Delay Variation (F _o +/- 2.5 MHz)	nsec	-	120	200
Absolute Delay	usec	-	2.36	-
Out of Band Rejection				
at 0.01 ~ 148.0 MHz	dB	40	45	-
at 155.0 ~ 600.0 MHz	dB	40	45	-
Temperature Coefficient of Frequency	ppm/°C ²	-	-0.03	-

Notes :

- 1) All specifications are based on the matching schematic shown below
- 2) All specifications are measured by Agilent Network analyzer and full 2 port calibration
- 3) Electrical margin has been built into the design to account for the variations due to temperature drift and manufacturing tolerances
- 4) All attenuation measurements are measured relative to insertion loss

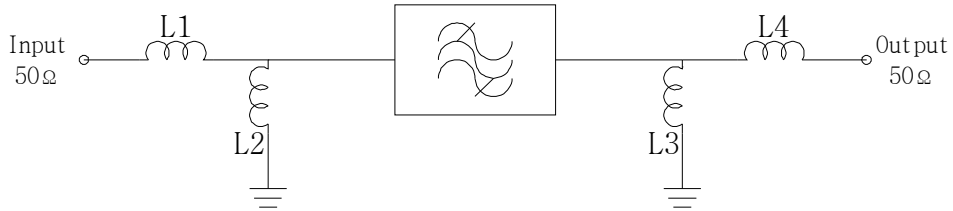
	ITF Co., Ltd. 102-901, Bucheon Technopark 364, Samjeong-Dong, Ojeong-Gu, Bucheon-City, Gyeonggi-Do, Korea 421-809	Part No.	203649B	
		Rev. Date	2004-12-01	
		Rev.	NW4012-CS01	2/5

SAW Bandpass Filter 203649B



4. Matching Schematic

(Actual matching values may vary due to PCB layout and parasitics)



L1 = 150 nH, L4 = 120 nH
 L2 = 150 nH, L3 = 220 nH

5. Marking Configuration

ITF¹⁾ 04A001²⁾
 203649B³⁾

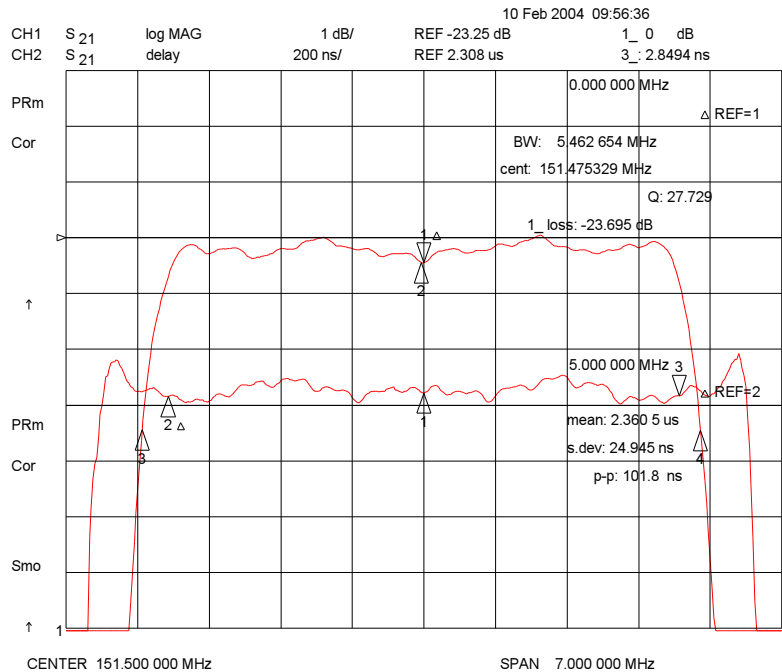
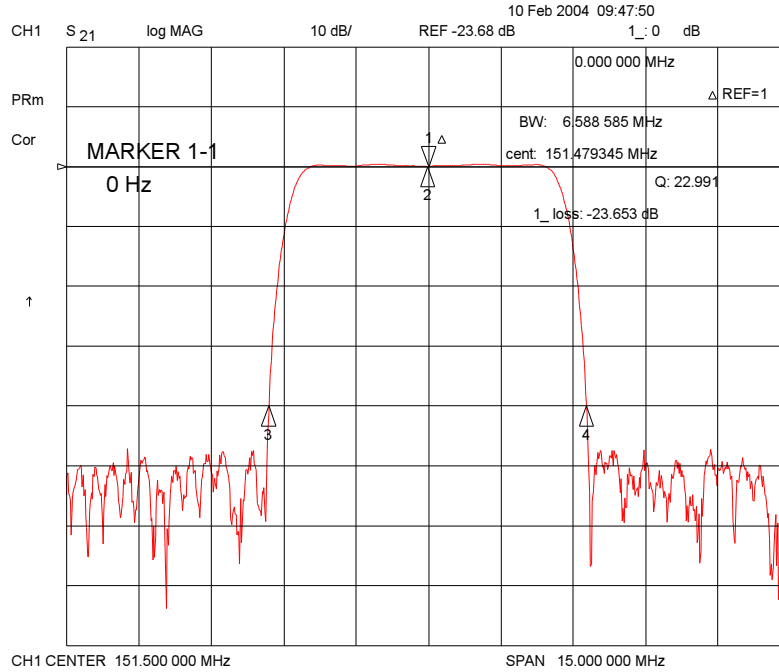
- 1) Manufacturer name
- 2) Lot Number
- 3) Part Number

	ITF Co., Ltd. 102-901, Bucheon Technopark 364, Samjeong-Dong, Ojeong-Gu, Bucheon-City, Gyeonggi-Do, Korea 421-809	Part No.	203649B	
		Rev. Date	2004-12-01	
		Rev.	NW4012-CS01	3/5

SAW Bandpass Filter 203649B

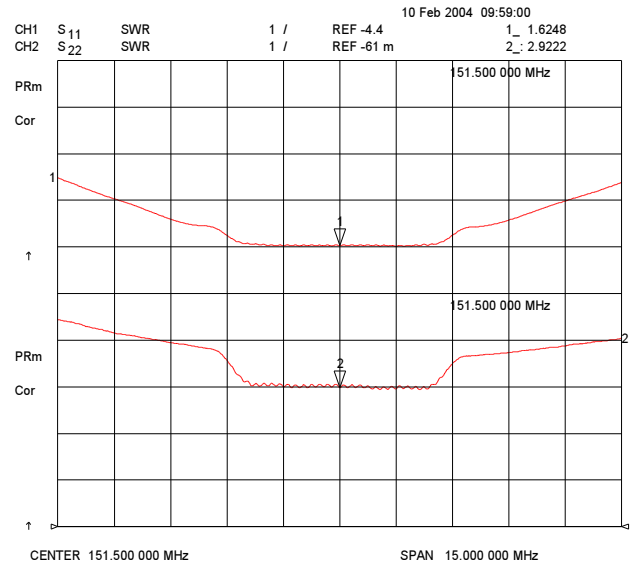
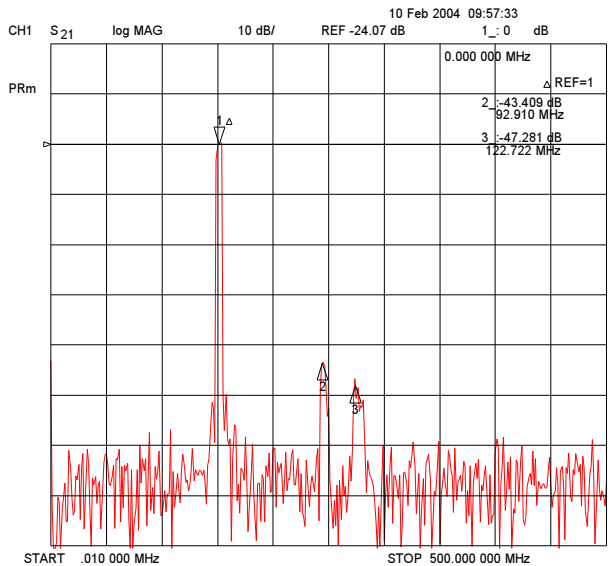
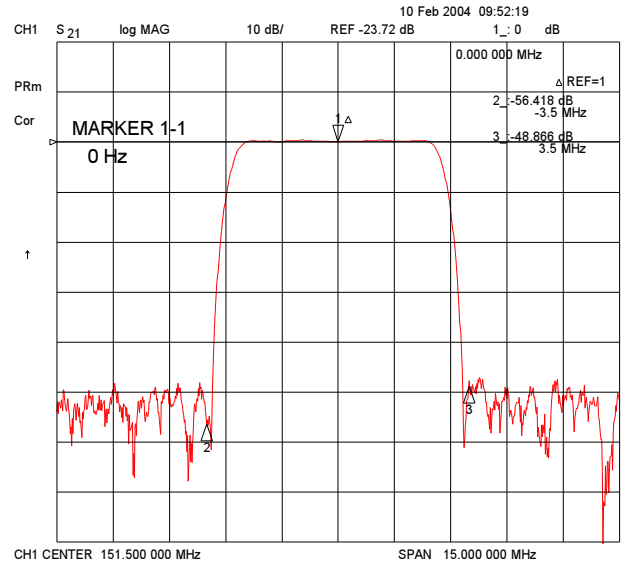
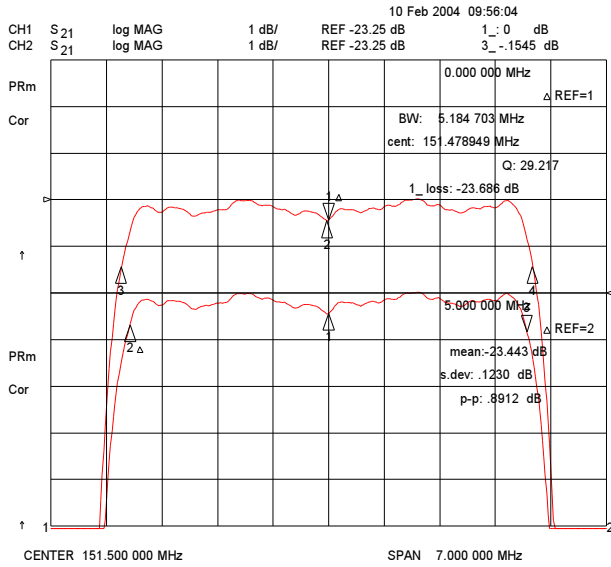


6. Typical Performance (at +25°C)



	ITF Co., Ltd. 102-901, Bucheon Technopark 364, Samjeong-Dong, Ojeong-Gu, Bucheon-City, Gyeonggi-Do, Korea 421-809	Part No.	203649B	
		Rev. Date	2004-12-01	
		Rev.	NW4012-CS01	4/5

SAW Bandpass Filter 203649B



	ITF Co., Ltd. 102-901, Bucheon Technopark 364, Samjeong-Dong, Ojeong-Gu, Bucheon-City, Gyeonggi-Do, Korea 421-809	Part No.	203649B	
		Rev. Date	2004-12-01	
		Rev.	NW4012-CS01	5/5