

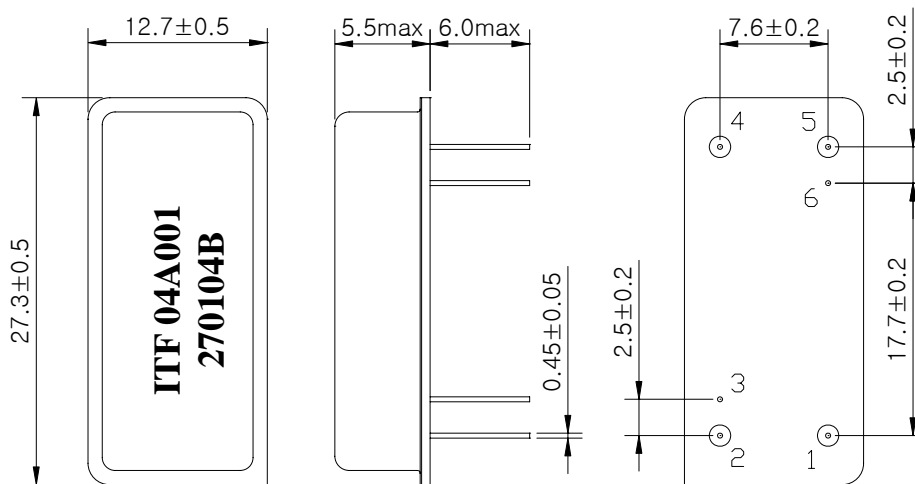
# SAW Bandpass Filter 270104B



## 1. Features

- IF bandpass filter
- High attenuation
- Single-ended operation
- DIP Package
- Maximum Storage Temperature Range : -40°C ~ 85°C
- Electrostatics Sensitive Device (ESD)

## 2. Package Dimension



### Package : D2712

Dimensions shown are nominal in millimeters  
 Base : Fe(SPCC), Au plating over Ni plated  
 Cap : Cu & Cr Alloy, Ni Plated  
 Termination : Kovar, Au Plated

Pin Configuration	
1	Input
5	Output
2, 4	Ground
3, 6	Case ground

	<b>ITF Co., Ltd.</b> 102-901, Bucheon Technopark 364, Samjeong-Dong, Ojeong-Gu, Bucheon-City, Gyeonggi-Do, Korea 421-809	Part No.	270104B	
		Rev. Date	2004-03-17	
		Rev.	NW3029-CS03	1/5

# SAW Bandpass Filter 270104B



## 3. Specifications

Fo = 70 MHz


Terminating source impedance : 50Ω and matching network

Terminating load impedance : 50Ω and matching network

Operating temperature range : -10°C ~ +60°C		Minimum	Typical	Maximum
Center Frequency	MHz	-	70.0	-
Insertion Loss	dB	-	23.1	26.0
1dB Bandwidth	MHz	-	1.15	-
3dB Bandwidth	MHz	1.25	1.35	-
40dB Bandwidth	MHz	-	2.17	2.3
Amplitude Ripple (Fo +/- 0.45 MHz)	dB	-	0.4	1.0
Group Delay Variation (Fo +/- 0.45 MHz)	nsec	-	90	300
Absolute Delay	usec	-	3.18	-
Ultimate Rejection	dB	50	52	-
Temperature Coefficient of Frequency	ppm/°C <sup>2</sup>	-	-0.03	-

### Notes :

- 1) All specifications are based on the matching schematic shown below
- 2) All specifications are measured by Agilent Network analyzer and full 2 port calibration
- 3) Electrical margin has been built into the design to account for the variations due to temperature drift and manufacturing tolerances
- 4) All attenuation measurements are measured relative to insertion loss

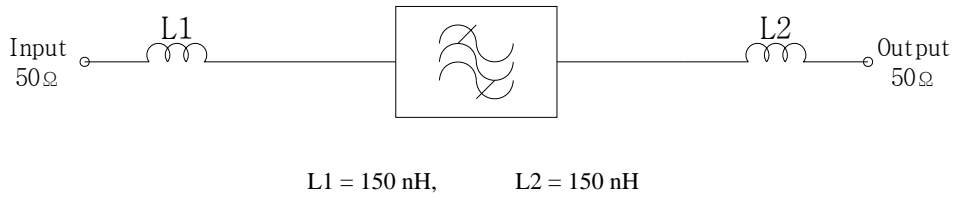
 Integrated Technology Future	<b>ITF Co., Ltd.</b> 102-901, Bucheon Technopark 364, Samjeong-Dong, Ojeong-Gu, Bucheon-City, Gyeonggi-Do, Korea 421-809	Part No.	270104B	
		Rev. Date	2004-03-17	
		Rev.	NW3029-CS03	2/5

# SAW Bandpass Filter 270104B



## 4. Matching Schematic


( Actual matching values may vary due to PCB layout and parasitics )



## 5. Marking Configuration

ITF<sup>1)</sup>04A001<sup>2)</sup>  
270104B<sup>3)</sup>

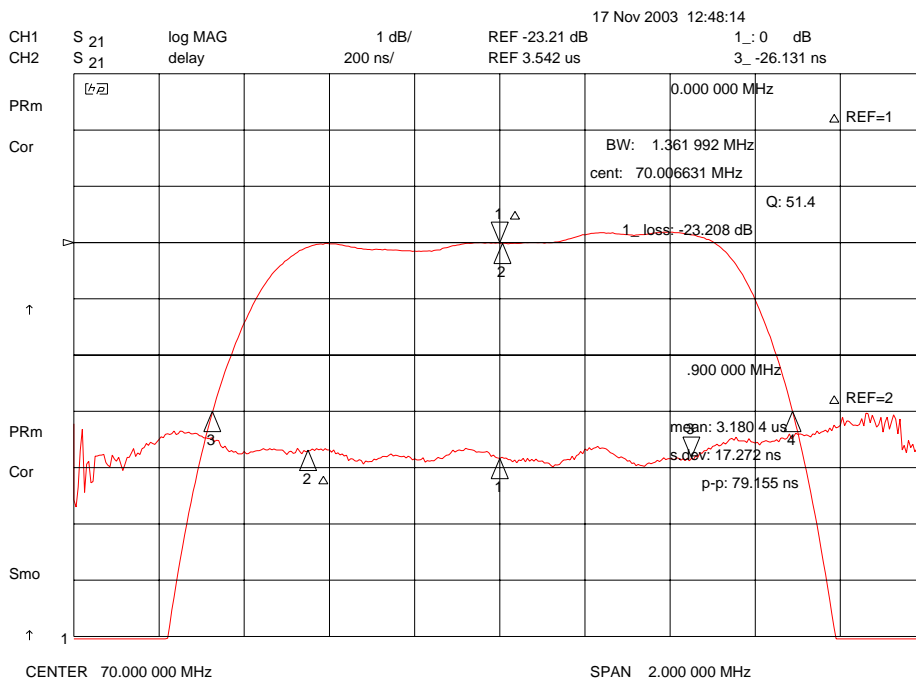
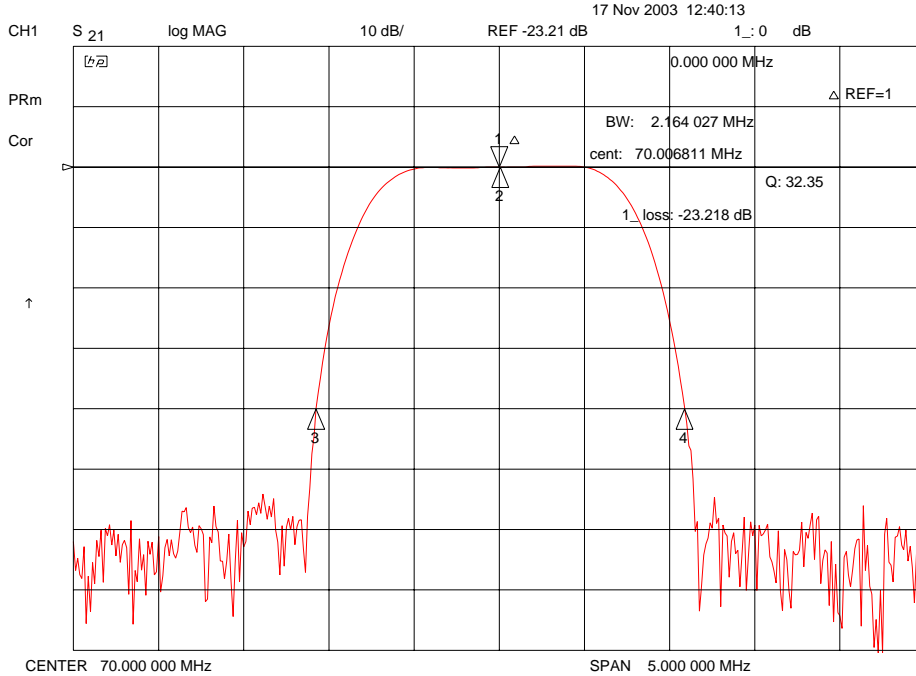
- 1) Manufacturer name
- 2) Lot Number
- 3) Part Number

 Integrated Technology Future	<b>ITF Co., Ltd.</b> 102-901, Bucheon Technopark 364, Samjeong-Dong, Ojeong-Gu, Bucheon-City, Gyeonggi-Do, Korea 421-809	Part No.	270104B	
		Rev. Date	2004-03-17	
		Rev.	NW3029-CS03	3/5

# SAW Bandpass Filter 270104B

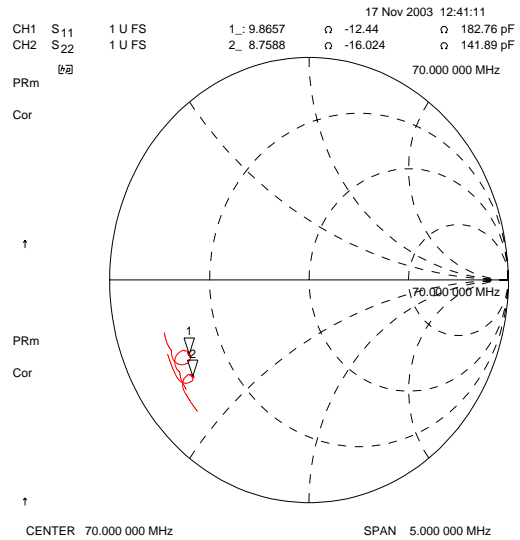
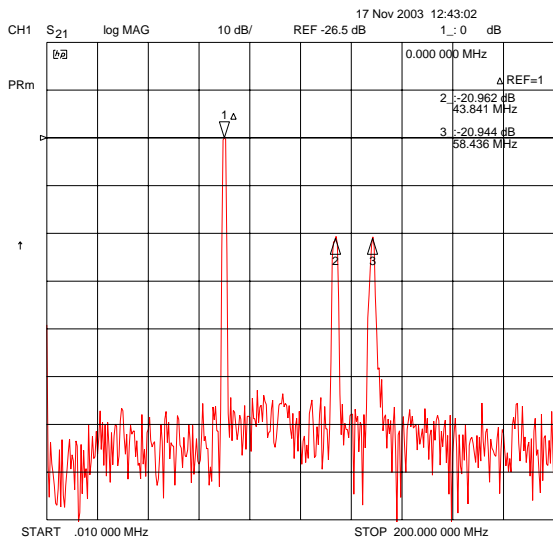
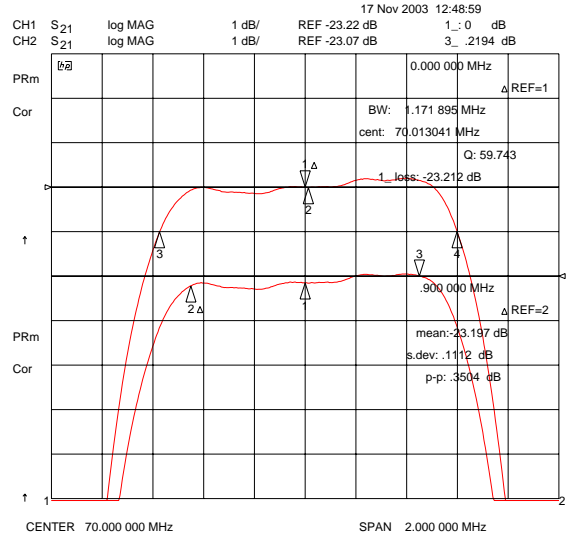
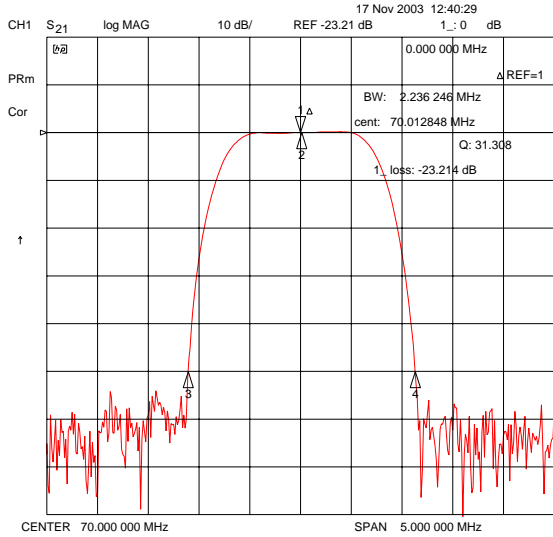


## 6. Typical Performance ( at +25°C )



	<b>ITF Co., Ltd.</b> 102-901, Bucheon Technopark 364, Samjeong-Dong, Ojeong-Gu, Bucheon-City, Gyeonggi-Do, Korea 421-809	Part No.	270104B	
		Rev. Date	2004-03-17	
		Rev.	NW3029-CS03	4/5

# SAW Bandpass Filter 270104B



**ITF Co., Ltd.**  
102-901, Bucheon Technopark 364,  
Samjeong-Dong, Ojeong-Gu, Bucheon-City,  
Gyeonggi-Do, Korea 421-809

Part No.	270104B	
Rev. Date	2004-03-17	
Rev.	NW3029-CS03	5/5