

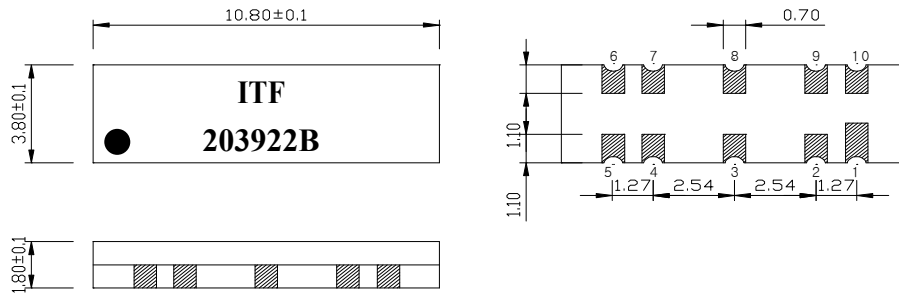
# SAW Bandpass Filter 203922B



## 1. Features

- IF Bandpass Filter for TV
- Plastic Package

## 2. Package Dimension




### Package : S1038

Dimensions shown are nominal in millimeters  
Tinned CuFe alloy

Pin Configuration	
1	Input
10	Input Ground
5,6	Output
2,4,6,9,11,13	Case ground

Parameter	Unit	Minimum	Typical	Maximum
Storage Temperature Range	°C	-40	25	70

	<b>ITF Co., Ltd.</b> 102-901, Bucheon Technopark 364, Samjeong-Dong, Ojeong-Gu, Bucheon-City, Gyeonggi-Do, Korea 421-809	Part No.	203922B	
		Rev. Date	2008-04-15	
		Rev.	NT8002-CS01	1/6

# SAW Bandpass Filter 203922B



## 3. Specifications

Fo = 44.06 MHz


Terminating source impedance : 50Ω

Terminating load impedance : 2KΩ // 3pF

		Minimum	Typical	Maximum
Center Frequency	MHz	-	44.06	-
Insertion Loss (Reference Level : 44.06 MHz)	dB	-	13.0	15.2
3dB Bandwidth	MHz	-	6.1	-
30dB Bandwidth	MHz	-	7.7	-
Sidelobe				
35.06 ~ 39.46 MHz	dB	32.0	47.0	-
39.46 ~ 40.06 MHz	dB	30.0	41.0	-
48.06 ~ 50.06 MHz	dB	30.0	40.0	-
50.06 ~ 55.06 MHz	dB	32.0	45.0	-
Relative Attenuation				
41.53 MHz	dB	-	0.4	-
46.59 MHz	dB	-	0.4	-
41.06 MHz	dB	1.8	2.5	4.2
47.06 MHz	dB	1.5	2.1	3.9
47.31 MHz	dB	-	5.4	-
39.81 MHz	dB	32.0	50.0	-
Amplitude Ripple ( 41.53 ~ 46.59 MHz )	dB	-	0.7	-
Group Delay Variation (41.53 ~ 46.59 MHz )	nsec	-	60	80
Absolute Delay	usec	-	1.07	-
Triple Transition Suppression Level	dB	-	40	-
Temperature Coefficient of Frequency	ppm/°C	-	-72	-

### Notes :

- 1) All specifications are based on the matching schematic shown below
- 2) All specifications are measured by Agilent Network analyzer and thru calibration at room temperature
- 3) All attenuation measurements are measured relative to insertion loss

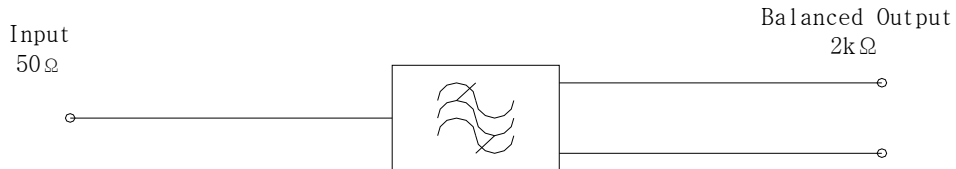
	<b>ITF Co., Ltd.</b> 102-901, Bucheon Technopark 364, Samjeong-Dong, Ojeong-Gu, Bucheon-City, Gyeonggi-Do, Korea 421-809	Part No.	203922B	
		Rev. Date	2008-04-15	
		Rev.	NT8002-CS01	2/6

# SAW Bandpass Filter 203922B



## 4. Matching Schematic

( Actual matching values may vary due to PCB layout and parasitics )




## 5. Marking Configuration

ITF<sup>1)</sup>  
203922B<sup>2)</sup>

1) Manufacturer name

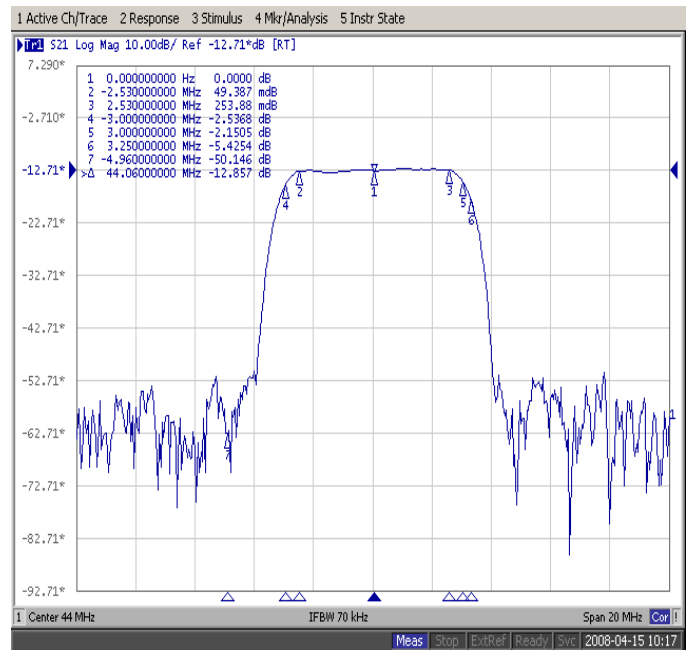
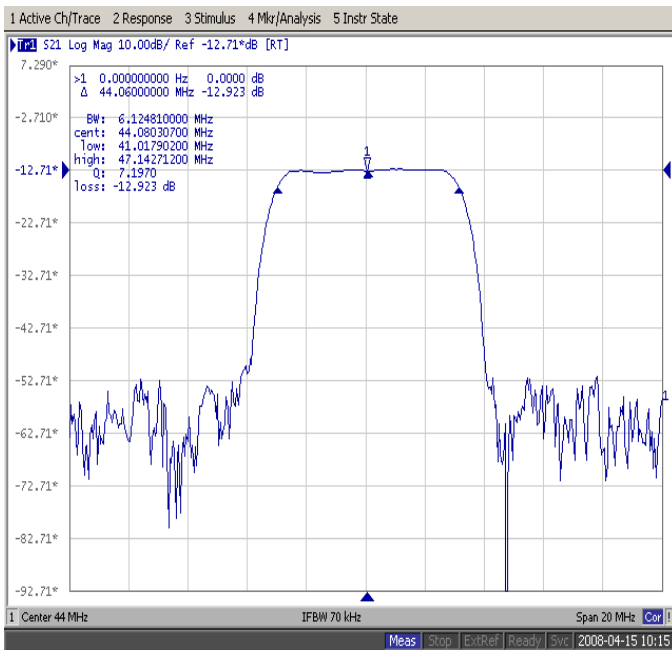
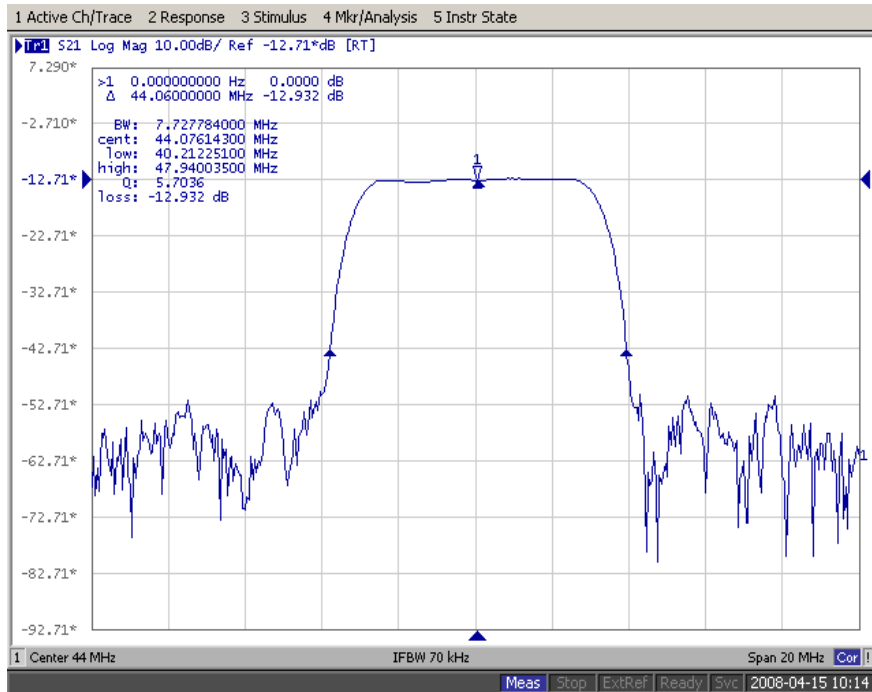
2) Part Number

 Integrated Technology Future	<b>ITF Co., Ltd.</b> 102-901, Bucheon Technopark 364, Samjeong-Dong, Ojeong-Gu, Bucheon-City, Gyeonggi-Do, Korea 421-809	Part No.	203922B	
		Rev. Date	2008-04-15	
		Rev.	NT8002-CS01	3/6

# SAW Bandpass Filter 203922B



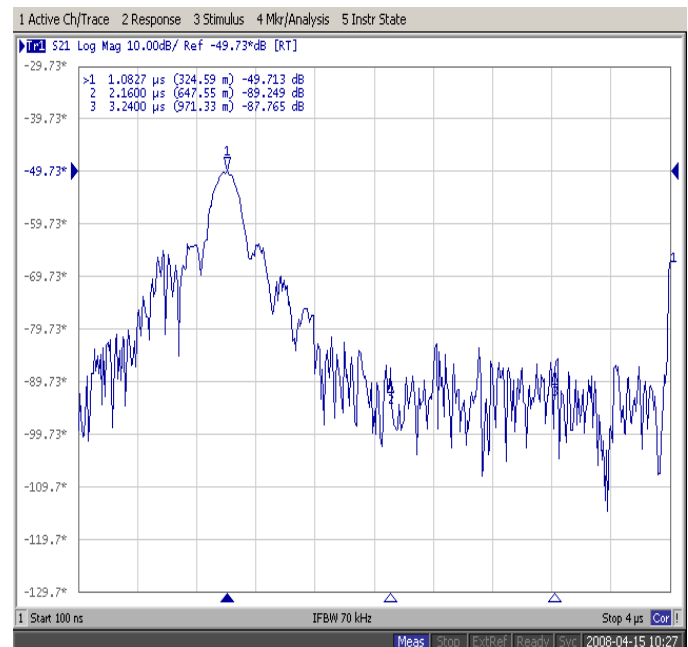
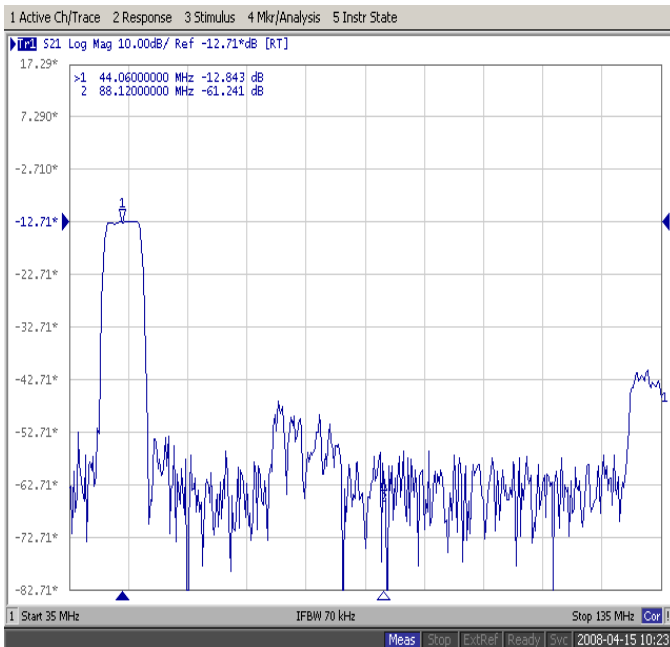
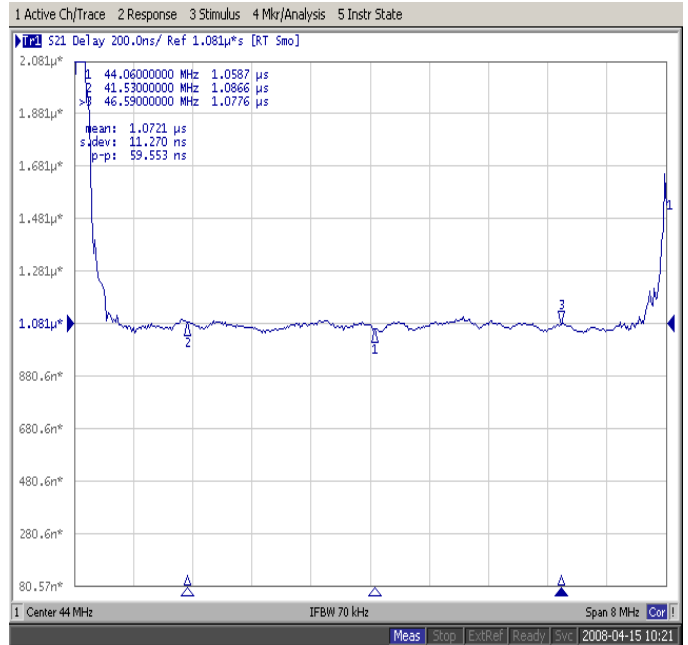
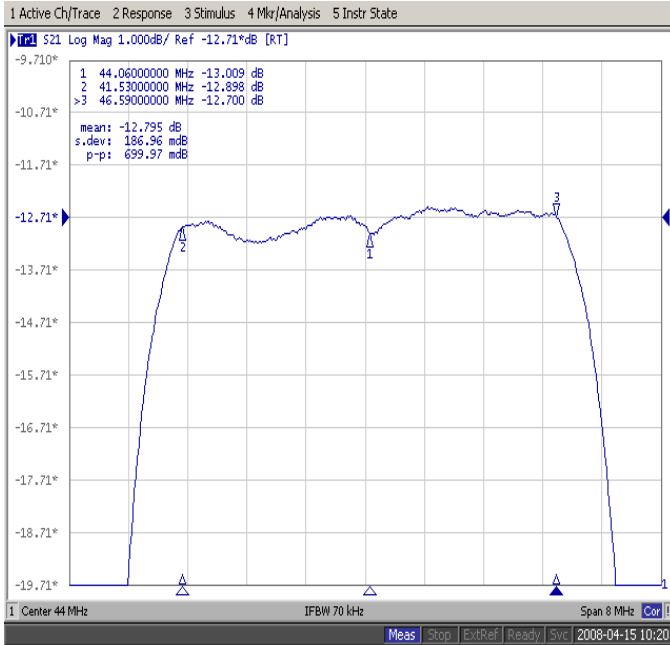
## 6. Typical Performance ( at +25°C )



**ITF Co., Ltd.**  
 102-901, Bucheon Technopark 364,  
 Samjeong-Dong, Ojeong-Gu, Bucheon-City,  
 Gyeonggi-Do, Korea 421-809

Part No.	203922B	
Rev. Date	2008-04-15	
Rev.	NT8002-CS01	4/6

# SAW Bandpass Filter 203922B



**ITF Co., Ltd.**  
102-901, Bucheon Technopark 364,  
Samjeong-Dong, Ojeong-Gu, Bucheon-City,  
Gyeonggi-Do, Korea 421-809

Part No.	203922B	
Rev. Date	2008-04-15	
Rev.	NT8002-CS01	5/6