200.0 MHz SAW Filter
Project name 260914B

1. Features

- Typical 1dB bandwidth of 9.2 MHz
- High attenuation
- Single Ended Operation
- Dual In-line Package (DIP)

RoHS Compliant

Tested by SGS Testing Korea

2. Electrical Specifications

Source and Load Impedance = 50Ω

Room Temperature : +25℃		Minimum	Typical	Maximum
Center Frequency (fo)	MHz	-	200.0	-
Insertion Loss	dB	-	28.0	29.5
1dB Bandwidth	MHz	9.15	9.27	-
3dB Bandwidth	MHz	-	9.52	-
45dB Bandwidth	MHz	-	10.65	10.75
Amplitude Ripple (Fo±4.5075MHz)	dB	-	0.55	1.2
Group Delay Variation (Fo±4.5075MHz)	nsec	-	100	180
Absolute Delay	usec	-	2.28	2.30
Ultimate Rejection	dB	47	53	-
Temperature Coefficient of Frequency	ppm/℃	-	-18	-
Substrate Material	-		112-LT	

* Input POWER : 10dBm

D2012 Package Dimension

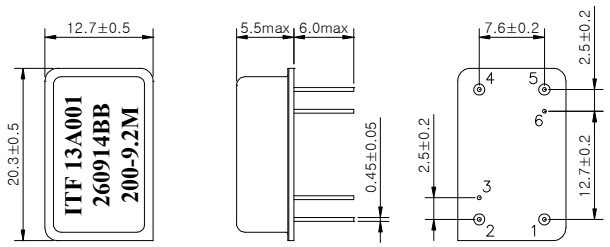

Matching Schematic

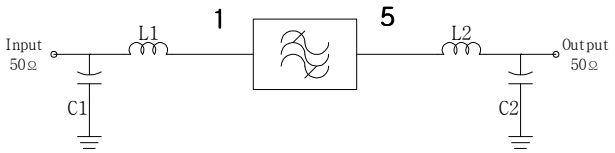

L1 = 12nH, L2 = 10nH, C1 = 56pF, C2 = 62pF

Dimensions shown are nominal in millimeters

Base : Fe(SPCC), Au plating over Ni plated
Cap : Cu & Cr Alloy, Ni Plated
Termination : Kovar, Au Plated

Pin Configuration			
Input	**1**	**Ground**	**2,4**
Output	**5**	**Others**	**Ground**

I T F Co., Ltd.
102-901, Bucheon Technopark 364, Samjeong-Dong,
Ojeong-Gu, Bucheon-City,
Gyounggi-Do, Korea 421-809

Tel: 82-32-621-1213
Fax: 82-32-621-1218

http://www.itf.co.kr
sales@itf.co.kr

2013. 04.01
Rev 1.0

3. Typical Performance (at +25℃)

1dB Bandwidth & Ripple

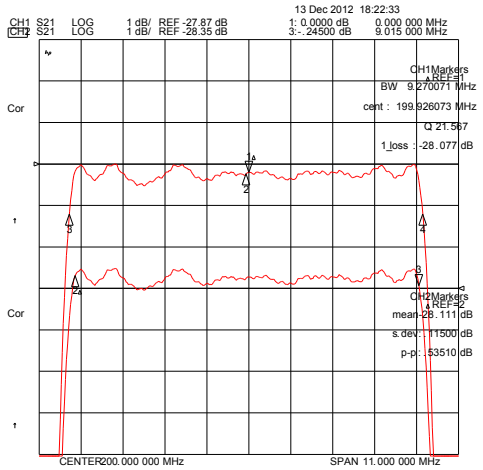

45dB Bandwidth

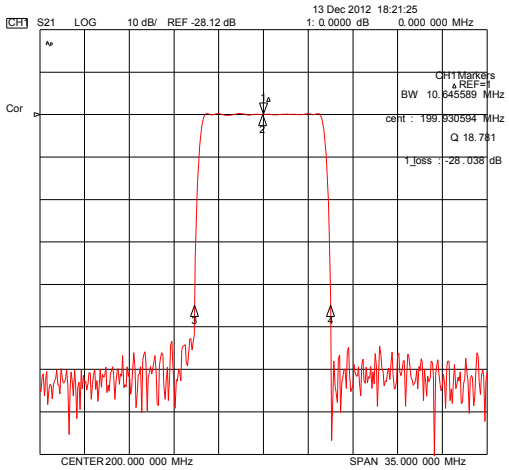

3dB Bandwidth & Group Delay

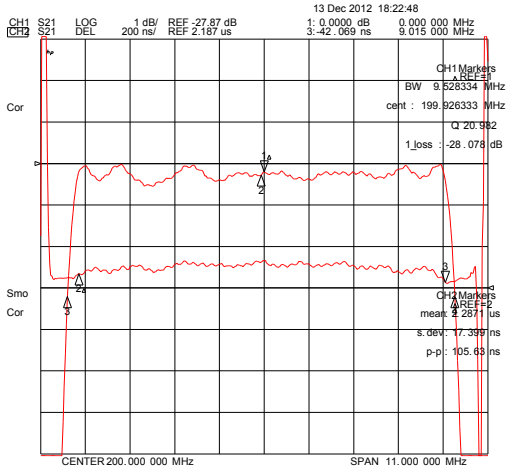

Smith Chart(S11 & S22)

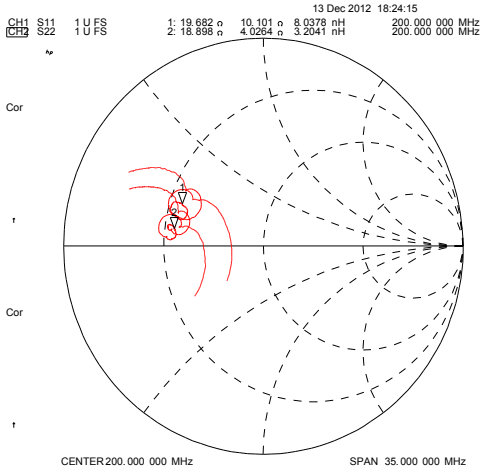

Wideband Properties

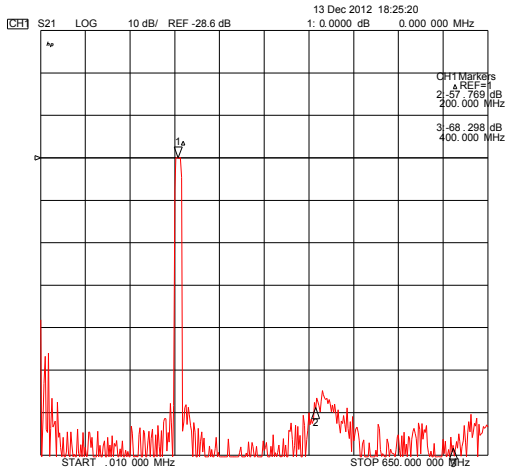
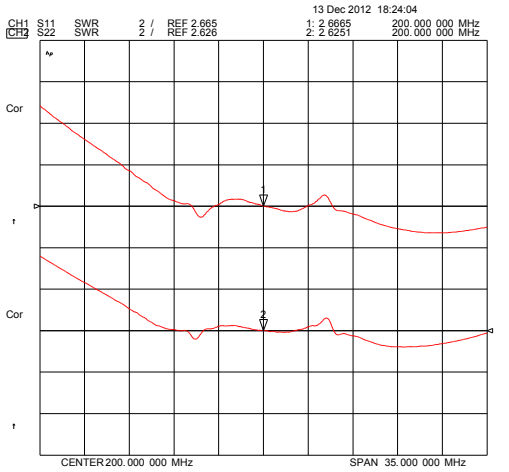
SWR(S11 & S22)