

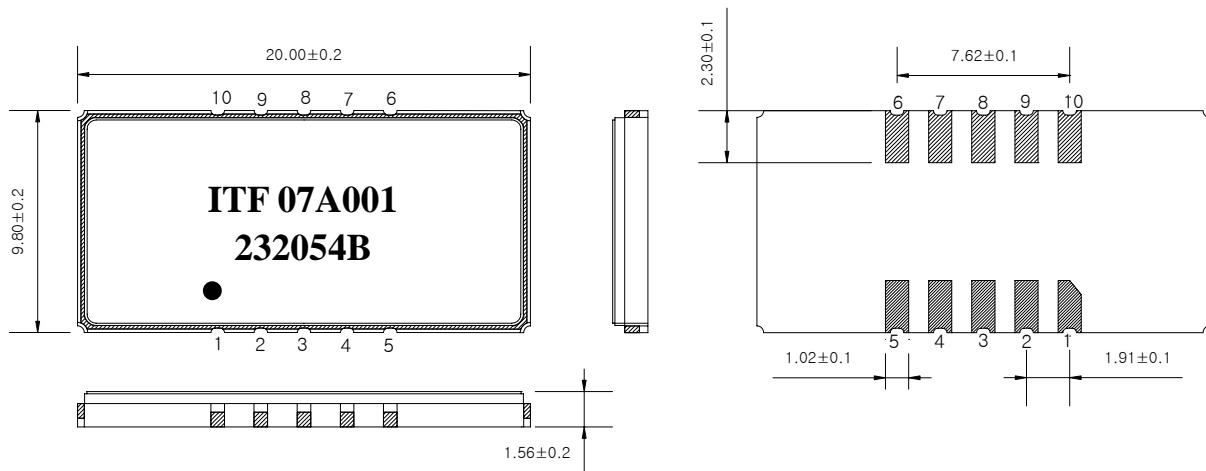
SAW Bandpass Filter 232054B



1. Features

- IF Bandpass Filter
- High Attenuation
- Single-Ended Operation
- Ceramic Surface Mount Device (SMD) Package
- Maximum Storage Temperature Range : -40°C ~ 85°C
- Electrostatics Sensitive Device (ESD)
- Operating Temperature Range : -20°C ~ 75°C

2. Package Dimensions



Package : S2098


Dimensions shown are nominal in millimeters

Body : Al₂O₃ Ceramic

Lid : Kovar, Ni Plated

Terminations : Au plating 0.3 ~ 1.0 um, Over a 1.27 ~ 8.89 um Ni Plating

Pad Configuration	
10	Input
5	Output
4,1	Ground
Other	Case ground

	ITF Co., Ltd. 102-901, Bucheon Technopark 364, Samjeong-Dong, Ojeong-Gu, Bucheon-City, Gyeonggi-Do, Korea 421-809	Part No.	232054B	
		Rev. Date	2007-10-22	
		Rev.	NM7039-CS01	1/5

SAW Bandpass Filter 232054B



3. Specifications

Fo = 70.09 MHz


Terminating source impedance : 50Ω and matching network

Terminating load impedance : 50Ω and matching network

Measurement Temperature : 25°C		Minimum	Typical	Maximum
Center Frequency	MHz	-	70.09	-
Insertion Loss	dB	-	23.0	25.0
1dB Bandwidth	MHz	20.0	20.18	-
3dB Bandwidth	MHz	-	20.47	-
40dB Bandwidth	MHz	-	21.79	21.85
Amplitude Ripple (Fo +/- 9.75 MHz)	dB	-	0.56	1.0
Group Delay Variation (Fo +/- 9.75 MHz)	nsec	-	40	70
Absolute Delay	usec	-	2.36	-
Ultimate Rejection	dB	50	55	-
Temperature Coefficient of Frequency	ppm/°C	-	-72	-

Notes :

- 1) All specifications are based on the matching schematic shown below
- 2) All specifications are measured by Agilent Network analyzer and full 2 port calibration
- 3) Electrical margin has been built into the design to account for the variations due to temperature drift and manufacturing tolerances
- 4) All attenuation measurements are measured relative to insertion loss

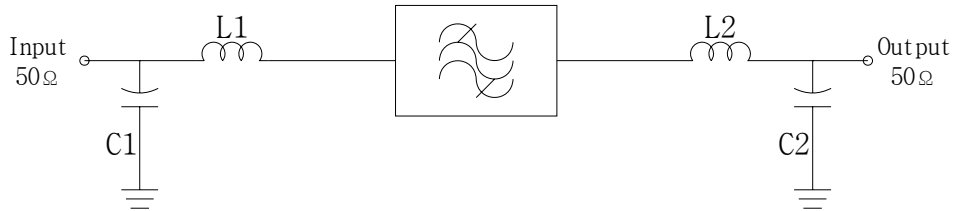
 Integrated Technology Future	ITF Co., Ltd. 102-901, Bucheon Technopark 364, Samjeong-Dong, Ojeong-Gu, Bucheon-City, Gyeonggi-Do, Korea 421-809	Part No.	232054B	
		Rev. Date	2007-10-22	
		Rev.	NM7039-CS01	2/5

SAW Bandpass Filter 232054B



4. Matching Schematic

(Actual matching values may vary due to PCB layout and parasitics)



L1 = 180 nH, L2 = 180 nH

C1 = 20 pF, C2 = 20 pF

5. Marking Configuration


ITF¹⁾ 07A001²⁾

232054B³⁾

1) Manufacturer name

2) Lot Number

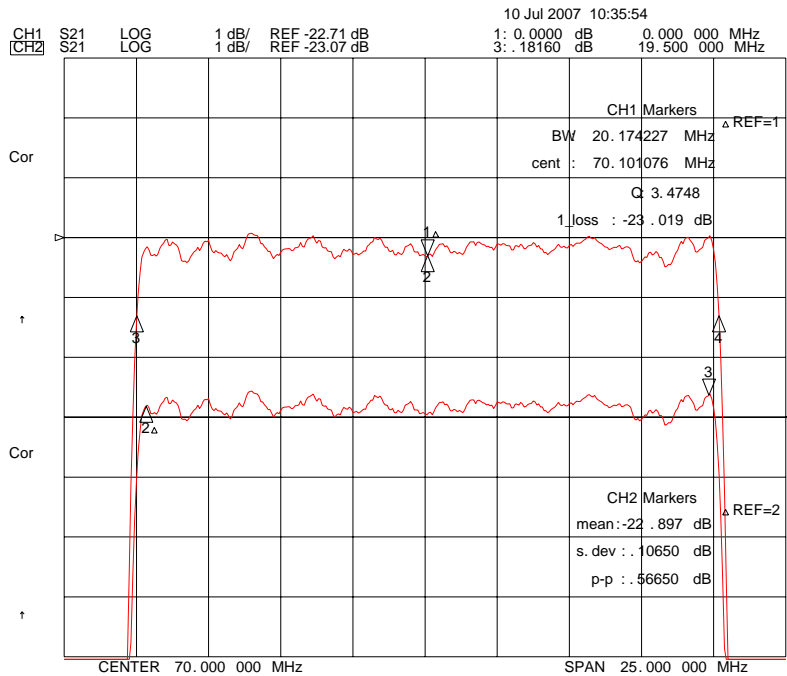
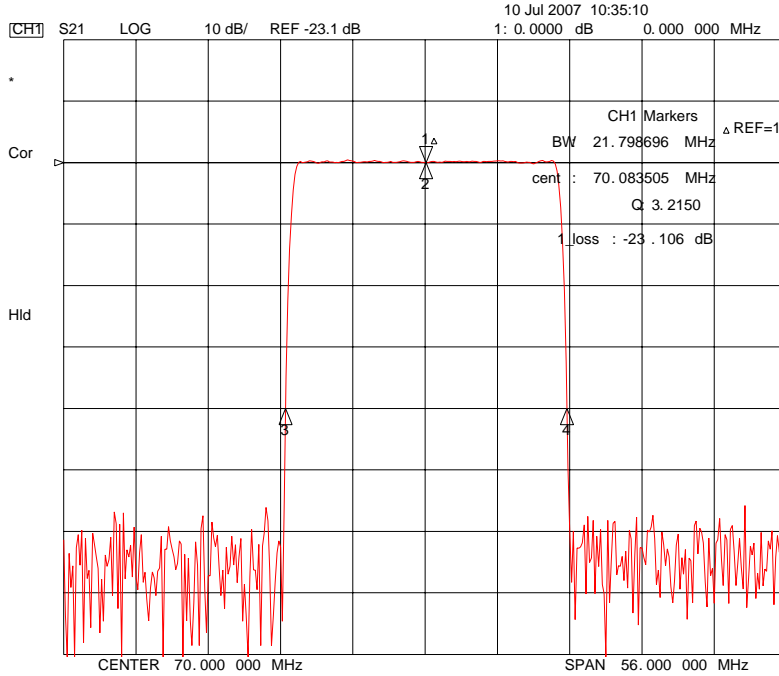
3) Part Number

 Integrated Technology Future	ITF Co., Ltd. 102-901, Bucheon Technopark 364, Samjeong-Dong, Ojeong-Gu, Bucheon-City, Gyeonggi-Do, Korea 421-809	Part No.	232054B	
		Rev. Date	2007-10-22	
		Rev.	NM7039-CS01	3/5

SAW Bandpass Filter 232054B

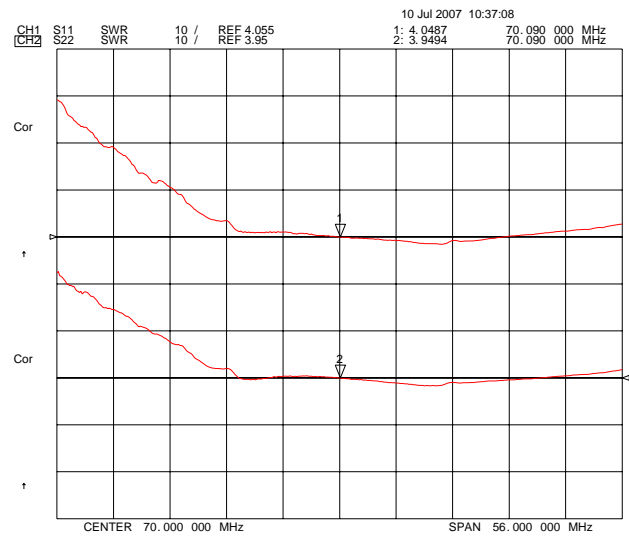
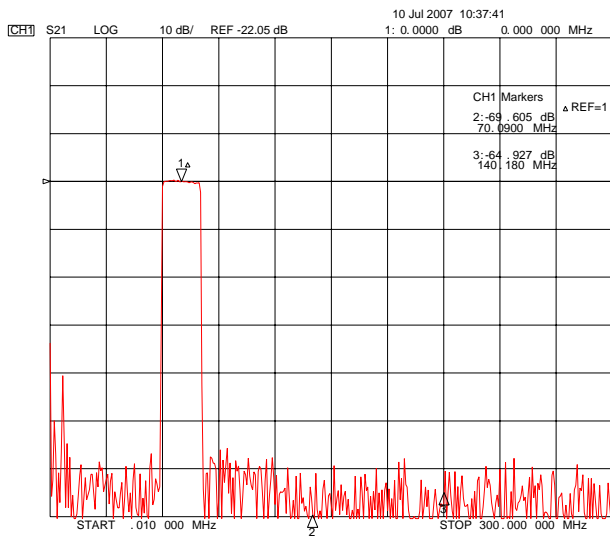
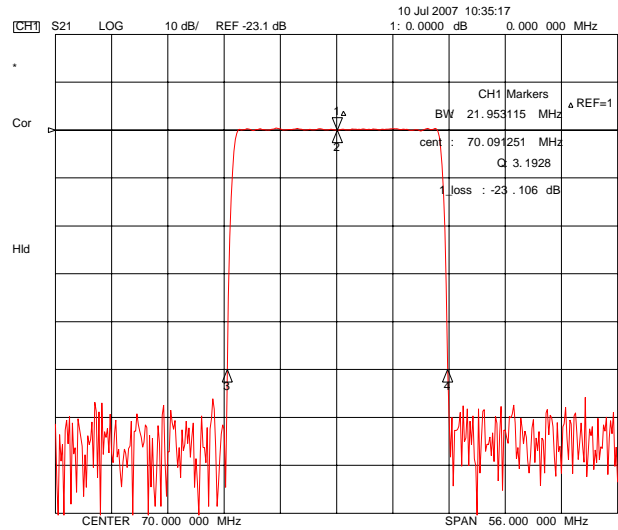
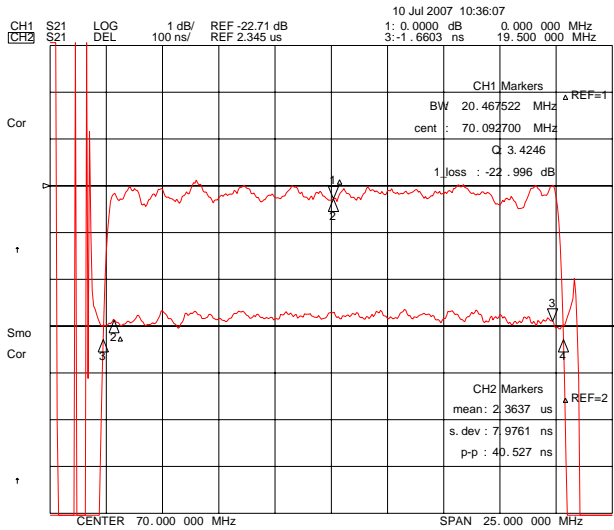


6. Typical Performance (at +25°C)



	ITF Co., Ltd. 102-901, Bucheon Technopark 364, Samjeong-Dong, Ojeong-Gu, Bucheon-City, Gyeonggi-Do, Korea 421-809	Part No.	232054B	
		Rev. Date	2007-10-22	
		Rev.	NM7039-CS01	4/5

SAW Bandpass Filter 232054B



ITF Co., Ltd.
 102-901, Bucheon Technopark 364,
 Samjeong-Dong, Ojeong-Gu, Bucheon-City,
 Gyeonggi-Do, Korea 421-809

Part No.	232054B	
Rev. Date	2007-10-22	
Rev.	NM7039-CS01	5/5