

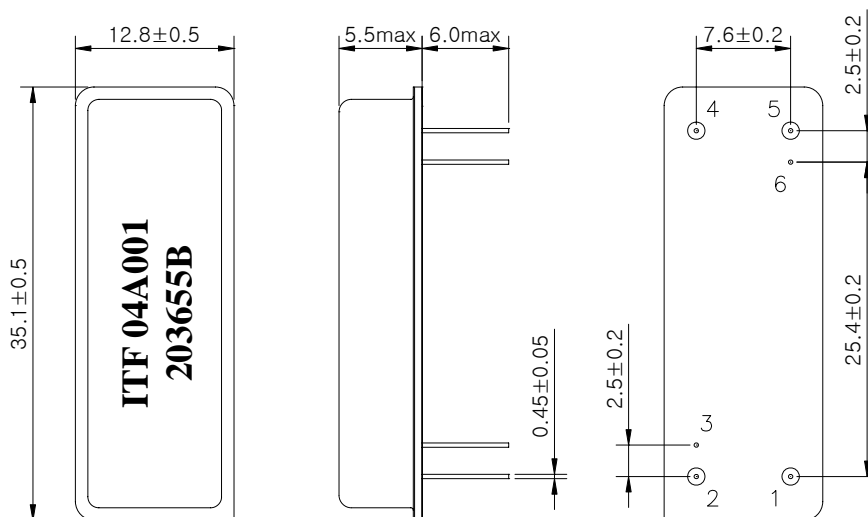
SAW Bandpass Filter 203655B



1. Features

- IF bandpass filter
- High attenuation
- Single-ended operation
- DIP Package
- Maximum Storage Temperature Range : -40°C ~ 85°C
- Electrostatics Sensitive Device (ESD)

2. Package Dimension



Package : D3512

Dimensions shown are nominal in millimeters
 Base : Fe(SPCC), Au plating over Ni plated
 Cap : Cu & Cr Alloy, Ni Plated
 Termination : Kovar, Au Plated

Pin Configuration	
1	Input
5	Output
2, 4	Ground
3, 6	Case ground

	ITF Co., Ltd. 102-901, Bucheon Technopark 364, Samjeong-Dong, Ojeong-Gu, Bucheon-City, Gyeonggi-Do, Korea 421-809	Part No.	203655B	
		Rev. Date	2004-03-23	
		Rev.	NM3029-CS02	1/5

SAW Bandpass Filter 203655B



3. Specifications

Fo = 160 MHz


Terminating source impedance : 50Ω and matching network

Terminating load impedance : 50Ω and matching network

		Minimum	Typical	Maximum
Center Frequency	MHz	-	160.0	-
Insertion Loss	dB	-	25.0	26.0
1dB Bandwidth	MHz	8.7	8.95	-
3dB Bandwidth	MHz	9.1	9.15	-
40dB Bandwidth	MHz	-	10.0	10.1
Amplitude Ripple (Fo +/- 4.3 MHz)	dB	-	0.7	1.0
Group Delay Variation (Fo +/- 4.3 MHz)	nsec	-	100	200
Absolute Delay	usec	-	4.2	-
Ultimate Rejection	dB	45	48	-
Temperature Coefficient of Frequency	ppm/°C	-	-19	-

Notes :

- 1) All specifications are based on the matching schematic shown below
- 2) All specifications are measured by Agilent Network analyzer and full 2 port calibration at room temperature
- 3) All attenuation measurements are measured relative to insertion loss

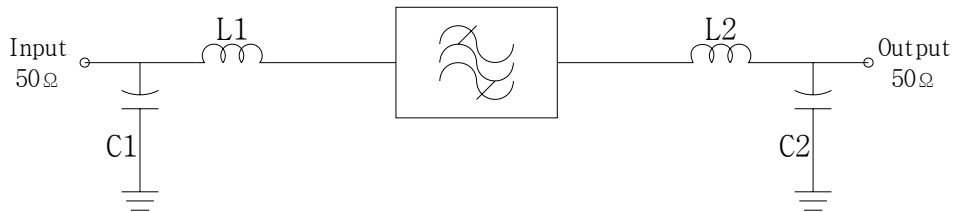
 Integrated Technology Future	ITF Co., Ltd. 102-901, Bucheon Technopark 364, Samjeong-Dong, Ojeong-Gu, Bucheon-City, Gyeonggi-Do, Korea 421-809	Part No.	203655B	
		Rev. Date	2004-03-23	
		Rev.	NM3029-CS02	2/5

SAW Bandpass Filter 203655B



4. Matching Schematic

(Actual matching values may vary due to PCB layout and parasitics)



$$L1 = L2 = 27 \text{ nH}$$

$$C1 = C2 = 36 \text{ pF}$$

5. Marking Configuration


ITF¹⁾ 04A001²⁾

203655B³⁾

1) Manufacturer name

2) Lot Number

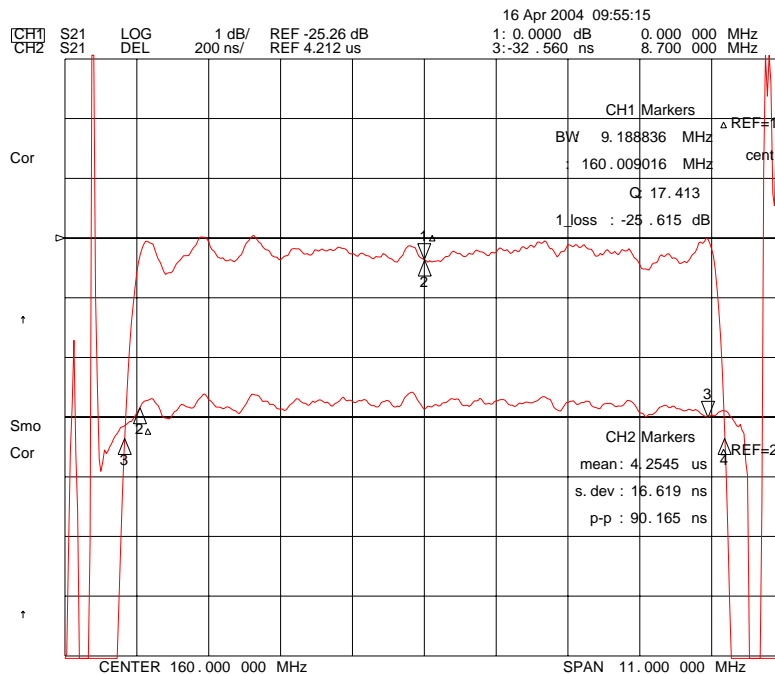
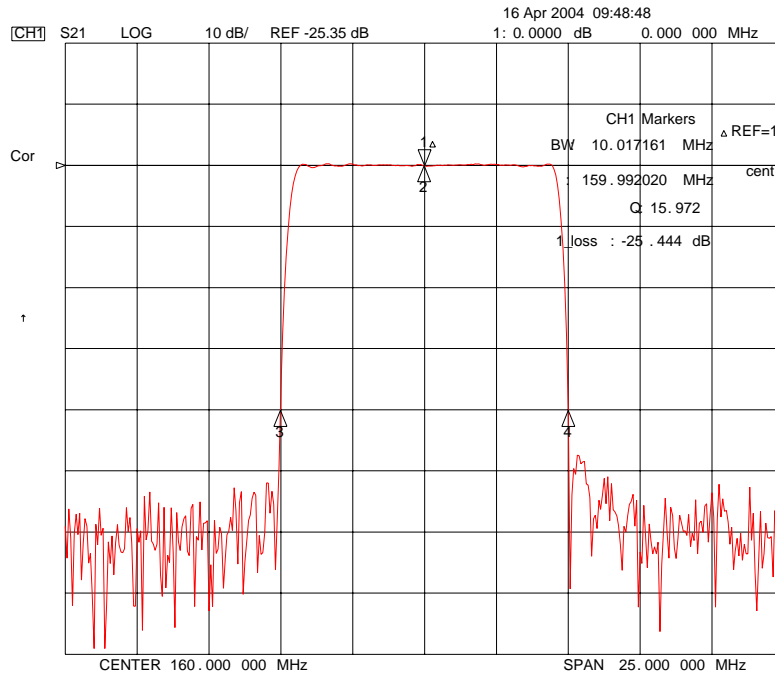
3) Part Number

 Integrated Technology Future	ITF Co., Ltd. 102-901, Bucheon Technopark 364, Samjeong-Dong, Ojeong-Gu, Bucheon-City, Gyeonggi-Do, Korea 421-809	Part No.	203655B	
		Rev. Date	2004-03-23	
		Rev.	NM3029-CS02	3/5

SAW Bandpass Filter 203655B



6. Typical Performance (at +25°C)



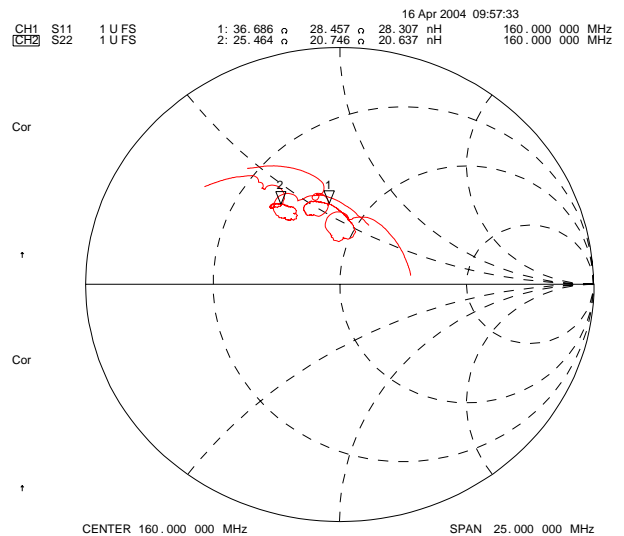
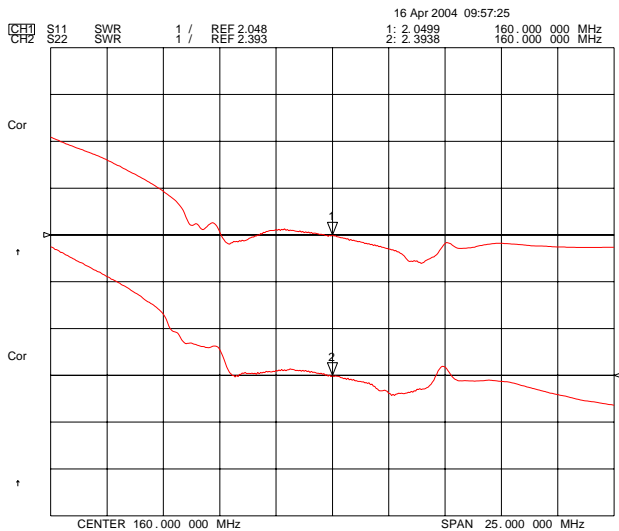
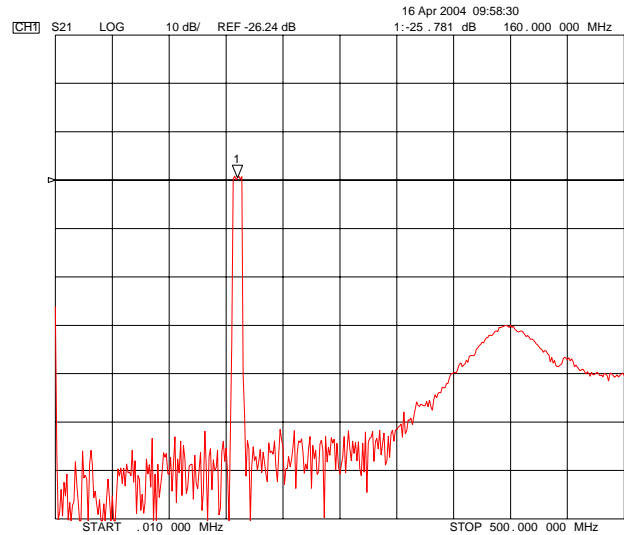
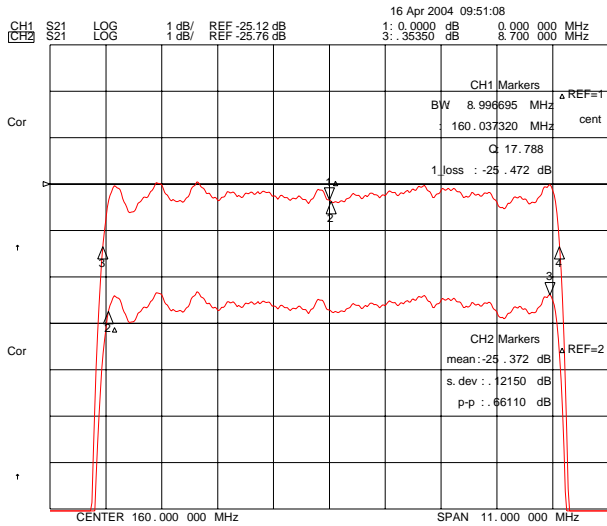
ITF Co., Ltd.
 102-901, Bucheon Technopark 364,
 Samjeong-Dong, Ojeong-Gu, Bucheon-City,
 Gyeonggi-Do, Korea 421-809

Part No. 203655B

Rev. Date 2004-03-23

Rev. NM3029-CS02 4/5

SAW Bandpass Filter 203655B



ITF Co., Ltd.
 102-901, Bucheon Technopark 364,
 Samjeong-Dong, Ojeong-Gu, Bucheon-City,
 Gyeonggi-Do, Korea 421-809

Part No.	203655B	
Rev. Date	2004-03-23	
Rev.	NM3029-CS02	5/5