

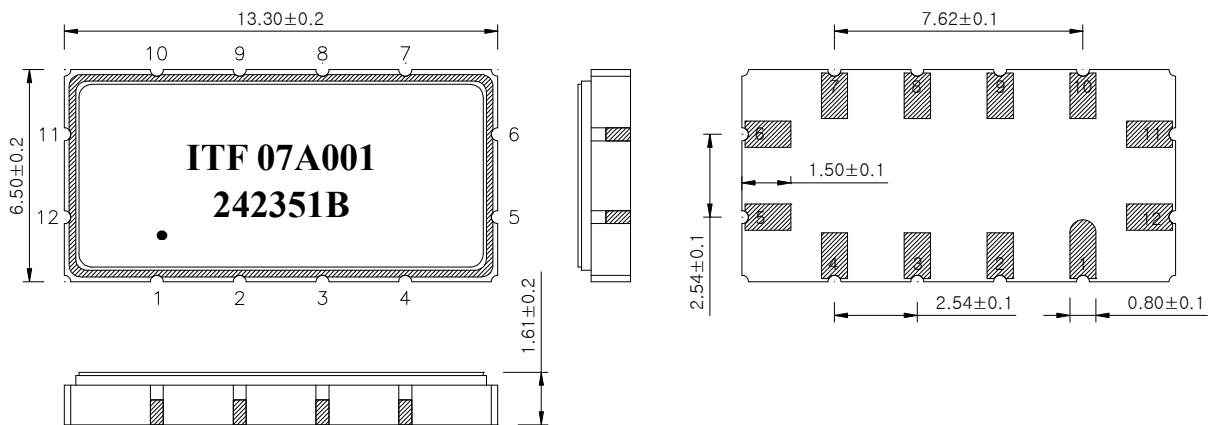
Bandpass Filter 242351B



1. Features

- IF bandpass filter
- Low-Loss Filter
- Single-ended operation
- Ceramic Surface Mount Device(SMD) Package
- Maximum Storage Temperature Range : -40℃ ~ 85℃
- Electrostatics Sensitive Device (ESD)

2. Package Dimension



Package : S1365

Dimensions shown are nominal in millimeters

Body : Al₂O₃

Lid : Kovar, Ni Plated

Termination : Au plating 0.3 ~ 1.0um, over a 1.27 ~ 8.89um Ni Plating

Pin Configuration	
11	Input
5	Output
6, 12	Ground
Other	Case ground

	ITF Co., Ltd. 102-901, Bucheon Technopark 364, Samjeong-Dong, Ojeong-Gu, Bucheon-City, Gyeonggi-Do, Korea 421-809	Part No.	242351B	
		Rev. Date	2007-09-06	
		Rev.	NJ7014-CS01	1/5

Bandpass Filter 242351B



3. Specifications

F_o = 80.0 MHz


Terminating source impedance : 50Ω and matching network

Terminating load impedance : 50Ω and matching network

Room temperature range : +25°C		Minimum	Typical	Maximum
Center Frequency (F _c)	MHz	-	80.0	-
Insertion Loss	dB	-	13.0	15.0
1dB Bandwidth	MHz	21.8	22.0	-
3dB Bandwidth	MHz	-	23.0	-
40dB Bandwidth	MHz	-	27.3	28.5
Amplitude Ripple (F _o +/- 10.0 MHz)	dB	-	0.4	1.0
Group Delay Variation (F _o +/- 10.0 MHz)	nsec	-	20	60
Absolute Delay	usec	-	0.81	-
Ultimate Rejection	dB	40	45	-
Temperature Coefficient of Frequency	ppm/°C	-	- 86	-

Notes :

- 1) All specifications are based on the matching schematic shown below
- 2) All specifications are measured by Agilent Network analyzer and full 2 port calibration
- 3) Electrical margin has been built into the design to account for the variations due to temperature drift and manufacturing tolerances
- 4) All attenuation measurements are measured relative to insertion loss

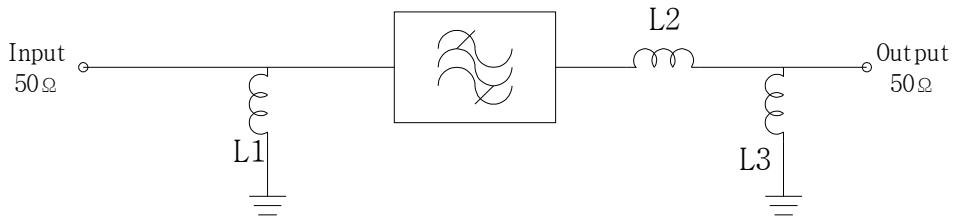
 Integrated Technology Future	ITF Co., Ltd. 102-901, Bucheon Technopark 364, Samjeong-Dong, Ojeong-Gu, Bucheon-City, Gyeonggi-Do, Korea 421-809	Part No.	242351B	
		Rev. Date	2007-09-06	
		Rev.	NJ7014-CS01	2/5

Bandpass Filter 242351B



4. Matching Schematic

(Actual matching values may vary due to PCB layout and parasitics)



L1 = 100 nH

L2 = 15 nH, L3 = 56 nH

5. Marking Configuration

ITF¹⁾ 07A001²⁾

242351B³⁾

●⁴⁾

1) Manufacturer name

2) Lot Number

3) Part Number

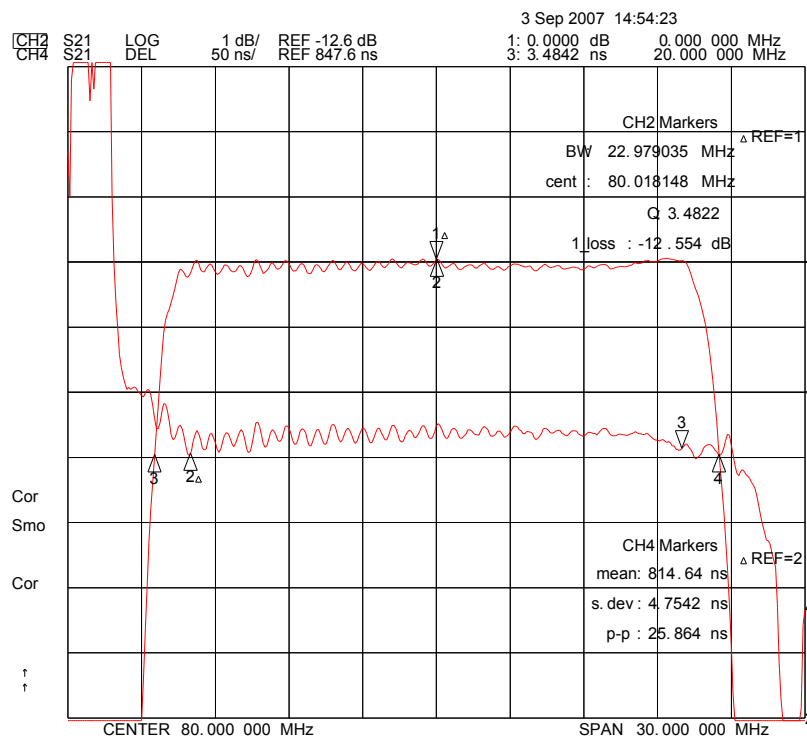
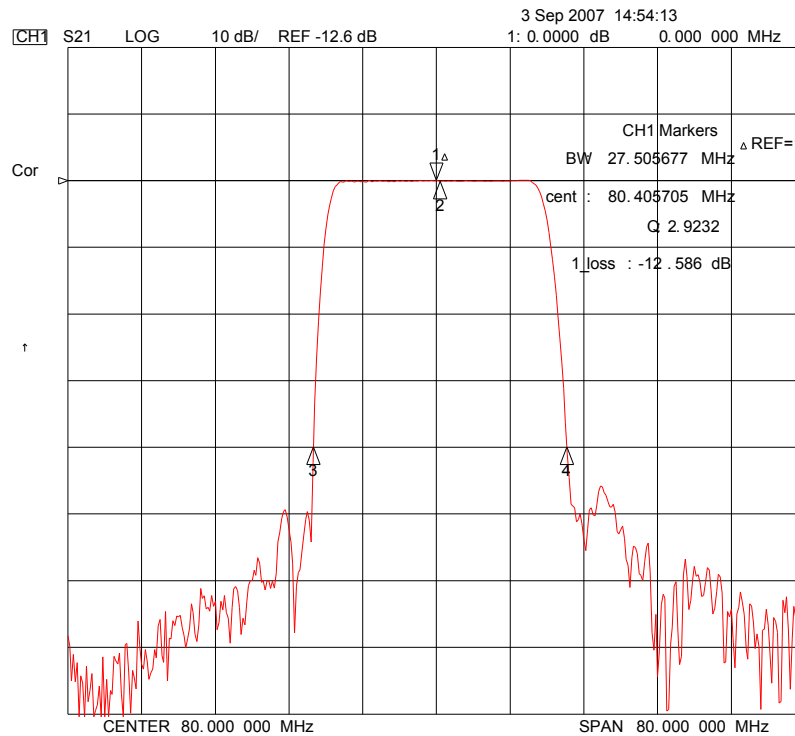
4) Pad Number 1 Index

	ITF Co., Ltd. 102-901, Bucheon Technopark 364, Samjeong-Dong, Ojeong-Gu, Bucheon-City, Gyeonggi-Do, Korea 421-809	Part No.	242351B	
		Rev. Date	2007-09-06	
		Rev.	NJ7014-CS01	3/5

Bandpass Filter 242351B

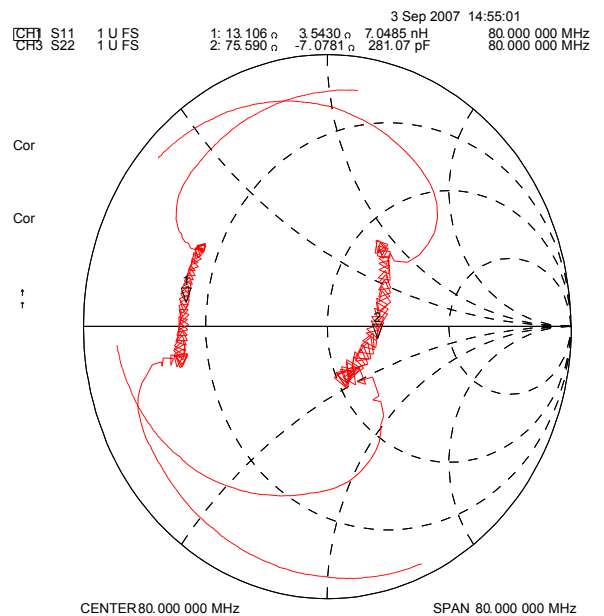
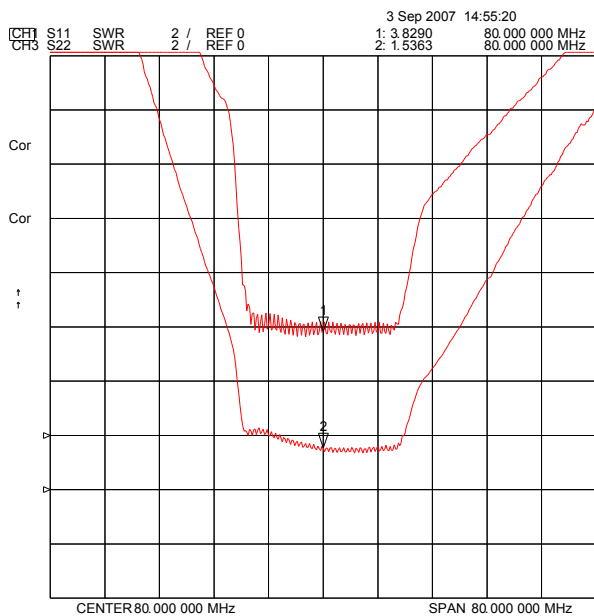
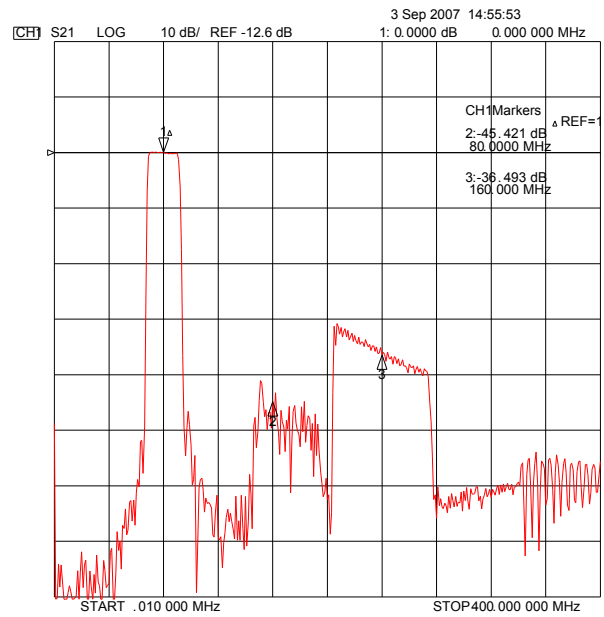
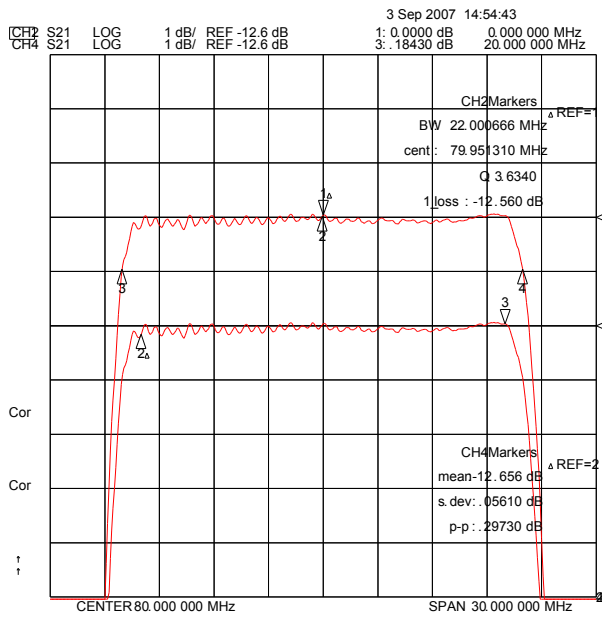


6. Typical Performance (at +25°C)



	ITF Co., Ltd. 102-901, Bucheon Technopark 364, Samjeong-Dong, Ojeong-Gu, Bucheon-City, Gyeonggi-Do, Korea 421-809	Part No.	242351B	
		Rev. Date	2007-09-06	
		Rev.	NJ7014-CS01	4/5

Bandpass Filter 242351B



ITF Co., Ltd.
 102-901, Bucheon Technopark 364,
 Samjeong-Dong, Ojeong-Gu, Bucheon-City,
 Gyeonggi-Do, Korea 421-809

Part No.	242351B	
Rev. Date	2007-09-06	
Rev.	NJ7014-CS01	5/5