

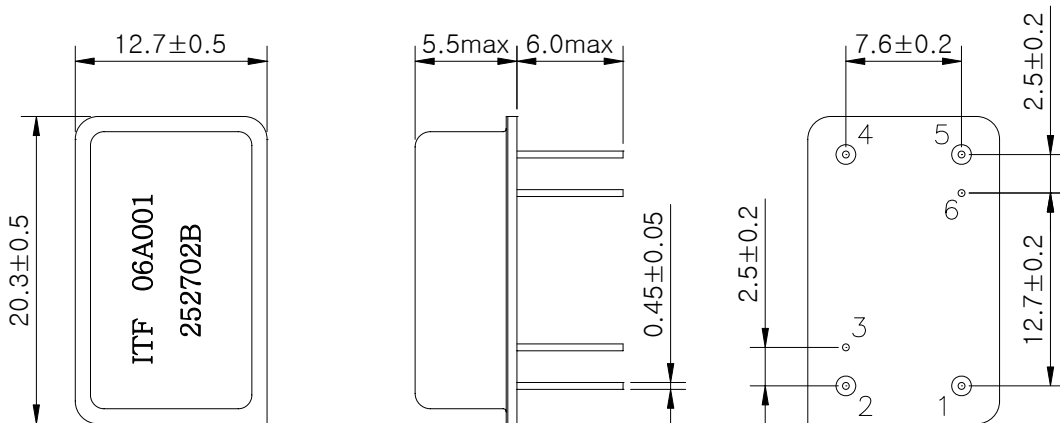
Bandpass Filter 252702B



1. Features

- IF bandpass filter
- Low-Loss Filter
- Single-ended operation
- DIP Package
- Maximum Storage Temperature Range : -40°C ~ 85°C
- Electrostatics Sensitive Device (ESD)

2. Package Dimension



Package : D2012


Pin Configuration	
1	Input
4	Output
Other	ground

Dimensions shown are nominal in millimeters

Base : Fe(SPCC), Au plating over Ni plated

Cap : Cu and Cr Alloy, Ni plated

Terminations : Kover, Au plated

	ITF Co., Ltd. 102-901, Bucheon Technopark 364, Samjeong-Dong, Ojeong-Gu, Bucheon-City, Gyeonggi-Do, Korea 421-809	Part No.	252702B	
		Rev. Date	2006-09-05	
		Rev.	NJ6016- CS02	1/5

Bandpass Filter 252702B



3. Specifications

F_o = 110.0 MHz

Terminating source impedance : 50Ω and matching network

Terminating load impedance : 50Ω and matching network

Operating temperature range : -10℃ ~ +70℃		Minimum	Typical	Maximum
Center Frequency	MHz	-	110.0	-
Insertion Loss	dB	-	12.0	15.0
1dB Bandwidth	MHz	25.9	27.7	-
3dB Bandwidth	MHz		28.5	-
40dB Bandwidth	MHz	-	32.6	33.0
Amplitude Ripple (F _o +/- 12.49 MHz)	dB	-	0.6	1.0
Group Delay Variation (F _o +/- 12.49 MHz)	nsec	-	50	100
Absolute Delay	usec	-	0.82	-
Relative Attenuation				
86 MHz ~ 94 MHz	dB	39	41	
Other	dB	40	45	
Temperature Coefficient of Frequency	ppm/°C	-	-86	-

Room temperature : + 25℃		Minimum	Typical	Maximum
Center Frequency	MHz	-	110.0	-
Insertion Loss	dB	-	12.0	14.5
Amplitude Ripple (F _o +/- 12.95 MHz)	dB	-	0.6	1.0
Group Delay Variation (F _o +/- 12.95 MHz)	nsec	-	50	100

	ITF Co., Ltd. 102-901, Bucheon Technopark 364, Samjeong-Dong, Ojeong-Gu, Bucheon-City, Gyeonggi-Do, Korea 421-809	Part No.	252702B	
		Rev. Date	2006-09-05	
		Rev.	NJ6016- CS02	2/5

Bandpass Filter 252702B

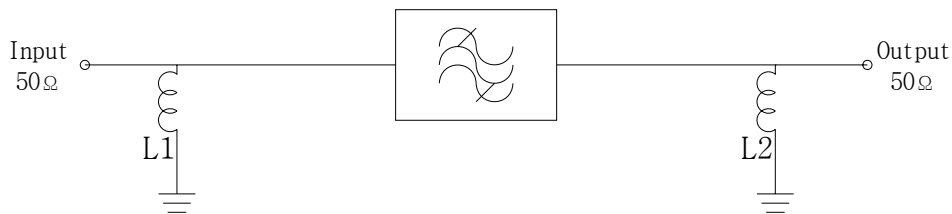


Notes :

- 1) All specifications are based on the matching schematic shown below
- 2) All specifications are measured by Agilent Network analyzer and full 2 port calibration
- 3) Electrical margin has been built into the design to account for the variations due to temperature drift and manufacturing tolerances
- 4) All attenuation measurements are measured relative to insertion loss

4. Matching Schematic

(Actual matching values may vary due to PCB layout and parasitics)



L1 = 33 nH, L2 = 47 nH

5. Marking Configuration

ITF¹⁾06A001²⁾

252702B³⁾

1) Manufacturer name

2) Lot Number

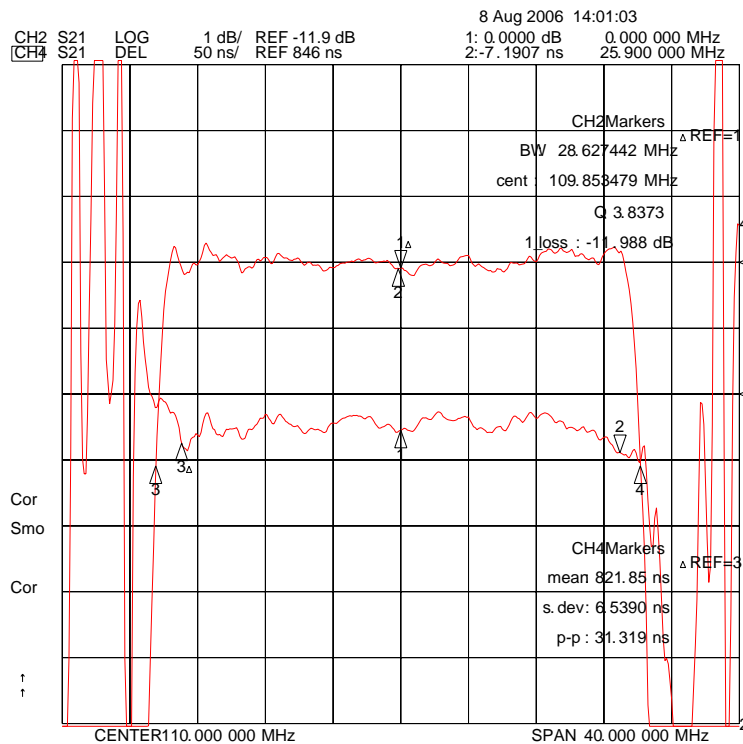
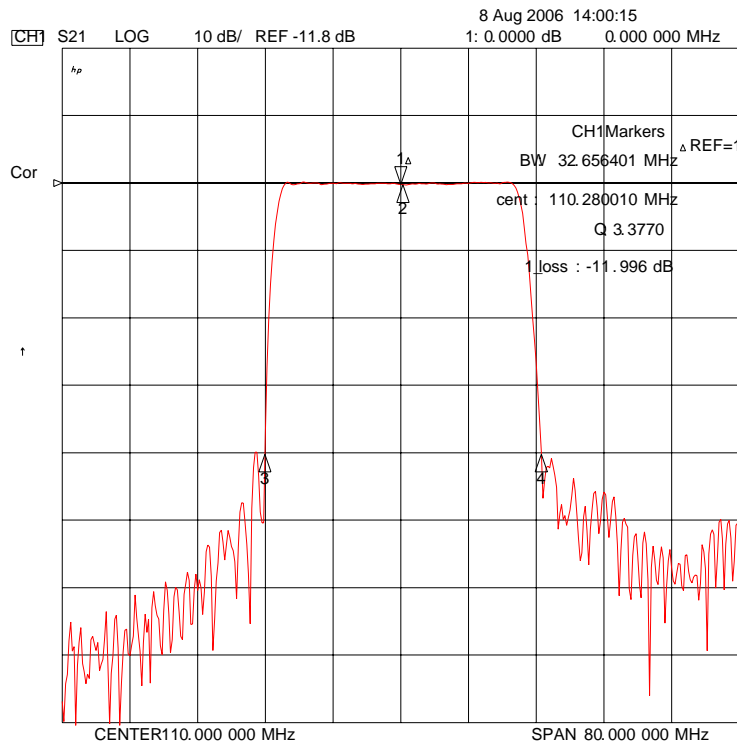
3) Part Number

	ITF Co., Ltd. 102-901, Bucheon Technopark 364, Samjeong-Dong, Ojeong-Gu, Bucheon-City, Gyeonggi-Do, Korea 421-809	Part No.	252702B	
		Rev. Date	2006-09-05	
		Rev.	NJ6016- CS02	3/5

Bandpass Filter 252702B



6. Typical Performance (at +25°C)



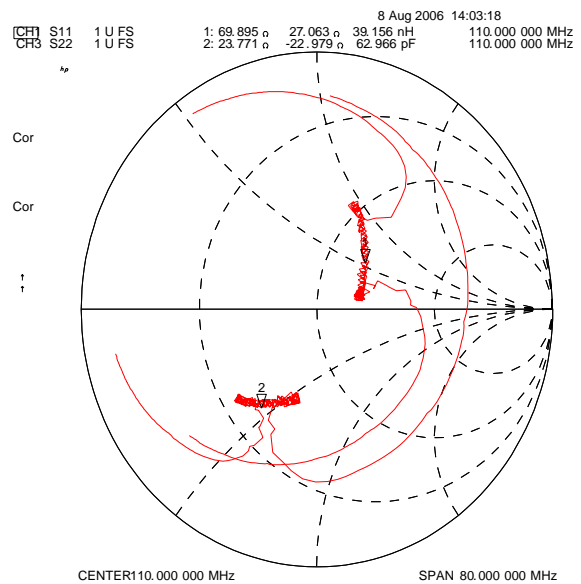
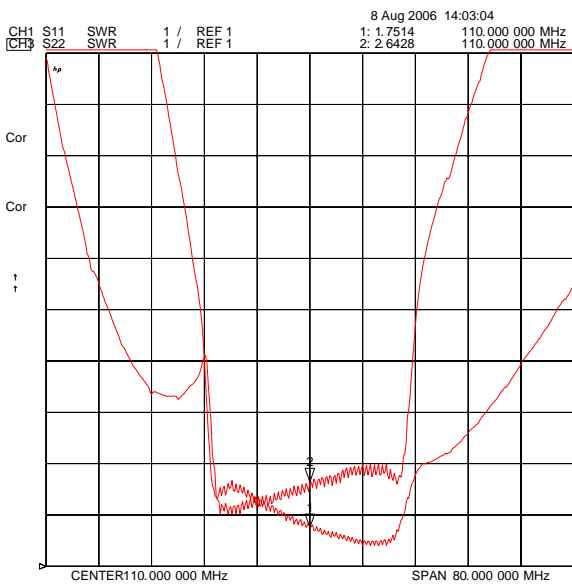
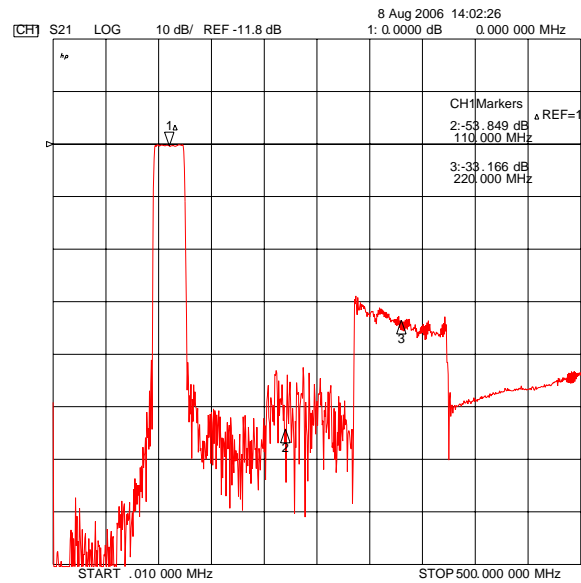
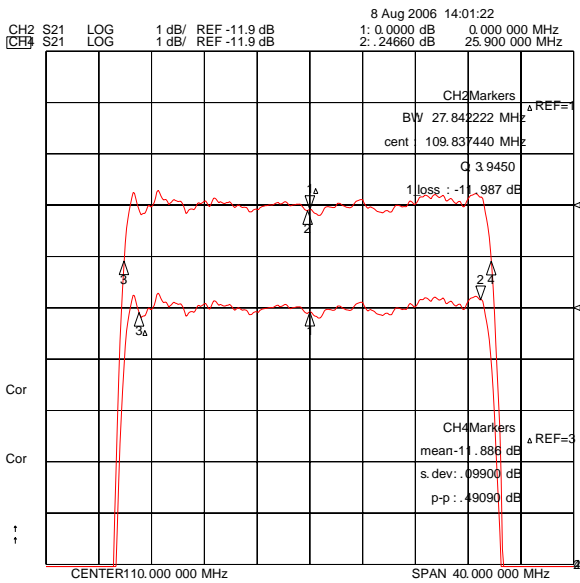
ITF Co., Ltd.
 102-901, Bucheon Technopark 364,
 Samjeong-Dong, Ojeong-Gu, Bucheon-City,
 Gyeonggi-Do, Korea 421-809

Part No. 252702B

Rev. Date 2006-09-05

Rev. NJ6016- CS02 4/5

Bandpass Filter 252702B



ITF Co., Ltd.
 102-901, Bucheon Technopark 364,
 Samjeong-Dong, Ojeong-Gu, Bucheon-City,
 Gyeonggi-Do, Korea 421-809

Part No.	252702B	
Rev. Date	2006-09-05	
Rev.	NJ6016- CS02	5/5