

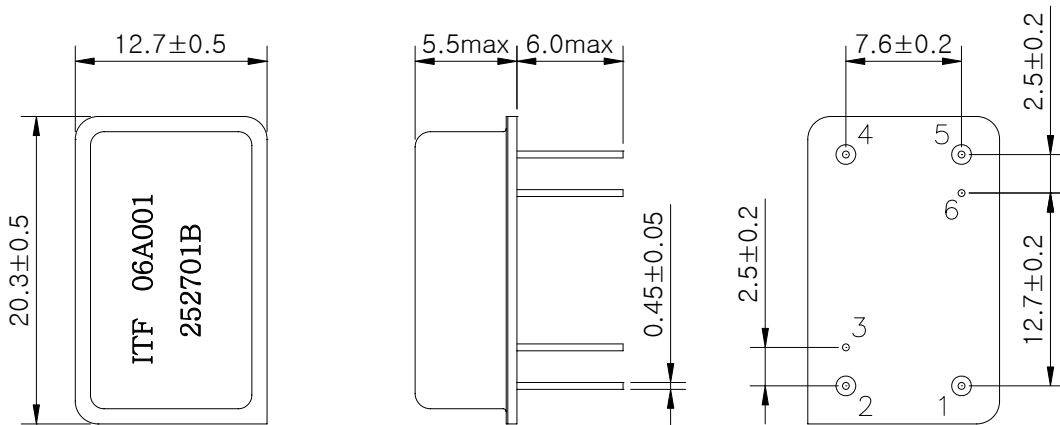
# Bandpass Filter 252701B



## 1. Features

- IF bandpass filter
- Low-Loss Filter
- Single-ended operation
- DIP Package
- Maximum Storage Temperature Range : -40°C ~ 85°C
- Electrostatics Sensitive Device (ESD)

## 2. Package Dimension



**Package : D2012**


Pin Configuration	
1	Input
5	Output
Other	ground

Dimensions shown are nominal in millimeters

Base : Fe(SPCC), Au plating over Ni plated

Cap : Cu and Cr Alloy, Ni plated

Terminations : Kover, Au plated

	<b>ITF Co., Ltd.</b> 102-901, Bucheon Technopark 364, Samjeong-Dong, Ojeong-Gu, Bucheon-City, Gyeonggi-Do, Korea 421-809	Part No.	252701B	
		Rev. Date	2006-09-05	
		Rev.	NJ6012-CS02	1/5

# Bandpass Filter 252701B



## 3. Specifications

Fo = 110.0 MHz

Terminating source impedance : 50Ω and matching network

Terminating load impedance : 50Ω and matching network

Operating temperature range : -10℃ ~ +70℃		Minimum	Typical	Maximum
Center Frequency	MHz	-	110.0	-
Insertion Loss	dB	-	12.0	15.0
1dB Bandwidth	MHz	25.9	27.7	-
3dB Bandwidth	MHz		28.5	-
40dB Bandwidth	MHz	-	32.6	33.0
Amplitude Ripple (Fo +/- 12.49 MHz)	dB	-	0.6	1.0
Group Delay Variation (Fo +/- 12.49 MHz)	nsec	-	50	100
Absolute Delay	usec	-	0.82	-
Relative Attenuation				
86 MHz ~ 94 MHz	dB	39	41	
Other	dB	40	45	
Temperature Coefficient of Frequency	ppm/°C	-	-86	-

Room temperature : + 25℃		Minimum	Typical	Maximum
Center Frequency	MHz	-	110.0	-
Insertion Loss	dB	-	12.0	14.5
Amplitude Ripple (Fo +/- 12.95 MHz)	dB	-	0.6	1.0
Group Delay Variation (Fo +/- 12.95 MHz)	nsec	-	50	100

	<b>ITF Co., Ltd.</b> 102-901, Bucheon Technopark 364, Samjeong-Dong, Ojeong-Gu, Bucheon-City, Gyeonggi-Do, Korea 421-809	Part No.	252701B	
		Rev. Date	2006-09-05	
		Rev.	NJ6012-CS02	2/5

# Bandpass Filter 252701B

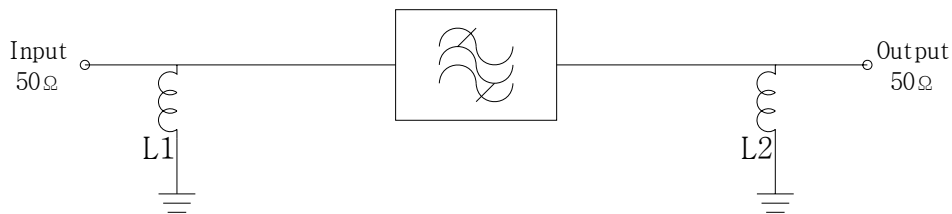


## Notes :

- 1) All specifications are based on the matching schematic shown below
- 2) All specifications are measured by Agilent Network analyzer and full 2 port calibration
- 3) Electrical margin has been built into the design to account for the variations due to temperature drift and manufacturing tolerances
- 4) All attenuation measurements are measured relative to insertion loss

## 4. Matching Schematic

( Actual matching values may vary due to PCB layout and parasitics )



L1 = 39 nH, L2 = 47 nH

## 5. Marking Configuration

ITF<sup>1)</sup>06A001<sup>2)</sup>

252701B<sup>3)</sup>

1) Manufacturer name

2) Lot Number

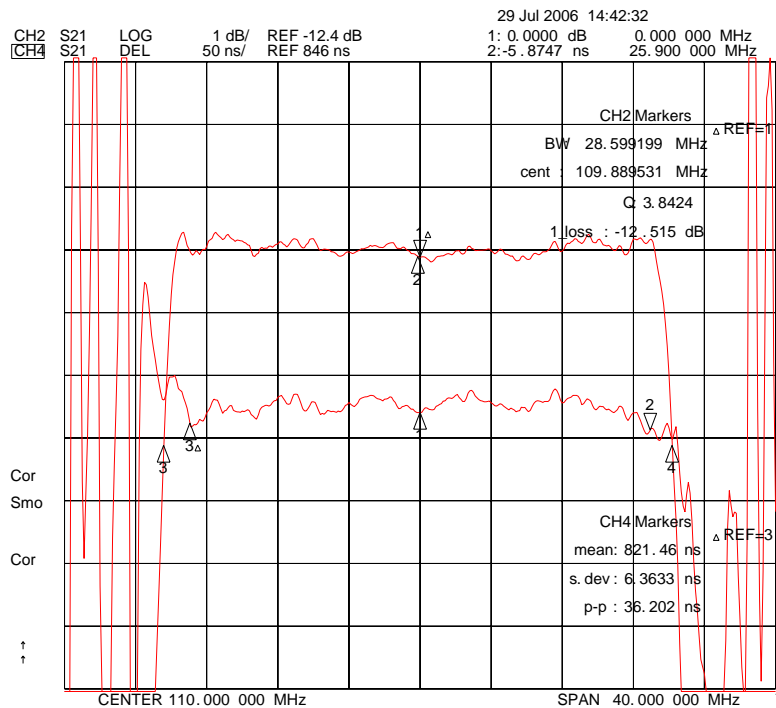
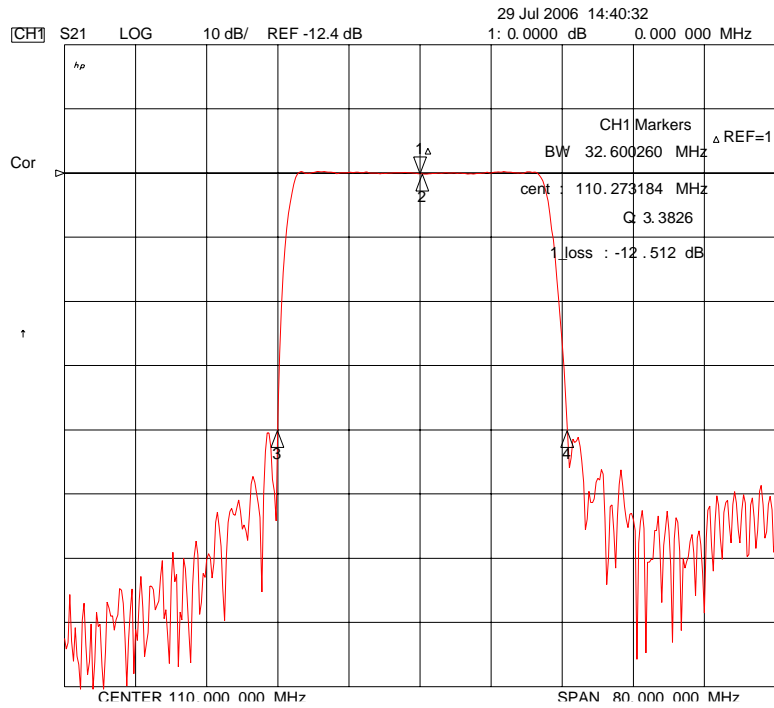
3) Part Number

	<b>ITF Co., Ltd.</b> 102-901, Bucheon Technopark 364, Samjeong-Dong, Ojeong-Gu, Bucheon-City, Gyeonggi-Do, Korea 421-809	Part No.	252701B	
		Rev. Date	2006-09-05	
		Rev.	NJ6012-CS02	3/5

# Bandpass Filter 252701B



## 6. Typical Performance ( at +25°C )



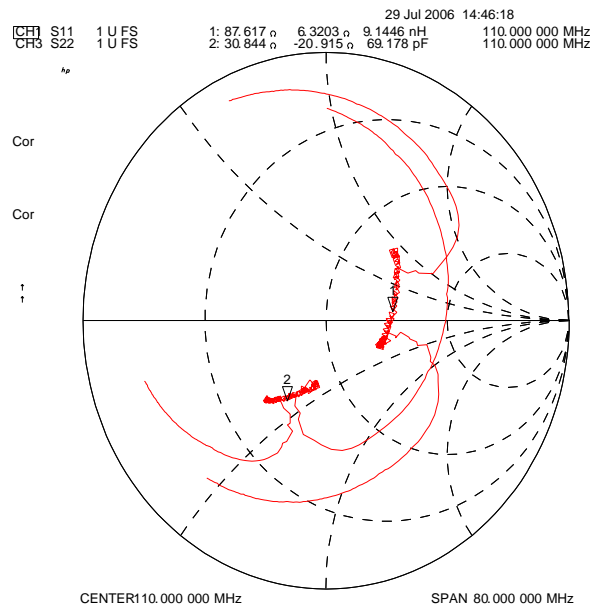
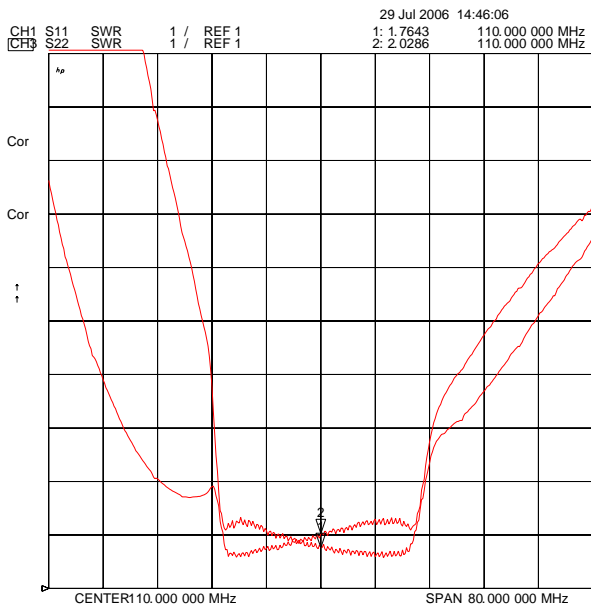
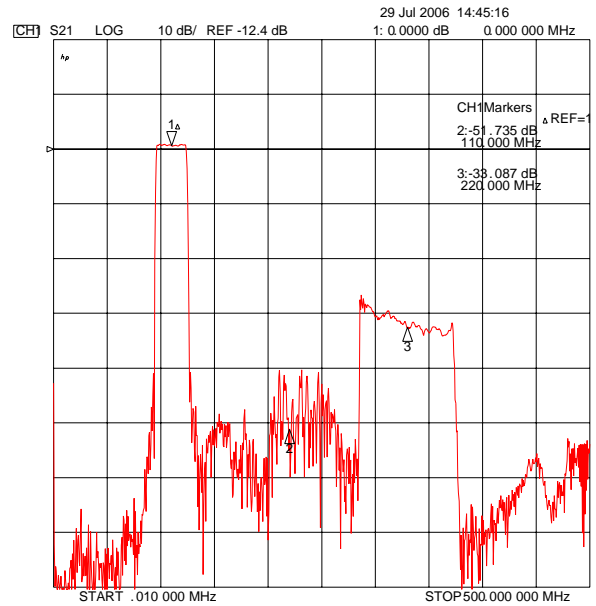
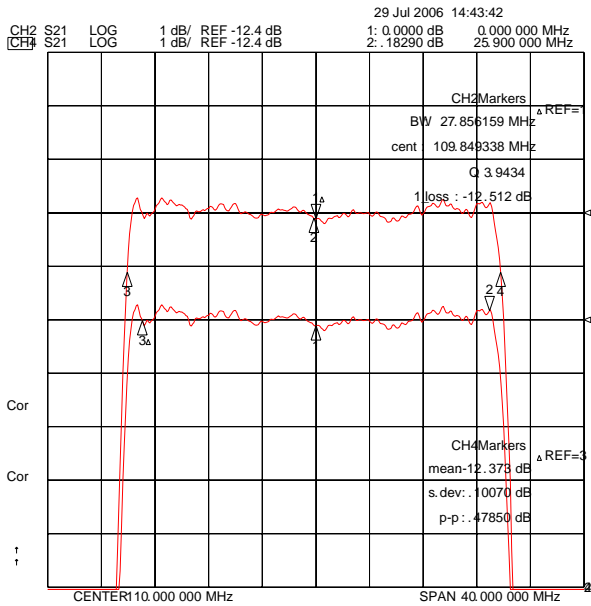
**ITF Co., Ltd.**  
 102-901, Bucheon Technopark 364,  
 Samjeong-Dong, Ojeong-Gu, Bucheon-City,  
 Gyeonggi-Do, Korea 421-809

Part No. 252701B

Rev. Date 2006-09-05

Rev. NJ6012-CS02 4/5

# Bandpass Filter 252701B



**ITF Co., Ltd.**  
 102-901, Bucheon Technopark 364,  
 Samjeong-Dong, Ojeong-Gu, Bucheon-City,  
 Gyeonggi-Do, Korea 421-809

Part No.	252701B	
Rev. Date	2006-09-05	
Rev.	NJ6012-CS02	5/5