

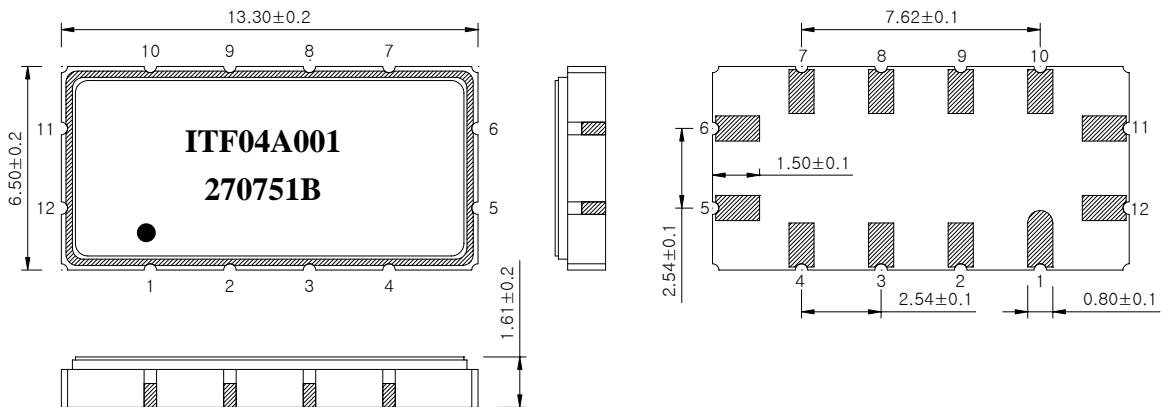
SAW Bandpass Filter 270751B



1. Features

- IF Bandpass Filter
- Low-Loss Filter
- Single-Ended Operation
- Ceramic Surface Mount Device (SMD) Package
- Maximum Storage Temperature Range : -40 °C ~ 85 °C
- Electrostatics Sensitive Device (ESD)

2. Package Dimensions



Package : S1365

Dimensions shown are nominal in millimeters

Body : Al₂O₃ Ceramic

Lid : Kovar, Ni Plated

Terminations : Au plating 0.3 ~ 1.0 um, Over a 1.27 ~ 8.89 um Ni Plating

Pad Configuration	
11	Input
5	Output
6, 12	Ground
Other	Case ground



ITF Co., Ltd.
 102-901, Bucheon Technopark 364,
 Samjeong-Dong, Ojeong-Gu, Bucheon-City,
 Gyeonggi-Do, Korea 421-809

Part No.	270751B	
Rev. Date	2004-04-27	
Rev.	NJ3013-CS02	1/5

SAW Bandpass Filter 270751B



3. Specifications

Fo = 70 MHz

Terminating source impedance : 50Ω and matching network

Terminating load impedance : 50Ω and matching network

Operating temperature range : -10°C ~ +65°C		Minimum	Typical	Maximum
Center Frequency	MHz	-	70.0	-
Insertion Loss	dB	-	8.6	10.0
1dB Bandwidth	MHz	6.9	7.1	-
3dB Bandwidth	MHz	7.5	7.6	-
40dB Bandwidth	MHz	-	10.0	10.5
Amplitude Ripple (Fo +/- 3.0 MHz)	dB	-	0.6	1.0
Group Delay Variation (Fo +/- 3.0 MHz)	nsec	-	83	120
Absolute Delay	usec	-	1.2	-
Ultimate Rejection	dB	40	43	-
Temperature Coefficient of Frequency	ppm/°C	-	-86	-

Room temperature : + 25 °C		Minimum	Typical	Maximum
Amplitude Ripple (Fo +/- 3.2 MHz)	dB	-	0.6	1.0
Group Delay Variation (Fo +/- 3.2 MHz)	nsec	-	90	120

Notes :

- 1) All specifications are based on the matching schematic shown below
- 2) All specifications are measured by Agilent Network analyzer and full 2 port calibration
- 3) Electrical margin has been built into the design to account for the variations due to temperature drift and manufacturing tolerances
- 4) All attenuation measurements are measured relative to insertion loss


	ITF Co., Ltd. 102-901, Bucheon Technopark 364, Samjeong-Dong, Ojeong-Gu, Bucheon-City, Gyeonggi-Do, Korea 421-809	Part No.	270751B	
		Rev. Date	2004-04-27	
		Rev.	NJ3013-CS02	2/5

SAW Bandpass Filter 270751B



4. Matching Schematic

(Actual matching values may vary due to PCB layout and parasitics)



L1 = 180 nH, L2 = 220 nH

5. Marking Configuration

ITF¹⁾ 04A001²⁾

270751B³⁾


●⁴⁾

1) Manufacturer name

2) Lot Number

3) Part Number

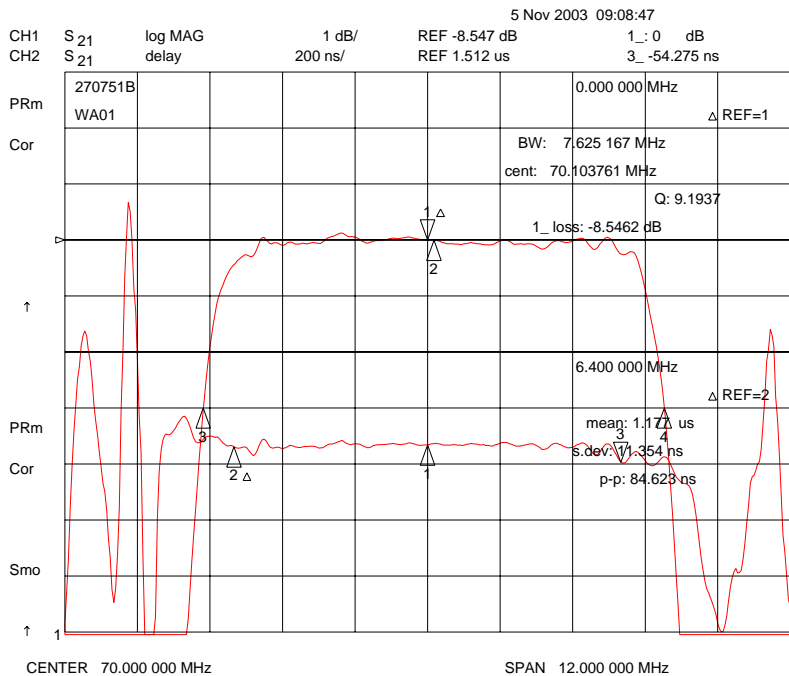
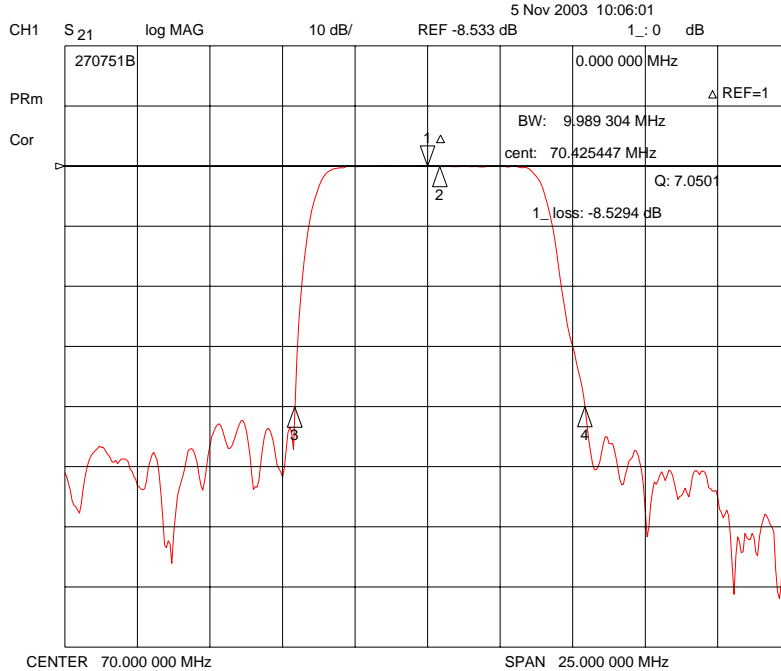
4) Pad Number 1 Index

 Integrated Technology Future	ITF Co., Ltd. 102-901, Bucheon Technopark 364, Samjeong-Dong, Ojeong-Gu, Bucheon-City, Gyeonggi-Do, Korea 421-809	Part No.	270751B	
		Rev. Date	2004-04-27	
		Rev.	NJ3013-CS02	3/5

SAW Bandpass Filter 270751B



6. Typical Performance (at +25°C)



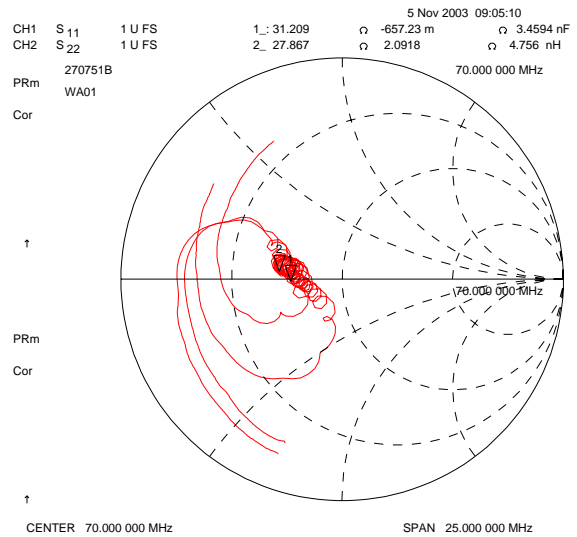
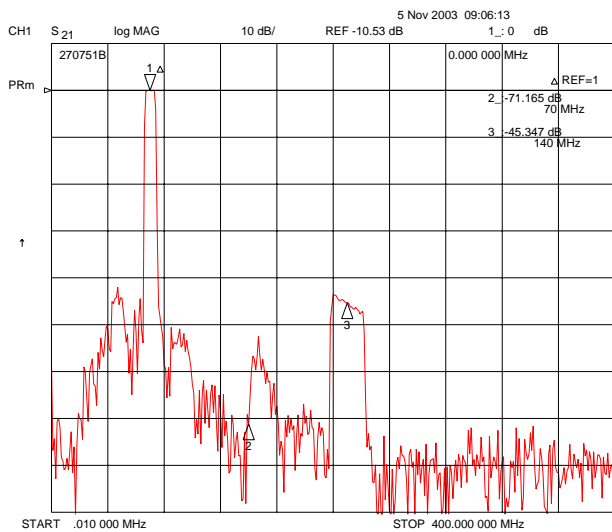
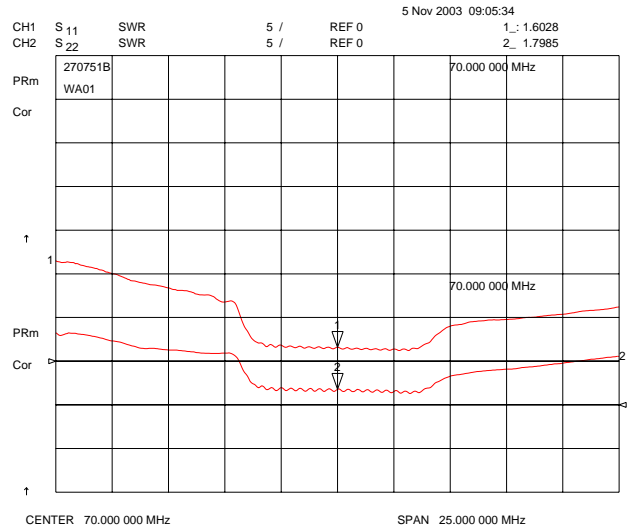
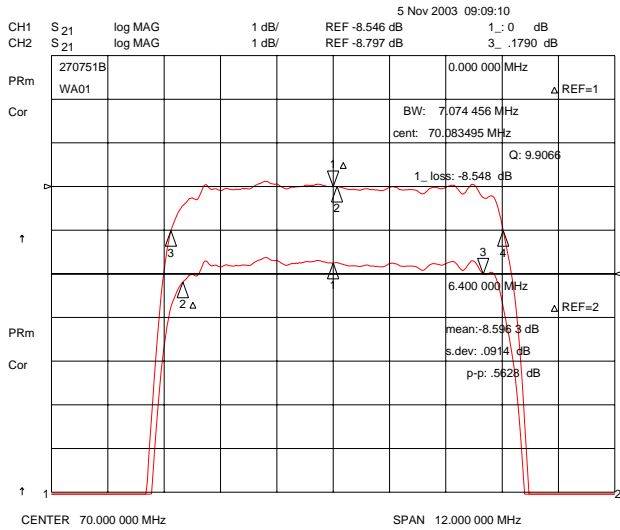
ITF Co., Ltd.
 102-901, Bucheon Technopark 364,
 Samjeong-Dong, Ojeong-Gu, Bucheon-City,
 Gyeonggi-Do, Korea 421-809

Part No. 270751B

Rev. Date 2004-04-27

Rev. NJ3013-CS02 4/5

SAW Bandpass Filter 270751B



ITF Co., Ltd.
 102-901, Bucheon Technopark 364,
 Samjeong-Dong, Ojeong-Gu, Bucheon-City,
 Gyeonggi-Do, Korea 421-809

Part No.	270751B	
Rev. Date	2004-04-27	
Rev.	NJ3013-CS02	5/5