

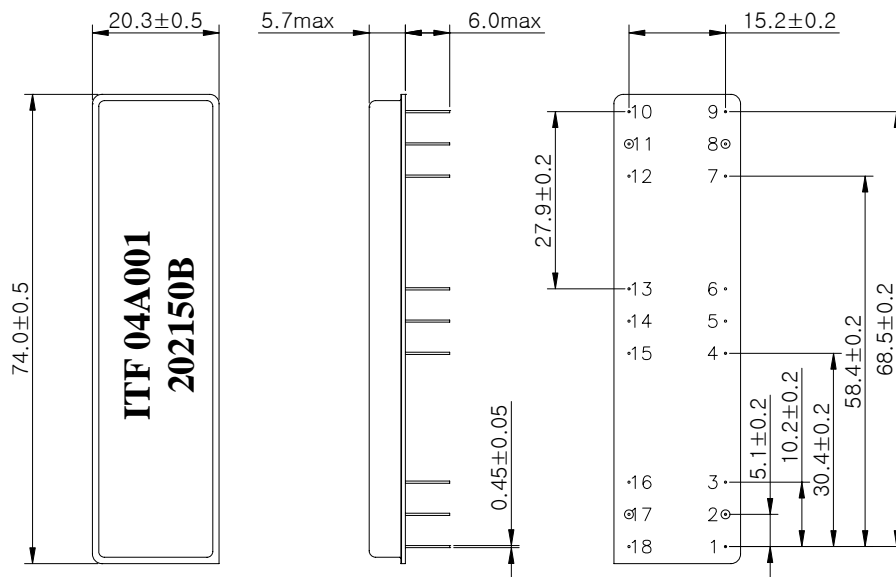
SAW Bandpass Filter 202150B



1. Features

- For CDMA Basestation Receiver Applications
- High Selectivity
- Single-Ended Operation
- DIP Package
- Maximum Storage Temperature Range : -40 °C ~ 85 °C
- Electrostatics Sensitive Device (ESD)

2. Package Dimension



Package : D7420

Dimensions shown are nominal in millimeters

Base : Fe(SPCC), Au plating over Ni plated

Cap : Cu & Cr Alloy, Ni Plated

Termination : Kovar, Au Plated

Pin Configuration	
17	Input
8	Output
2, 11	Ground
Other	Case ground

	ITF Co., Ltd. 102-901, Bucheon Technopark 364, Samjeong-Dong, Ojeong-Gu, Bucheon-City, Gyeonggi-Do, Korea 421-809	Part No.	202150B	
		Rev. Date	2004-04-07	
		Rev.	NI2032-CS05	1/5

SAW Bandpass Filter 202150B



3. Specifications

Fo = 70.0 MHz


Terminating source impedance : 50Ω and matching network

Terminating load impedance : 50Ω and matching network

Operating Temperature Range : -10℃ ~ +60℃		Minimum	Typical	Maximum
Center Frequency	MHz	69.96	70.0	70.04
Insertion Loss	dB	-	22.5	25.0
1.5dB Bandwidth	MHz	-	1.25	-
3dB Bandwidth	MHz	1.26	1.30	-
35dB Bandwidth	MHz	-	1.5	1.6
Amplitude Ripple (Fo +/- 0.6 MHz)	dB	-	0.7	1.0
Group Delay Variation (Fo +/- 0.6 MHz)	nsec	-	300	500
Absolute Delay	usec	-	10.85	-
Ultimate Rejection	dB	40	45	-
Temperature Coefficient of Frequency	ppm/°C ²	-	-0.03	-

Notes :

- 1) All specifications are based on the matching schematic shown below
- 2) All specifications are measured by Agilent Network analyzer and full 2 port calibration
- 3) Electrical margin has been built into the design to account for the variations due to temperature drift and manufacturing tolerances
- 4) All attenuation measurements are measured relative to insertion loss

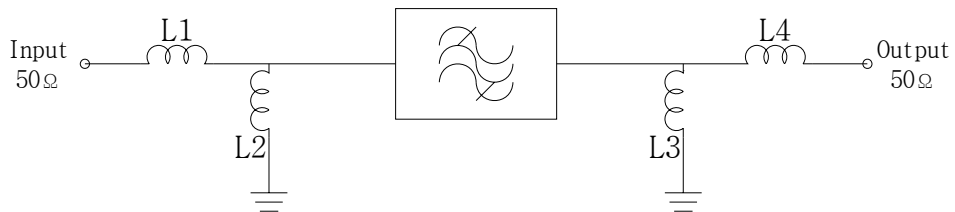
 Integrated Technology Future	ITF Co., Ltd. 102-901, Bucheon Technopark 364, Samjeong-Dong, Ojeong-Gu, Bucheon-City, Gyeonggi-Do, Korea 421-809	Part No.	202150B	
		Rev. Date	2004-04-07	
		Rev.	NI2032-CS05	2/5

SAW Bandpass Filter 202150B



4. Matching Schematic

(Actual matching values may vary due to PCB layout and parasitics)




$$L1 = L2 = L3 = L4 = 120 \text{ nH}$$

5. Marking Configuration

ITF¹⁾04A001²⁾
202150B³⁾

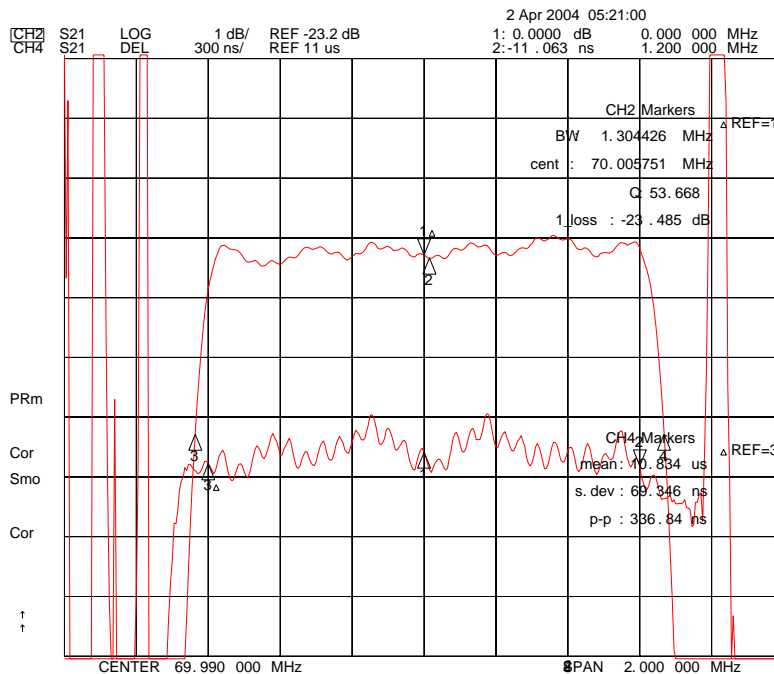
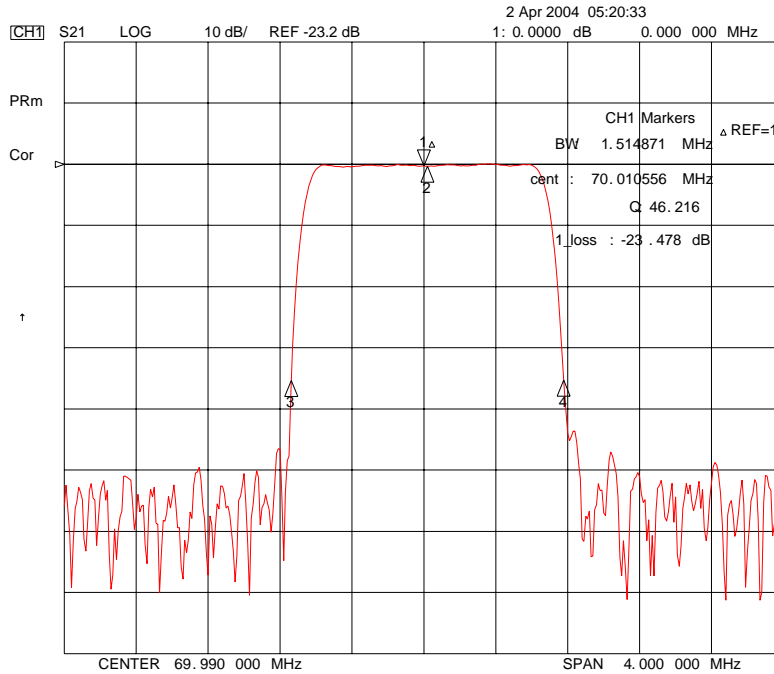
- 1) Manufacturer name
- 2) Lot Number
- 3) Part Number

	ITF Co., Ltd. 102-901, Bucheon Technopark 364, Samjeong-Dong, Ojeong-Gu, Bucheon-City, Gyeonggi-Do, Korea 421-809	Part No.	202150B	
		Rev. Date	2004-04-07	
		Rev.	NI2032-CS05	3/5

SAW Bandpass Filter 202150B



6. Typical Performance (at +25°C)



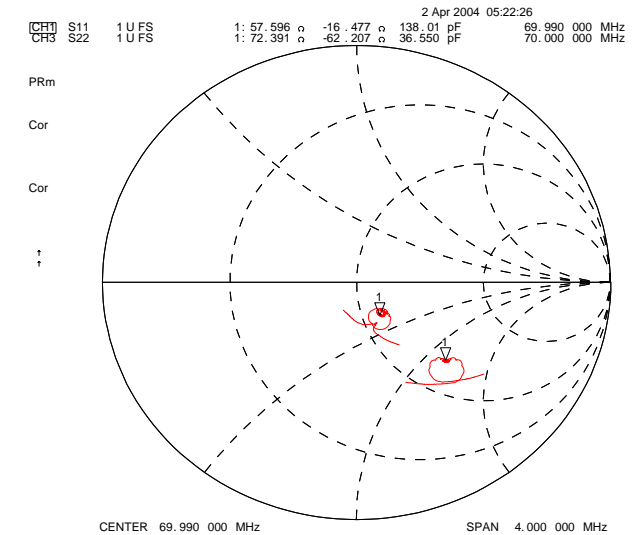
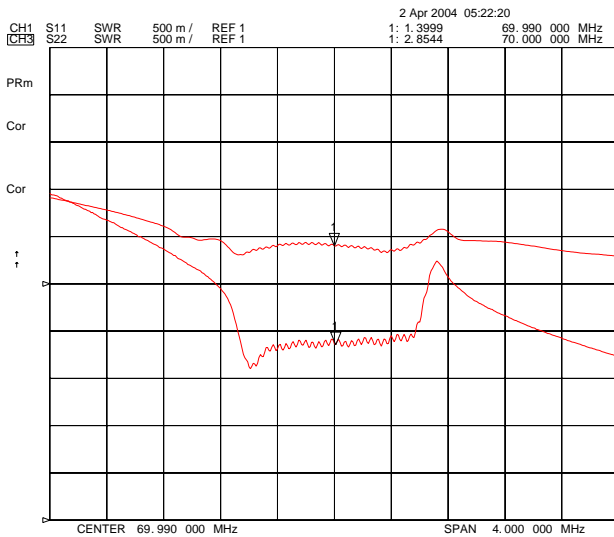
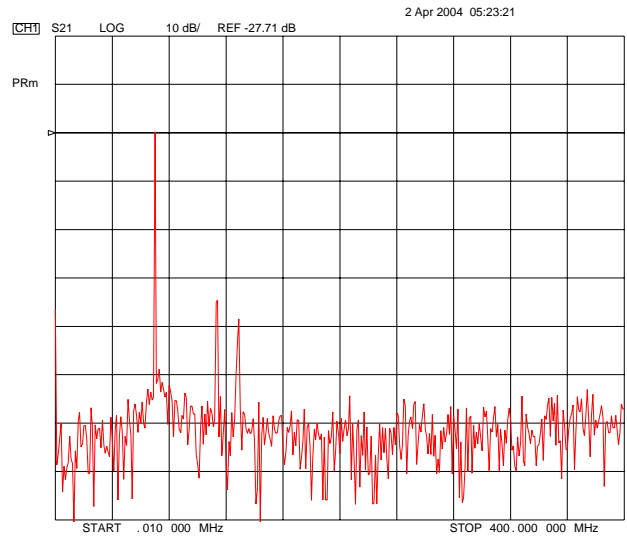
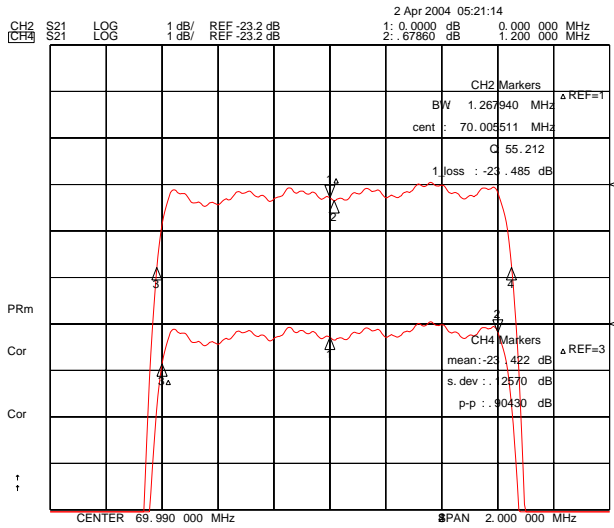
ITF Co., Ltd.
 102-901, Bucheon Technopark 364,
 Samjeong-Dong, Ojeong-Gu, Bucheon-City,
 Gyeonggi-Do, Korea 421-809

Part No. 202150B

Rev. Date 2004-04-07

Rev. NI2032-CS05 4/5

SAW Bandpass Filter 202150B



ITF Co., Ltd.
 102-901, Bucheon Technopark 364,
 Samjeong-Dong, Ojeong-Gu, Bucheon-City,
 Gyeonggi-Do, Korea 421-809

Part No.	202150B	
Rev. Date	2004-04-07	
Rev.	NI2032-CS05	5/5