

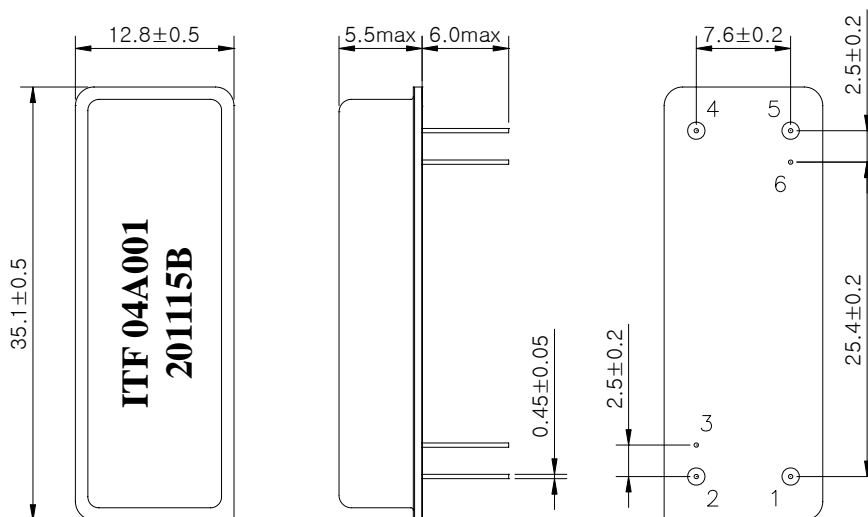
SAW Bandpass Filter 201115B



1. Features

- IF Bandpass Filter
- High Attenuation
- Single-Ended Operation
- DIP Package
- Maximum Storage Temperature Range : -40°C ~ 85°C
- Electrostatics Sensitive Device (ESD)

2. Package Dimension



Package : D3512


Dimensions shown are nominal in millimeters

Base : Fe(SPCC), Au plating over Ni plated

Cap : Cu & Cr Alloy, Ni Plated

Termination : Kovar, Au Plated

Pin Configuration	
1	Input
5	Output
2, 4	Ground
3, 6	Case ground

	ITF Co., Ltd. 102-901, Bucheon Technopark 364, Samjeong-Dong, Ojeong-Gu, Bucheon-City, Gyeonggi-Do, Korea 421-809	Part No.	201115B	
		Rev. Date	2004-04-29	
		Rev.	NI1032-CS03	1/5

SAW Bandpass Filter 201115B



3. Specifications

Fo = 70.0 MHz

Terminating source impedance : 50Ω and matching network

Terminating load impedance : 50Ω and matching network

		Minimum	Typical	Maximum
Center Frequency	MHz	69.95	70.0	70.05
Insertion Loss	dB	-	22.0	25.0
1dB Bandwidth	MHz	-	3.83	-
3dB Bandwidth	MHz	4.0	4.12	-
40dB Bandwidth	MHz	-	5.26	5.3
Amplitude Ripple (Fo +/- 1.845 MHz)	dB	-	0.7	1.0
Group Delay Variation (Fo +/- 1.845 MHz)	nsec	-	120	200
Absolute Delay	usec	-	4.0	-
Ultimate Rejection	dB	50	55	-
Temperature Coefficient of Frequency	ppm/°C	-	-23	-

Notes :

- 1) All specifications are based on the matching schematic shown below
- 2) All specifications are measured by Agilent Network analyzer and full 2 port calibration at room temperature
- 3) All attenuation measurements are measured relative to insertion loss

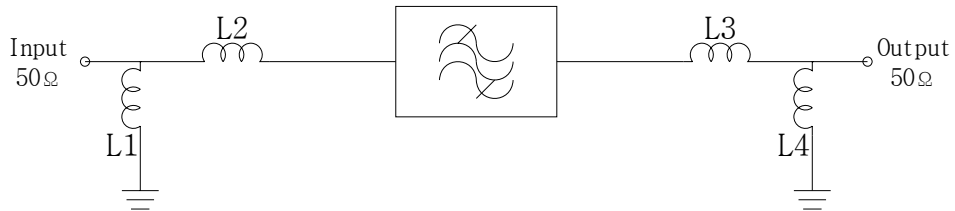
	ITF Co., Ltd. 102-901, Bucheon Technopark 364, Samjeong-Dong, Ojeong-Gu, Bucheon-City, Gyeonggi-Do, Korea 421-809	Part No.	201115B	
		Rev. Date	2004-04-29	
		Rev.	NI1032-CS03	2/5

SAW Bandpass Filter 201115B



4. Matching Schematic

(Actual matching values may vary due to PCB layout and parasitics)



$$L2 = L3 = 33 \text{ nH}$$

$$L1 = L4 = 56 \text{ nH}$$

5. Marking Configuration


ITF¹⁾ 04A001²⁾

201115B³⁾

1) Manufacturer name

2) Lot Number

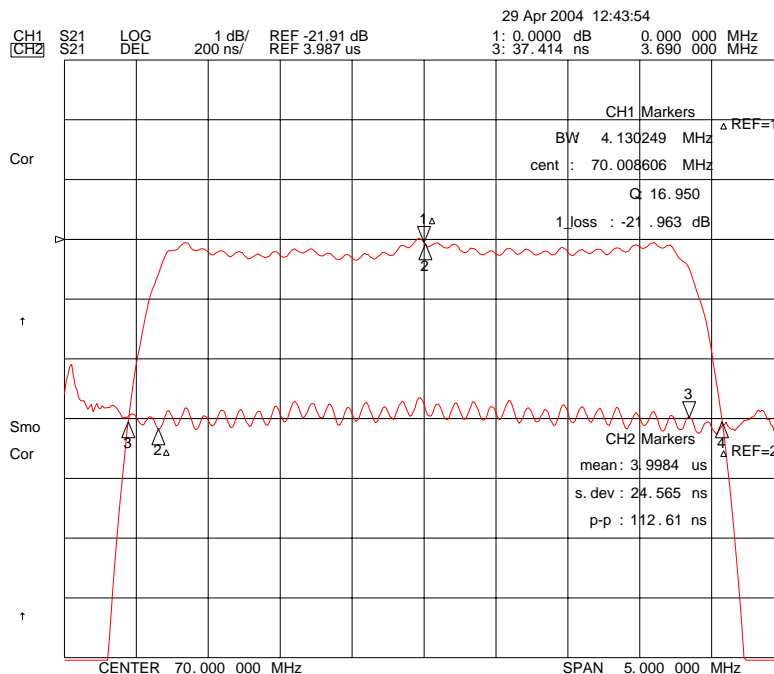
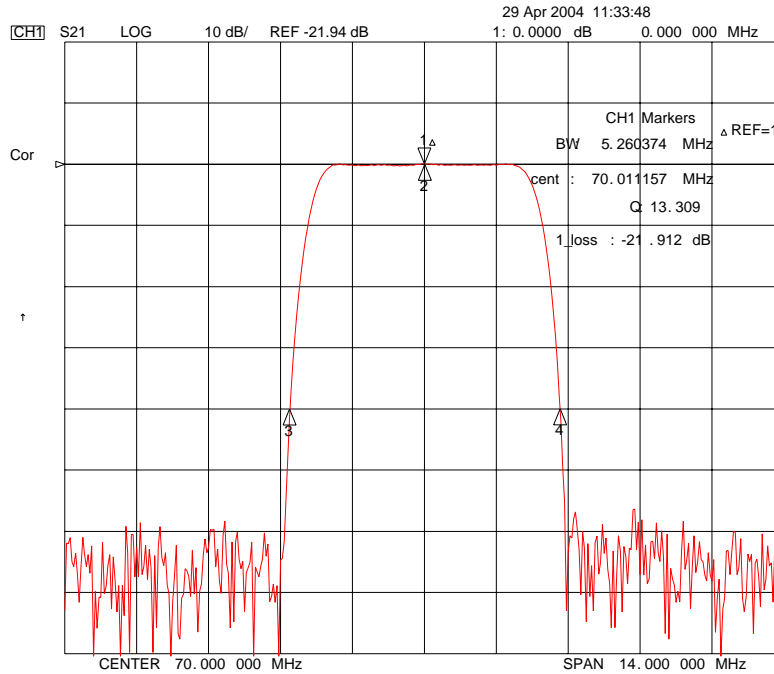
3) Part Number

 Integrated Technology Future	ITF Co., Ltd. 102-901, Bucheon Technopark 364, Samjeong-Dong, Ojeong-Gu, Bucheon-City, Gyeonggi-Do, Korea 421-809	Part No.	201115B	
		Rev. Date	2004-04-29	
		Rev.	NI1032-CS03	3/5

SAW Bandpass Filter 201115B



6. Typical Performance (at +25°C)



ITF Co., Ltd.
 102-901, Bucheon Technopark 364,
 Samjeong-Dong, Ojeong-Gu, Bucheon-City,
 Gyeonggi-Do, Korea 421-809

Part No.

201115B

Rev. Date

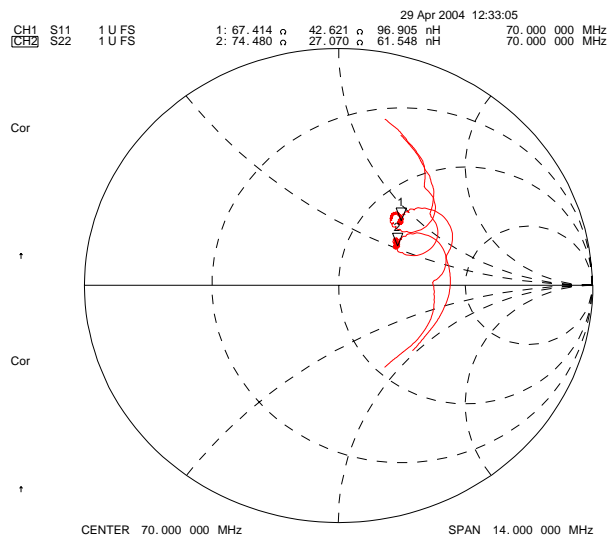
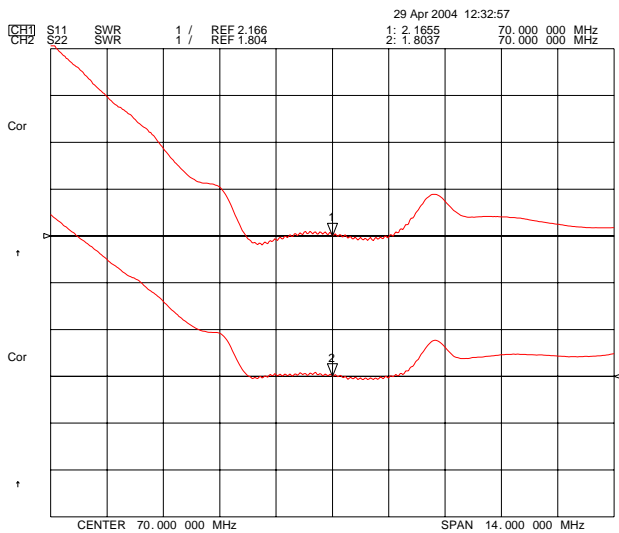
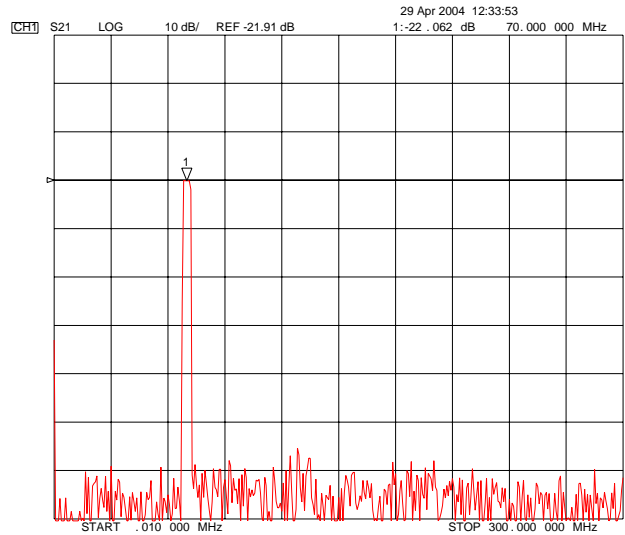
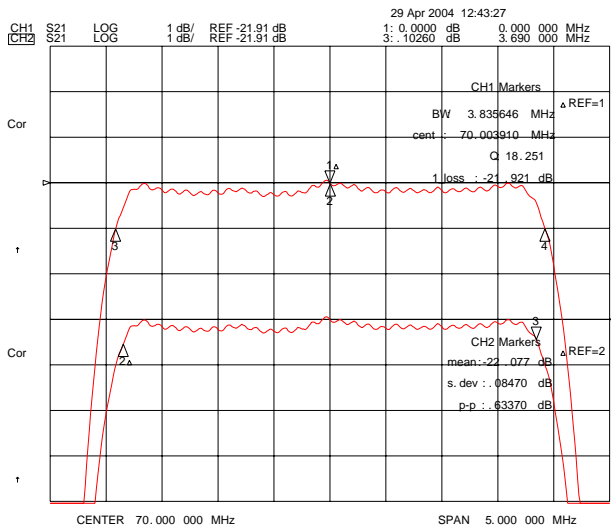
2004-04-29

Rev.

NI1032-CS03

4/5

SAW Bandpass Filter 201115B



ITF Co., Ltd.
 102-901, Bucheon Technopark 364,
 Samjeong-Dong, Ojeong-Gu, Bucheon-City,
 Gyeonggi-Do, Korea 421-809

Part No.	201115B	
Rev. Date	2004-04-29	
Rev.	NI1032-CS03	5/5