

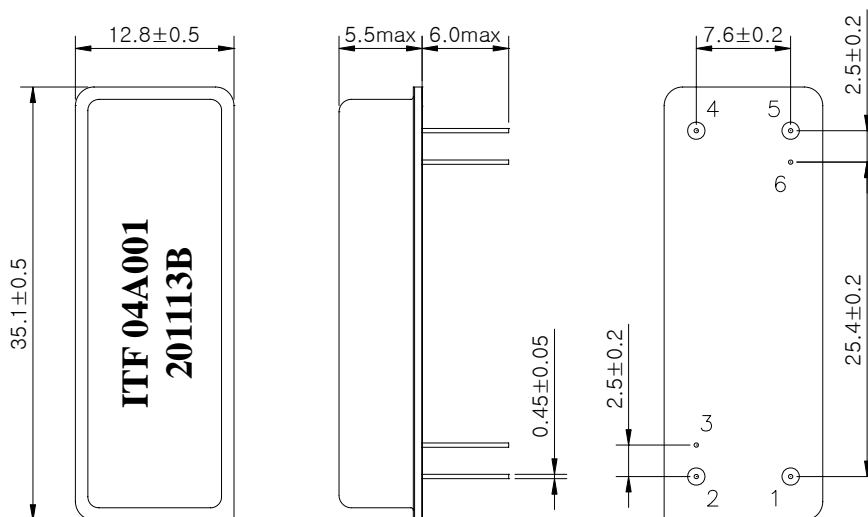
SAW Bandpass Filter 20113B



1. Features

- IF bandpass filter
- High attenuation
- Single-ended operation
- DIP Package
- Maximum Storage Temperature Range : -40°C ~ 85°C
- Electrostatics Sensitive Device (ESD)

2. Package Dimension



Package : D3512

Dimensions shown are nominal in millimeters

Base : Fe(SPCC), Au plating over Ni plated

Cap : Cu & Cr Alloy, Ni Plated

Termination : Kovar, Au Plated

Pin Configuration	
1	Input
5	Output
2, 4	Ground
3, 6	Case ground

	ITF Co., Ltd. 102-901, Bucheon Technopark 364, Samjeong-Dong, Ojeong-Gu, Bucheon-City, Gyeonggi-Do, Korea 421-809	Part No.	20113B	
		Rev. Date	2004-03-08	
		Rev.	NI0002-CS03	1/5

SAW Bandpass Filter 201113B



3. Specifications

Fo = 70.0 MHz


Terminating source impedance : 50Ω and matching network

Terminating load impedance : 50Ω and matching network

		Minimum	Typical	Maximum
Center Frequency	MHz	69.95	70.0	70.05
Insertion Loss	dB	-	21.0	23.0
1dB Bandwidth	MHz	-	3.7	-
3dB Bandwidth	MHz	3.8	3.88	-
40dB Bandwidth	MHz	-	4.6	4.65
Amplitude Ripple (Fo +/-1.7 MHz)	dB	-	1.0	1.5
Group Delay Variation (Fo +/- 1.7 MHz)	nsec	-	150	250
Absolute Delay	usec	-	5.6	-
Ultimate Rejection	dB	50	55	-
Temperature Coefficient of Frequency	ppm/°C	-	-23	-

Notes :

- 1) All specifications are based on the matching schematic shown below
- 2) All specifications are measured by Agilent Network analyzer and full 2 port calibration at room temperature
- 3) All attenuation measurements are measured relative to insertion loss

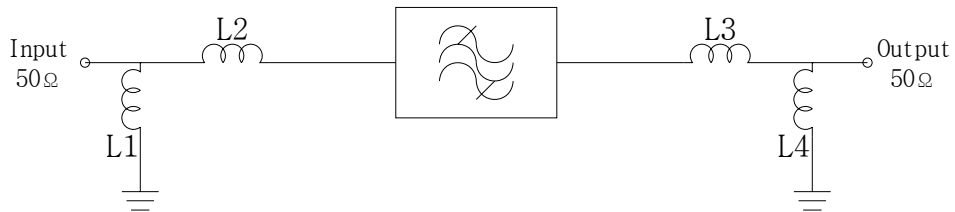
 Integrated Technology Future	ITF Co., Ltd. 102-901, Bucheon Technopark 364, Samjeong-Dong, Ojeong-Gu, Bucheon-City, Gyeonggi-Do, Korea 421-809	Part No.	201113B	
		Rev. Date	2004-03-08	
		Rev.	NI0002-CS03	2/5

SAW Bandpass Filter 201113B



4. Matching Schematic

(Actual matching values may vary due to PCB layout and parasitics)




L1 = 82 nH, L3 = 10 nH
L2 = 10 nH, L4 = 82 nH

5. Marking Configuration

ITF¹⁾04A001²⁾
201113B³⁾

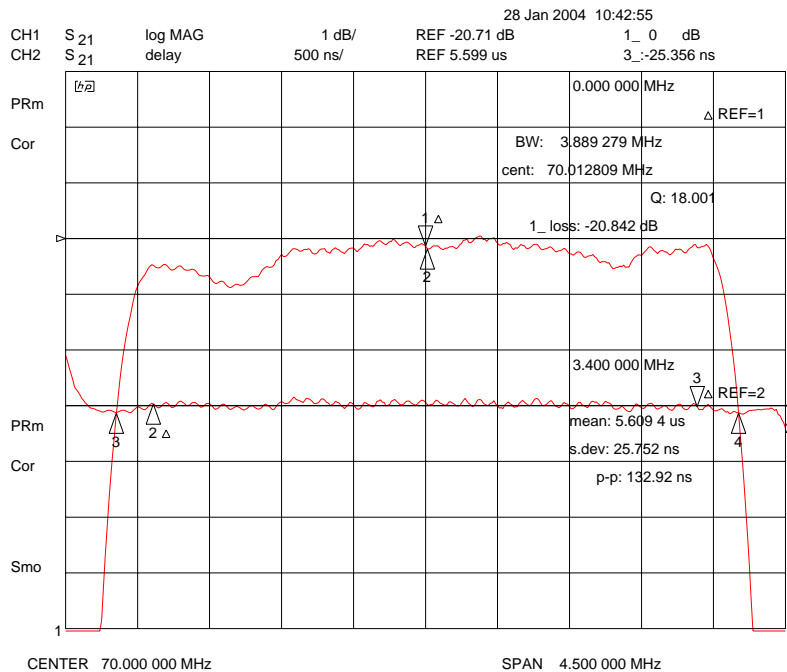
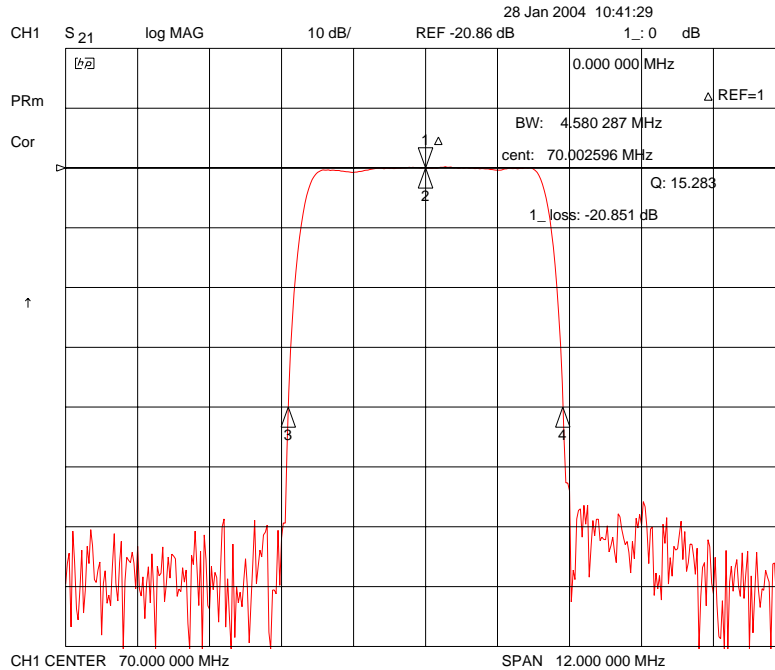
- 1) Manufacturer name
- 2) Lot Number
- 3) Part Number

 Integrated Technology Future	ITF Co., Ltd. 102-901, Bucheon Technopark 364, Samjeong-Dong, Ojeong-Gu, Bucheon-City, Gyeonggi-Do, Korea 421-809	Part No.	201113B	
		Rev. Date	2004-03-08	
		Rev.	NI0002-CS03	3/5

SAW Bandpass Filter 201113B



6. Typical Performance (at +25°C)



ITF Co., Ltd.
102-901, Bucheon Technopark 364,
Samjeong-Dong, Ojeong-Gu, Bucheon-City,
Gyeonggi-Do, Korea 421-809

Part No.

201113B

Rev. Date

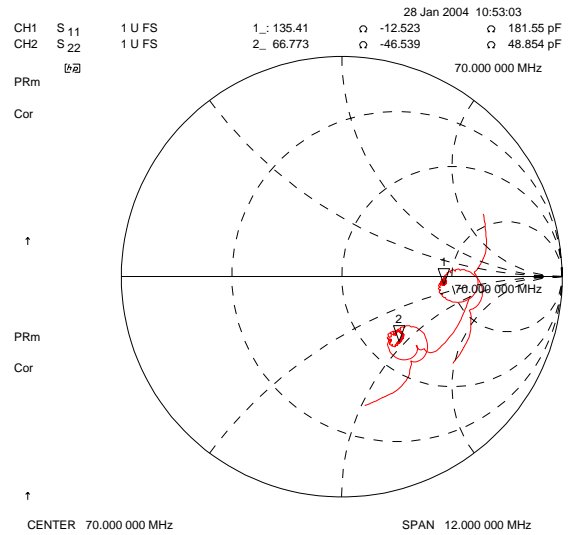
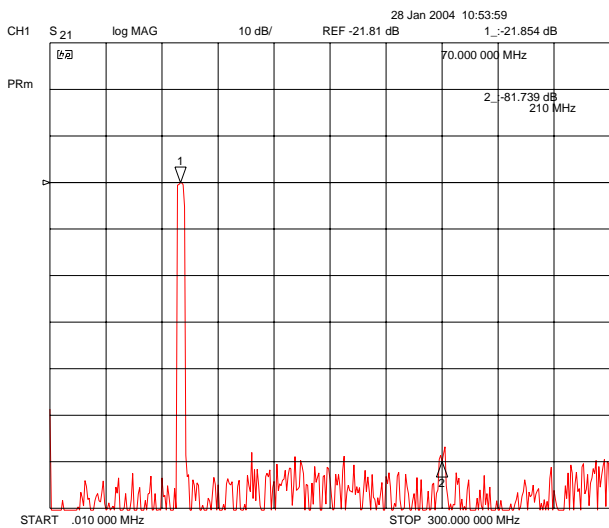
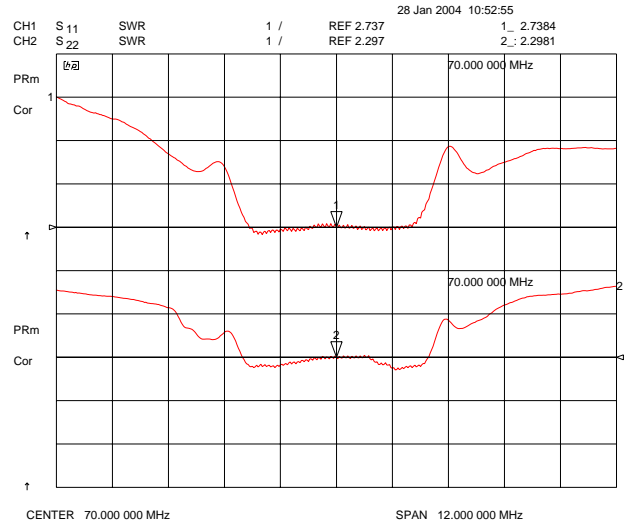
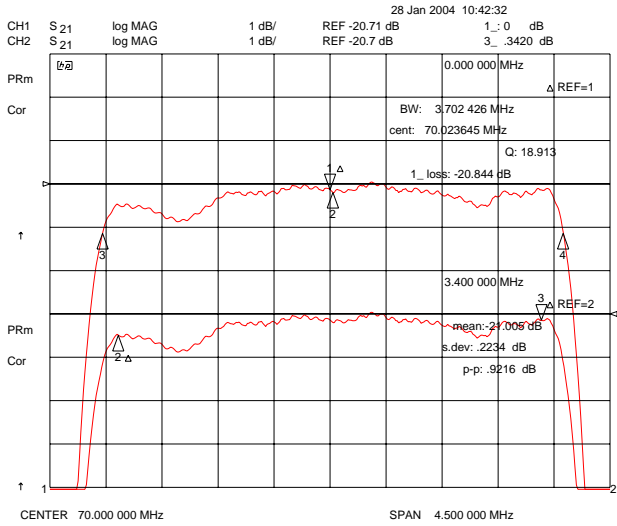
2004-03-08

Rev.

NI0002-CS03

4/5

SAW Bandpass Filter 20113B



ITF Co., Ltd.
 102-901, Bucheon Technopark 364,
 Samjeong-Dong, Ojeong-Gu, Bucheon-City,
 Gyeonggi-Do, Korea 421-809

Part No.	20113B	
Rev. Date	2004-03-08	
Rev.	NI0002-CS03	5/5